

BORDET GENGOU AGAR

Medium for *Bordetella spp* isolation.

TYPICAL FORMULA (g/l)

Potato, Infusion from	4.5
Peptone	5.0
Tryptone	5.0
Sodium Chloride	5.5
Agar	16.0

Final pH = 6.7 ± 0.2 at 25 °C.

DIRECTIONS

Suspend 36.0 g of powder in 1 liter of distilled or deionized water. Add 10 ml of glycerol. Heat to boiling until completely dissolved. Sterilize in autoclave at 121 °C for 15 minutes. Cool to 45-50 °C and aseptically add 15-20% sterile defibrinated sheep blood and 2 vials of Bordetella supplement (cephalexin 20 mg/vial) (code 81013) rehydrated with 5 ml of sterile distilled water. Mix well. Dispense in petri dishes. Final medium will contain 40 mg/l of cephalexin.

DESCRIPTION

BORDET GENGOU AGAR is used with added blood and Bordetella supplement, for isolating *Bordetella pertussis* and other *Bordetella* species.

TECHNIQUE

Inoculate the medium with the specimen to examine spreading with a swab and incubate at 36 ± 1 °C for 3-5 days for isolating *Bordetella pertussis*. Other *Bordetella* species can appear in 1-3 days. Otherwise allow the patient to cough directly on the plate at a distance of about 10 cm from mouth. The colonies of *Bordetella pertussis* appear small, dropshaped, transparent, shiny and surrounded by a characteristic zone of hemolysis that is not sharply defined but merges diffusely into the medium.

QUALITY CONTROL

Dehydrated medium

Appearance: free-flowing, homogeneous.

Color: beige.

Prepared medium

Appearance: opaque.

Color: cherry red.

Incubation conditions: 36 ± 1 °C for 48-72 hours.

Microorganism	ATCC	Growth
<i>Bordetella pertussis</i>	8467	good
<i>Bordetella parapertussis</i> MDH	32472	good

PERFORMANCE AND LIMITATIONS

Since nutritional requirements of organisms vary, some strains of *Bordetella* may be encountered that grow poorly or fail to grow on this medium.

STORAGE

The powder is very hygroscopic: store the powder at 10-30 °C, in a dry environment, in its original container tightly closed and use it before the expiry date on the label or until signs of deterioration or contamination are evident.

Store prepared plates at 2-8 °C.

REFERENCES

- Bordet, J., and D. Gengou. 1906. Le microbe de la coqueluche. Ann. Inst. Pasteur **20**: 731.
- Isenberg, H.D. (ed.). 1992. Clinical microbiology procedures handbook, vol. 1. American Society of Microbiology, Washington, D.C.



LIOFILCHEM s.r.l.

Via Scozia, Zona Ind.le - 64026, Roseto D.A. (TE) - ITALY

Phone +390858930745 Fax +390858930330

Website: www.liofilchem.net E-mail: liofilchem@liofilchem.net



PRESENTATION









Product	REF	
BORDET GENGOU AGAR (13.8 l)	610006	500 g
BORDET GENGOU AGAR (2.7 l)	620006	100 g
BORDETELLA supplement Cephalexin 20 mg / vial	81013	10 vials
SHEEP BLOOD DEFIBRINATED	83296	50 ml

TABLE OF SYMBOLS

LOT Batch code	 Caution, consult accompanying documents	 Manufacturer	 Contains sufficient for <n> tests	IVD <i>In Vitro</i> Diagnostic Medical Device
REF Catalogue number	 Fragile, handle with care	 Use by	 Temperature limitation	 Keep away from heat source



LIOFILCHEM s.r.l.

Via Scozia, Zona Ind.le - 64026, Roseto D.A. (TE) - ITALY

Phone +390858930745 Fax +390858930330

Website: www.liofilchem.net E-mail: liofilchem@liofilchem.net

