

**HIMEDIA**®

For Life is Precious



HiMedia Laboratories Pvt. Ltd.

Date: 07<sup>th</sup> March 2024.

**TO WHOMSOEVER IT MAY CONCERN**

We hereby certify that,

**Sanmedico SRL**

**Str. Corobceanu 7A, Apt.9,**

**MD-2012, CITY CHISINAU**

**Republic of Moldova,**

**Tel:-00-373-231 31515 / 00-373-222 60595**

**Fax:-00-373-22 62 30 32**

**E-mail: sanmedico.office@gmail.com**

have been appointed by us as our **Authorized Distributor** for selling our Products in **MOLDOVA**

*This certificate is valid upto 06<sup>th</sup> March 2026.*

This Authorization Letter shall stand effective from the date of signing and can be terminated by either party with two months advance notice.

For **HIMEDIA LABORATORIES PVT. LTD.**

**V.M.WARKE.**

**DIRECTOR – SALES & MARKETING**



**REGISTERED OFFICE -**

Plot No. C40, Road No. 21Y, MIDC, Wagle Industrial Estate, Thane (West) - 400604, Maharashtra, India.  
Tel : +91-22-6147 1919 / 6116 9797 / 6903 4800 | Fax : +91-22-6147 1920  
Email : info@himedialabs.com | Web : www.himedialabs.com



... expect only quality from us™  
CIN : U85195MH1982PTC028194



THE INTERNATIONAL CERTIFICATION NETWORK

# CERTIFICATE

Quality Austria

has issued an IQNet recognized certificate that the organization:

**HiMedia Laboratories Pvt. Ltd.**

**Plot NO. C40, ROAD - 21Y, WAGLE INDUSTRIAL ESTATE,  
THANE (WEST) - 400604 MAHARASHTRA, INDIA**

for the following scope:

**Design, Development & Testing of Microbiology, Animal Cell Culture,  
Plant Tissue Culture & Molecular Biology products**

EAC: 34

has implemented and maintains a

## QUALITY MANAGEMENT SYSTEM

which fulfils the requirements of the following standard

### ISO 9001:2015

This attestation is directly linked to the IQNet Partner's original certificate and shall not be used as a stand-alone document

Issued on:	2022-02-28
Validity date:	2025-02-27
Quality Austria certified since:	2022-02-28

**Registration Number: AT-27302/0**

**Alex Stoichitoiu**  
President of IQNet

**Mag. Friedrich Khuen-Belasi**  
Authorised Representative  
of Quality Austria



**IQNet Partners\*:**

AENOR Spain AFNOR Certification France APCER Portugal CCC Cyprus CISQ Italy  
CQC China CQM China CQS Czech Republic Cro Cert Croatia DQS Holding GmbH Germany EAGLE Certification Group USA  
FCAV Brazil FONDONORMA Venezuela ICONTEC Colombia Inspecta Sertifointi Oy Finland INTECO Costa Rica  
IRAM Argentina JQA Japan KFQ Korea MIRTEC Greece MSZT Hungary Nemko AS Norway NSAI Ireland  
NYCE-SIGE México PCBC Poland Quality Austria Austria RR Russia SII Israel SIQ Slovenia  
SIRIM QAS International Malaysia SQS Switzerland SRAC Romania TEST St Petersburg Russia TSE Turkey YUQS Serbia

\* The list of IQNet partners is valid at the time of issue of this certificate. Updated information is available under [www.iqnet-certification.com](http://www.iqnet-certification.com)

# CERTIFICATE

Quality Austria - Trainings, Zertifizierungs und Begutachtungs GmbH awards this **qualityaustria** certificate to the following organisation:

This **qualityaustria** certificate confirms the application and further development of an effective

**HIMEDIA**<sup>®</sup>

**HiMedia Laboratories Pvt. Ltd.**

Plot NO. C40, Road - 21Y, Wagle Industrial Estate,  
Thane (West) - 400604 Maharashtra, INDIA

**QUALITY MANAGEMENT SYSTEM**

complying with the requirements of standard  
**ISO 9001:2015**

Quality Austria - Trainings, Zertifizierungs und Begutachtungs GmbH is accredited according to the Austrian Accreditation Act by the BMWFV (Federal Ministry of Science, Research and Economy).

Quality Austria is accredited as an organisation for environmental verification by the BMLFUW (Federal Ministry of Agriculture, Forestry, Environment and Water Management).

Quality Austria is authorized by the VDA (Association of the Automotive Industry).

For accreditation registration details please refer to the applicable decisions or recognition documents.

Quality Austria is the Austrian member of IQNet (International Certification Network).

Dok. Nr. FO\_24\_028

1702280c-6c19-4683-8f36-3ea2e4167c18

The current validity of the certificate is documented exclusively on the Internet under <http://www.qualityaustria.com/en/cert> EAC: 34

Design, Development & Testing of Microbiology, Animal Cell Culture, Plant Tissue Culture & Molecular Biology products

Registration No.: 27302/0

Date of initial issue: 28 February 2022

Valid until: 27 February 2025

Vienna, 28 February 2022

Quality Austria - Trainings, Zertifizierungs und Begutachtungs GmbH,  
AT-1010 Vienna, Zelinkagasse 10/3



 **qualityaustria**

PARTNER OF  
**IQNet**



Mag. Christoph Mondl  
General Manager



Mag. Dr. Werner Paar  
General Manager



Mag. Dr. Anni Koubek  
Specialist representative



THE INTERNATIONAL CERTIFICATION NETWORK

# CERTIFICATE

Quality Austria

has issued an IQNet recognized certificate that the organization:

**HiMedia Laboratories Pvt. Ltd.**

**Plot NO. C40, ROAD - 21Y, WAGLE INDUSTRIAL ESTATE,  
THANE (WEST) - 400604 MAHARASHTRA, INDIA**

for the following scope:

**Design, Development & Testing of Biosciences Products for application in Microbiology,  
Animal Cell Culture & Molecular Biology products**

EAC: 34

has implemented and maintains a

## QUALITY MANAGEMENT SYSTEM

which fulfils the requirements of the following standard

### ISO 13485:2016

This attestation is directly linked to the IQNet Partner's original certificate and shall not be used as a stand-alone document

Issued on:	2022-02-28
Validity date:	2025-02-27
Quality Austria certified since:	2022-02-28

**Registration Number: AT-00391/0**

**Alex Stoichitoiu**  
President of IQNet

**Mag. Friedrich Khuen-Belasi**  
Authorised Representative  
of Quality Austria



**IQNet Partners\*:**

AENOR Spain AFNOR Certification France APCER Portugal CCC Cyprus CISQ Italy  
CQC China CQM China CQS Czech Republic Cro Cert Croatia DQS Holding GmbH Germany EAGLE Certification Group USA  
FCAV Brazil FONDONORMA Venezuela ICONTEC Colombia Inspecta Sertifointi Oy Finland INTECO Costa Rica  
IRAM Argentina JQA Japan KFQ Korea MIRTEC Greece MSZT Hungary Nemko AS Norway NSAI Ireland  
NYCE-SIGE México PCBC Poland Quality Austria Austria RR Russia SII Israel SIQ Slovenia  
SIRIM QAS International Malaysia SQS Switzerland SRAC Romania TEST St Petersburg Russia TSE Turkey YUQS Serbia

\* The list of IQNet partners is valid at the time of issue of this certificate. Updated information is available under [www.iqnet-certification.com](http://www.iqnet-certification.com)

# CERTIFICATE

Quality Austria - Trainings, Zertifizierungs und Begutachtungs GmbH awards this **qualityaustria** certificate to the following organisation:

This **qualityaustria** certificate confirms the application and further development of an effective

**HIMEDIA**<sup>®</sup>

## HiMedia Laboratories Pvt. Ltd.

Plot NO. C40, Road - 21Y, Wagle Industrial Estate,  
Thane (West) - 400604 Maharashtra, INDIA

## QUALITY MANAGEMENT SYSTEM

complying with the requirements of standard

### ISO 13485:2016

Medical devices - Quality management systems -  
Requirements for regulatory purposes

Quality Austria - Trainings, Zertifizierungs und Begutachtungs GmbH is accredited according to the Austrian Accreditation Act by the BMWF (Federal Ministry of Science, Research and Economy).

Quality Austria is accredited as an organisation for environmental verification by the BMLFUW (Federal Ministry of Agriculture, Forestry, Environment and Water Management).

Quality Austria is authorized by the VDA (Association of the Automotive Industry).

For accreditation registration details please refer to the applicable decisions or recognition documents.

Quality Austria is the Austrian member of IQNet (International Certification Network).

Dok. Nr. FO\_24\_028

c74e1d5d-8d70-4bfe-a660-b5ea89b3600

The current validity of the certificate is documented exclusively on the Internet under <http://www.qualityaustria.com/en/cert> EAC: 34

Design, Development & Testing of Biosciences Products for application in Microbiology, Animal Cell Culture & Molecular Biology products

Registration No.: 00391/0

Date of initial issue: 28 February 2022

Valid until: 27 February 2025

Vienna, 28 February 2022

Quality Austria - Trainings, Zertifizierungs und Begutachtungs GmbH,  
AT-1010 Vienna, Zelinkagasse 10/3



Mag. Christoph Mondl  
General Manager

Mag. Dr. Werner Paar  
General Manager

Mag. Dr. Anni Koubek  
Specialist representative

**DECLARATION OF CONFORMITY  
MICROBIOLOGY PRODUCTS**

- 1) Manufacturer (Name, department): HiMedia Laboratories Pvt. Ltd.  
Address: Plot No. C-40, Road No. 21/Y, MIDC, Wagle Industrial Area, Thane(West)-400604, Maharashtra, India  
and
- 2) European authorized representative: CEpartner4U BV,  
Address: ESDOORNLAAN 13, 3951DB MAARN, THE NETHERLANDS;  
(on product labels printed as:  
CEpartner4U , ESDOORNLAAN 13, 3951DB MAARN, THE NETHERLANDS. [www.cepartner4u.eu](http://www.cepartner4u.eu))

3) Product(s) (groupnames /.):

Group	Group name	NL registration no.	No.
DCM&S	Dehydrated Culture Media & Supplements	NL-CA002-2013-26442	1
RPM	Ready Prepared Media Subgroups: Ready Prepared Plates, Ready Prepared Liquid & Solid Medium, Ready Prepared Slants, Ready Prepared Dual Media, HiDip Slides, HiSafe Blood Culturing System, Transport Medium w/ swabs, Viral Transport Medium w/ swabs, L.J. Medium Slants & Kits, Biochemical Kits for Mycobacteria, UTI Diagnostic Kits, Biochemical Identification Kits	NL-CA002-2013-26448	2
ESK	Epidemiological Screening Kit: Subgroups: Hi Aureus Confirmation Kits	NL-CA002-2012-24117	3
ASS	Antimicrobial Susceptibility Systems Subgroups: Sensitivity Discs-Single & Multi Discs MIC Strips: HiComb Strips, HiComb™ MIC Strip, Modified & Ezy MIC Strips, HiMIC™ Plate Kit	NL-CA002-2013-26444	4
BDA	Bacteriological Differentiation Aids Subgroups: Readymade Stains, Indicators & Reagents in liquid, Differentiation Discs & Strips, HiDtect Rapid Identification Discs	NL-CA002-2013-26445	5

*type and model numbers: see appendix*

4) The product(s) described above is in conformity with:

Title	Document No.
In vitro Diagnostic Medical Devices Directive	98/79/EC

5) Additional information (Conformity procedure, Notified Body, CE certificate, Registration nr., etc.):

Conformity assessment procedure for CE marking: In vitro Diagnostic Medical Device Directive, Annex III

Mumbai, India; 2022-03-01

(Place & date of issue (yyyy-mm-dd))

Dr. G.M. Warke, Managing Director

(name; function and signature of manufacturer)

## Appendix

Date: 2022-03-01

### List of devices:

Product group	Type/ Model / Ref number	Device Name	Risk Class	Date of CE compliance
<b>Dehydrated Culture Media</b>				
DCM	M1739	A7 Agar Base (Shepard's Differential Agar Base)	Low risk	20/12/2012
DCM	MCD884	Aeromonas Isolation HiCynth™ Medium Base	Low risk	12/08/2015
DCM	MV884	Aeromonas Isolation HiVeg™ Medium Base	Low risk	20/12/2012
DCM	M884	Aeromonas Isolation Medium Base	Low risk	20/12/2012
DCM	M1284	Aeromonas Starch DNA Agar Base	Low risk	20/12/2012
DCM	M016B	Agar Medium L (Brilliant Green, Phenol Red, Lactose Monohydrate, Sucrose Agar)	Low risk	20/12/2012
DCM	ME016	Agar Medium L (Brilliant Green, Phenol Red, Lactose Monohydrate, Sucrose Agar)	Low risk	20/12/2012
DCM	MCD618	Alkaline HiCynth™ Peptone Water	Low risk	12/08/2015
DCM	MV618	Alkaline HiVeg™ Peptone Water	Low risk	20/12/2012
DCM	M618	Alkaline Peptone Water	Low risk	20/12/2012
DCM	M1887	Alkaline Saline Peptone Water (ASPW)	Low risk	10/11/2020
DCM	M651	Amies Transport Medium w/ Charcoal	Low risk	20/12/2012
DCM	M684A	Amies Transport Medium, Liquid w/o charcoal	Low risk	25/08/2016
DCM	M228	Anaerobic Agar	Low risk	20/12/2012
DCM	M491	Anaerobic Agar (Brewer)	Low risk	20/12/2012
DCM	M230	Anaerobic Agar w/o Dextrose	Low risk	20/12/2012
DCM	M229	Anaerobic Agar w/o Dextrose and Eh Indicator	Low risk	20/12/2012
DCM	M1635	Anaerobic Basal Agar	Low risk	20/12/2012
DCM	M1636	Anaerobic Basal Broth	Low risk	20/12/2012
DCM	M1345	Anaerobic Blood Agar Base	Low risk	20/12/2012
DCM	M975A	Anaerobic Blood Agar Base	Low risk	20/12/2012
DCM	M1034	Anaerobic CNA Agar Base	Low risk	20/12/2012
DCM	MV228	Anaerobic HiVeg™ Agar	Low risk	20/12/2012
DCM	MV491	Anaerobic HiVeg™ Agar (Brewer)	Low risk	20/12/2012
DCM	MV230	Anaerobic HiVeg™ Agar w/o Dextrose	Low risk	20/12/2012
DCM	MV229	Anaerobic HiVeg™ Agar w/o Dextrose and Eh Indicator	Low risk	20/12/2012
DCM	MV909	Andrade Peptone Water w/ HiVeg™ Extract No. 1	Low risk	20/12/2012
DCM	M909	Andrade Peptone Water w/ HM Extract	Low risk	20/12/2012
DCM	M1485	Antibiotic Sulphonamide Sensitivity Test Agar (ASS Agar)	Low risk	20/12/2012
DCM	M1576	Arabinose Agar Base	Low risk	30/10/2018
DCM	M1637	Arcobacter Broth Base	Low risk	10/11/2020
DCM	M1894	Arcobacter Selective Broth Base	Low risk	10/11/2020

DCM	M672	Asparagine Broth (Coccidioidin and Histoplasmin Broth)	Low risk	20/12/2012
DCM	M158	Azide Blood Agar Base	Low risk	20/12/2012
DCM	MV158	Azide Blood Agar Base, HiVeg™	Low risk	20/12/2012
DCM	M1271	Azide Dextrose Broth w/ BCP	Low risk	10/11/2020
DCM	M220	B.A.G.G. Broth Base (Buffered Azide Glucose Glycerol Broth Base)	Low risk	20/12/2012
DCM	MV220	B.A.G.G. HiVeg™ Broth Base (Buffered Azide Glucose Glycerol HiVeg™ Broth Base)	Low risk	20/12/2012
DCM	M106	B.C.G. - Dextrose Agar (Snyder Test Agar)	Low risk	20/12/2012
DCM	MV106	B.C.G. - Dextrose HiVeg™ Agar (Snyder Test HiVeg™ Agar)	Low risk	20/12/2012
DCM	MCD462	B.Q.Vaccine HiCynth™ Medium (Thioglycollate HiCynth™ Broth)	Low risk	28/04/2017
DCM	MV462	B.Q.Vaccine HiVeg™ Medium (Thioglycollate Broth w/ HiVeg™ Extract No. 2)	Low risk	20/12/2012
DCM	M462	B.Q.Vaccine Medium (Thioglycollate Broth w/ HL Extract)	Low risk	20/12/2012
DCM	M861	B.T.B. Lactose Agar	Low risk	20/12/2012
DCM	MCD861	B.T.B. Lactose HiCynth™ Agar	Low risk	28/04/2017
DCM	MCD1081	B.T.B. Lactose HiCynth™ Agar, Modified	Low risk	28/04/2017
DCM	MV861	B.T.B. Lactose HiVeg™ Agar	Low risk	20/12/2012
DCM	MV833	Bacillus Cereus HiVeg™ Agar Base	Low risk	22/04/2019
DCM	M833	Bacillus Cereus Agar Base	Low risk	22/04/2019
DCM	M805	Bacteroides Bile Esculin Agar Base (BBE)	Low risk	20/12/2012
DCM	MV805	Bacteroides HiVeg™ Agar Base (BBE)	Low risk	20/12/2012
DCM	M043	Baird Parker Agar Base	Low risk	20/12/2012
DCM	M2093	Baird Parker Agar Base w/o Egg Yolk Emulsion	Low risk	22/04/2019
DCM	MCD043	Baird Parker HiCynth™ Agar Base	Low risk	12/08/2015
DCM	MV043	Baird Parker HiVeg™ Agar Base	Low risk	20/12/2012
DCM	M1091	Baird Staphylococcus Enrichment Broth Base	Low risk	10/11/2020
DCM	M694	Bennet's Agar	Low risk	20/12/2012
DCM	M1683	Bennet's Broth	Low risk	20/12/2012
DCM	MV694	Bennet's HiVeg™ Agar	Low risk	20/12/2012
DCM	M1888	BETA-SSA Agar (Group A Streptococci Selective Agar)	Low risk	20/12/2012
DCM	M211	BHI Agar (Special Infusion Agar)	Low risk	20/12/2012
DCM	M211A	BHI Agar w/ 1% Agar	Low risk	20/12/2012
DCM	MV211A	BHI Agar w/ 1% Agar, HiVeg™	Low risk	20/12/2012
DCM	M1069	BHI Agar w/ 3.0% Agar	Low risk	20/12/2012
DCM	MV211	BHI Agar, HiVeg™ (Special Infusion Agar, HiVeg™)	Low risk	20/12/2012
DCM	M1611	BHI Agar, Modified	Low risk	20/12/2012
DCM	M210	BHI Broth	Low risk	20/12/2012
DCM	M210I	BHI Broth	Low risk	20/12/2012
DCM	M209	BHI CC Agar	Low risk	20/12/2012
DCM	MV209	BHI CC Agar, HiVeg™	Low risk	20/12/2012
DCM	MCD211	BHI HiCynth™ Agar (Special Insusion HiCynth™ Agar)	Low risk	12/08/2015



DCM	MCD210	BHI HiCynth™ Broth	Low risk	12/08/2015
DCM	M1036	BHI w/ 0.1% Agar	Low risk	20/12/2012
DCM	M1037	BHI w/ 6.5% NaCl	Low risk	20/12/2012
DCM	MV1037	BHI w/ 6.5% NaCl, HiVeg™	Low risk	20/12/2012
DCM	M212	BHI w/ PABA	Low risk	20/12/2012
DCM	M213	BHI w/ PABA and Agar	Low risk	20/12/2012
DCM	MV213	BHI w/ PABA and Agar, HiVeg™	Low risk	20/12/2012
DCM	MV212	BHI w/ PABA, HiVeg™	Low risk	20/12/2012
DCM	MV1036	BHI with 0.1% Agar, HiVeg™	Low risk	20/12/2012
DCM	MV210	BHI, HiVeg™	Low risk	20/12/2012
DCM	M217	Bi.G.G.Y. Agar (Nickerson Medium)	Low risk	20/12/2012
DCM	MCD217	Bi.G.G.Y. HiCynth™ Agar (Nickerson HiCynth™ Agar)	Low risk	25/08/2016
DCM	M1396	Bifidobacterium Agar	Low risk	10/11/2020
DCM	M1960R	Bifidobacterium Agar (HiCrome™)	Low risk	25/08/2016
DCM	M1396R	Bifidobacterium Agar (Modified, Selective Medium, Kit)	Low risk	04/07/2018
DCM	M1858	Bifidobacterium Agar, Modified	Low risk	20/12/2012
DCM	M1395	Bifidobacterium Broth	Low risk	10/11/2020
DCM	M071	Bile Broth Base	Low risk	20/12/2012
DCM	MV071	Bile Broth Base, HiVeg™	Low risk	20/12/2012
DCM	M972A	Bile Esculin Agar, Modified	Low risk	22/04/2019
DCM	M493	Bile Esculin Azide Agar	Low risk	10/11/2020
DCM	MV493	Bile Esculin Azide HiVeg™ Agar	Low risk	10/11/2020
DCM	MCD493	Bile Esculin Azide HiCynth™ Agar	Low risk	10/11/2020
DCM	M481	Bile Peptone Transport Medium	Low risk	20/12/2012
DCM	M739	Bile Salt Agar	Low risk	20/12/2012
DCM	MCD027	Bismuth Sulphite HiCynth™ Agar	Low risk	12/08/2015
DCM	M027	Bismuth Sulphite Agar	Low risk	20/12/2012
DCM	M027L	Bismuth Sulphite Agar	Low risk	04/07/2018
DCM	MU027	Bismuth Sulphite Agar Medium	Low risk	20/12/2012
DCM	M1004	Bismuth Sulphite Agar, Modified	Low risk	20/12/2012
DCM	MV027	Bismuth Sulphite HiVeg™ Agar	Low risk	20/12/2012
DCM	MV1004	Bismuth Sulphite HiVeg™ Agar, Modified	Low risk	20/12/2012
DCM	M073	Blood Agar Base (Infusion Agar)	Low risk	20/12/2012
DCM	M834	Blood Agar Base No. 2	Low risk	20/12/2012
DCM	M834A	Blood Agar Base No. 2 w/ 1.2% Agar	Low risk	20/12/2012
DCM	MV834A	Blood Agar Base No. 2 w/ 1.2% Agar, HiVeg™	Low risk	20/12/2012
DCM	MV834	Blood Agar Base No. 2, HiVeg™	Low risk	20/12/2012
DCM	M834Z	Blood Agar Base No.2	Low risk	28/04/2017
DCM	M089	Blood Agar Base w/ Low pH	Low risk	20/12/2012
DCM	MV089	Blood Agar Base w/ Low pH, HiVeg™	Low risk	20/12/2012

DCM	M1904	Blood Agar Base w/ Nalidixic Acid	Low risk	20/12/2012
DCM	MV073	Blood Agar Base, HiVeg™ (Infusion Agar, HiVeg™)	Low risk	20/12/2012
DCM	M1989	Blood Agar Base, Modified	Low risk	20/12/2012
DCM	M1318	Blood Free Campylobacter Broth Base	Low risk	20/12/2012
DCM	MCD073	Blood HiCynth™ Agar Base (Infusion HiCynth™ Agar Base)	Low risk	25/08/2016
DCM	MCD834	Blood HiCynth™ Agar Base No.2	Low risk	25/08/2016
DCM	MCD089	Blood HiCynth™ Agar Base w/ Low pH	Low risk	25/08/2016
DCM	M175	Bordet Gengou Agar Base	Low risk	20/12/2012
DCM	M175A	Bordet Gengou Agar Base w/ 1.6% Agar	Low risk	20/12/2012
DCM	M175SB	Bordet Gengou Agar Base, Modified	Low risk	16/12/2017
DCM	M2012	Bordet Gengou Broth	Low risk	25/08/2016
DCM	MV175	Bordet Gengou HiVeg™ Agar Base	Low risk	20/12/2012
DCM	MV175A	Bordet Gengou HiVeg™ Agar Base w/ 1.6% Agar	Low risk	20/12/2012
DCM	M1020	BPL Agar	Low risk	20/12/2012
DCM	MV1020	BPL HiVeg™ Agar	Low risk	20/12/2012
DCM	M016A	Brilliant Green Agar Base w/ 1.2% Agar	Low risk	20/12/2012
DCM	M971	Brilliant Green Agar Base w/ Phosphates	Low risk	20/12/2012
DCM	M016	Brilliant Green Agar Base, Modified	Low risk	20/12/2012
DCM	MCD016	Brilliant Green Agar HiCynth™ Base, Modified	Low risk	12/08/2015
DCM	MU016	Brilliant Green Agar Medium	Low risk	20/12/2012
DCM	MM016	Brilliant Green Agar Medium 16	Low risk	20/12/2012
DCM	MV016A	Brilliant Green HiVeg™ Agar Base w/ 1.2% Agar	Low risk	20/12/2012
DCM	MV971	Brilliant Green HiVeg™ Agar Base w/ Phosphates	Low risk	20/12/2012
DCM	MV016	Brilliant Green HiVeg™ Agar Base, Modified	Low risk	20/12/2012
DCM	M016B	Brilliant Green, Phenol Red, Lactose Monohydrate, Sucrose Agar (Agar Medium L)	Low risk	20/12/2012
DCM	ME016	Brilliant Green, Phenol Red, Lactose Monohydrate, Sucrose Agar (Agar Medium L)	Low risk	20/12/2012
DCM	M1822	Bromo Thymol Lactose Blue Agar	Low risk	16/12/2017
DCM	M074	Brucella Agar Base	Low risk	20/12/2012
DCM	M1638	Brucella Agar Base w/ 1.0% Dextrose	Low risk	20/12/2012
DCM	M1039	Brucella Agar Base w/ Hemin and Vitamin K	Low risk	20/12/2012
DCM	M074A	Brucella Agar Base, Modified	Low risk	20/12/2012
DCM	M5392	Brucella Broth Base	Low risk	30/10/2018
DCM	M348	Brucella Broth Base	Low risk	20/12/2012
DCM	MV074	Brucella HiVeg™ Agar Base	Low risk	20/12/2012
DCM	MV074A	Brucella HiVeg™ Agar Base, Modified	Low risk	20/12/2012
DCM	MV348	Brucella HiVeg™ Broth Base	Low risk	20/12/2012
DCM	M822	Brucella Selective Medium Base	Low risk	20/12/2012
DCM	M1890	BSIBG Agar (Aeromonas Selective Agar)	Low risk	10/11/2020
DCM	M1668	BSK - H Medium Base	Low risk	20/12/2012

DCM	M1668B	BSK - H Medium Base w/o BSA	Low risk	28/04/2017
DCM	M813	Buffered Charcoal Yeast Extract Agar Base	Low risk	20/12/2012
DCM	M813I	Buffered Charcoal Yeast Extract Agar Medium (BCYE Medium)	Low risk	20/12/2012
DCM	MCD813	Buffered Charcoal Yeast Extract HiCynth™ Medium	Low risk	25/08/2016
DCM	M204	Buffered Glycerol Saline Base	Low risk	20/12/2012
DCM	MCD1275	Buffered HiCynth™ Peptone Water w/ NaCl	Low risk	12/08/2015
DCM	MV614	Buffered HiVeg™ Peptone Water	Low risk	22/04/2019
DCM	MV1275	Buffered HiVeg™ Peptone Water w/NaCl	Low risk	20/12/2012
DCM	M614	Buffered Peptone Water	Low risk	22/04/2019
DCM	M1275	Buffered Peptone Water w/ NaCl	Low risk	20/12/2012
DCM	M1851	Buffered Peptone Water w/ Pyruvate	Low risk	20/12/2012
DCM	MH1275	Buffered Sodium Chloride-Peptone Solution pH 7.0	Low risk	22/04/2019
DCM	M1640	Burkholderia Cepacia Agar Base	Low risk	20/12/2012
DCM	MCD1640	Burkholderia cepacia HiCynth™ Agar Base	Low risk	25/08/2016
DCM	M2089	Burkholderia Cepacia Selectie Agar	Low risk	10/11/2020
DCM	MU2089	Burkholderia Cepacia Selective Agar (BCSA)	Low risk	10/11/2020
DCM	M470	BYE Agar	Low risk	20/12/2012
DCM	MV470	BYE HiVeg™ Agar	Low risk	20/12/2012
DCM	M911	C. botulinum Isolation Agar Base	Low risk	20/12/2012
DCM	MV911	C. botulinum Isolation HiVeg™ Agar Base	Low risk	20/12/2012
DCM	M1146	C.L.E.D. Agar Base w/o Indicator	Low risk	20/12/2012
DCM	M792	C.L.E.D. Agar w/ Bromo Thymol Blue	Low risk	20/12/2012
DCM	MCD792	C.L.E.D. HiCynth™ Agar w/BTB	Low risk	12/08/2015
DCM	MCD352	C.L.E.D. HiCynth™ Agar w/Andrade Indicator	Low risk	12/08/2015
DCM	MV1146	C.L.E.D. HiVeg™ Agar Base w/o Indicator	Low risk	20/12/2012
DCM	MV352	C.L.E.D. HiVeg™ Agar w/ Andrade Indicator	Low risk	20/12/2012
DCM	MV792	C.L.E.D. HiVeg™ Agar w/ Bromo Thymol Blue	Low risk	20/12/2012
DCM	M352	C.L.E.D. Agar w/ Andrade Indicator	Low risk	20/12/2012
DCM	M352M	C.L.E.D. Agar w/ Andrades Indicator	Low risk	22/04/2019
DCM	M352A	C.L.E.D. Agar w/o Lactose & w/ Andrades Indicator	Low risk	22/04/2019
DCM	M563	Caffeic Acid Ferric Citrate Test Agar (CAFC Medium)	Low risk	20/12/2012
DCM	M893	CAL Agar (Cellobiose Arginine Lysine Agar)	Low risk	20/12/2012
DCM	M894	CAL Broth (Cellobiose Arginine Lysine Broth)	Low risk	20/12/2012
DCM	MV893	CAL HiVeg™ Agar (Cellobiose Arginine Lysine HiVeg™ Agar)	Low risk	20/12/2012
DCM	MV894	CAL HiVeg™ Broth (Cellobiose Arginine Lysine HiVeg™ Broth)	Low risk	20/12/2012
DCM	MV908	Campylo Thioglycollate HiVeg™ Medium Base	Low risk	20/12/2012
DCM	M908	Campylo Thioglycollate Medium Base	Low risk	20/12/2012
DCM	M994	Campylobacter Agar Base	Low risk	20/12/2012
DCM	M1267	Campylobacter Cefex Agar Base	Low risk	20/12/2012
DCM	M899	Campylobacter Enrichment Broth Base (Preston Enrichment Broth Base)	Low risk	20/12/2012

DCM	MV899	Campylobacter Enrichment HiVeg™ Broth Base (Preston Enrichment HiVeg™ Broth Base)	Low risk	20/12/2012
DCM	MV994	Campylobacter HiVeg™ Agar Base	Low risk	20/12/2012
DCM	M1240	Campylobacter Nitrate Broth	Low risk	20/12/2012
DCM	MV1240	Campylobacter Nitrate HiVeg™ Broth	Low risk	20/12/2012
DCM	M1602	Candida Agar	Low risk	20/12/2012
DCM	M355	Candida BCG Agar Base	Low risk	20/12/2012
DCM	MV355	Candida BCG HiVeg™ Agar Base	Low risk	20/12/2012
DCM	MV104	Candida HiVeg™ Medium	Low risk	20/12/2012
DCM	M104	Candida Medium	Low risk	20/12/2012
DCM	M202	Cary - Blair Medium Base (Transport Medium w/o Charcoal)	Low risk	20/12/2012
DCM	M202A	Cary Blair Medium, Liquid w/o charcoal	Low risk	25/08/2016
DCM	M794	Casitose Agar w/ 2.5% Agar	Low risk	20/12/2012
DCM	M200	Casitose Broth	Low risk	20/12/2012
DCM	M910	Casitose Yeast Extract Broth (CAYE)	Low risk	20/12/2012
DCM	MV910	Casitose Yeast Extract HiVeg™ Broth (CAYE)	Low risk	20/12/2012
DCM	M201	Casman Agar Base	Low risk	20/12/2012
DCM	M766	Casman Broth Base	Low risk	20/12/2012
DCM	MV201	Casman HiVeg™ Agar Base	Low risk	20/12/2012
DCM	MV766	Casman HiVeg™ Broth Base	Low risk	20/12/2012
DCM	MH024	Cetrimide Agar	Low risk	22/04/2019
DCM	M024	Cetrimide Agar Base	Low risk	20/12/2012
DCM	M1742	Cetrimide Agar Base (w 1.3% Agar)	Low risk	20/12/2012
DCM	M862	Cetrimide Broth	Low risk	20/12/2012
DCM	MCD024	Cetrimide HiCynth™ Agar Base	Low risk	12/08/2015
DCM	MV024	Cetrimide HiVeg™ Agar Base	Low risk	20/12/2012
DCM	MV862	Cetrimide HiVeg™ Broth	Low risk	20/12/2012
DCM	M344	Charcoal Agar Base	Low risk	10/11/2020
DCM	MV344	Charcoal Agar Base, HiVeg™	Low risk	10/11/2020
DCM	M1053	Charcoal Agar Base with Niacin	Low risk	16/12/2017
DCM	M646	Charcoal Blood Agar Base	Low risk	10/11/2020
DCM	MV646	Charcoal Blood Agar Base, HiVeg™	Low risk	10/11/2020
DCM	M103	Chocolate Agar Base	Low risk	20/12/2012
DCM	MV103	Chocolate HiVeg™ Agar Base	Low risk	20/12/2012
DCM	M1548	Chocolate No. 2 Agar Base	Low risk	20/12/2012
DCM	MV1548	Chocolate No. 2 HiVeg™ Agar Base	Low risk	20/12/2012
DCM	MV558	Cholera HiVeg™ Medium Base	Low risk	20/12/2012
DCM	M558	Cholera Medium Base	Low risk	20/12/2012
DCM	M143	Christensen Citrate Agar	Low risk	20/12/2012
DCM	M1820	Chrysoidin Agar with MUG	Low risk	16/12/2017

DCM	M497	Clostridial Agar	Low risk	20/12/2012
DCM	MV497	Clostridial HiVeg™ Agar	Low risk	20/12/2012
DCM	M836	Clostridium Difficile Agar Base	Low risk	20/12/2012
DCM	MV836	Clostridium Difficile HiVeg™ Agar Base	Low risk	20/12/2012
DCM	M1976	Clostridium difficile Mannitol Taurocholate Broth base (CCMB -TAL Broth)	Low risk	20/12/2012
DCM	M272	Coagulase Mannitol Agar Base	Low risk	20/12/2012
DCM	M277	Coagulase Mannitol Broth Base	Low risk	20/12/2012
DCM	MV272	Coagulase Mannitol HiVeg™ Agar Base	Low risk	20/12/2012
DCM	MV277	Coagulase Mannitol HiVeg™ Broth Base	Low risk	20/12/2012
DCM	M1826	Coliform Broth w/SLS	Low risk	22/04/2019
DCM	MV1826	Coliform HiVeg Broth w/ SLS	Low risk	22/04/2019
DCM	MH144	Columbia Agar	Low risk	22/04/2019
DCM	M144M	Columbia Agar	Low risk	22/04/2019
DCM	M144PM	Columbia Blood Agar Base	Low risk	22/04/2019
DCM	M144R	Columbia Blood Agar Base	Low risk	25/08/2016
DCM	M144	Columbia Blood Agar Base	Low risk	20/12/2012
DCM	M144A	Columbia Blood Agar Base w/ 1% Agar	Low risk	20/12/2012
DCM	MV144A	Columbia Blood Agar Base w/ 1% Agar, HiVeg™	Low risk	20/12/2012
DCM	M1133	Columbia Blood Agar Base w/ Hemin	Low risk	20/12/2012
DCM	MV144	Columbia Blood Agar Base, HiVeg™	Low risk	20/12/2012
DCM	MCD144	Columbia Blood HiCynth™ Agar Base	Low risk	12/08/2015
DCM	MCD144A	Columbia Blood HiCynth™ Agar Base w/1% Agar	Low risk	12/08/2015
DCM	M145	Columbia Broth Base	Low risk	20/12/2012
DCM	MV145	Columbia Broth Base, HiVeg™	Low risk	20/12/2012
DCM	M560	Columbia C.N.A. Agar Base	Low risk	20/12/2012
DCM	M560A	Columbia C.N.A. Agar Base w/ 1% Agar	Low risk	20/12/2012
DCM	MV560	Columbia C.N.A. HiVeg™ Agar Base	Low risk	20/12/2012
DCM	MV560A	Columbia C.N.A. HiVeg™ Agar Base w/ 1% Agar	Low risk	20/12/2012
DCM	MCD145	Columbia HiCynth™ Broth	Low risk	12/08/2015
DCM	M2103	Congo Red Magnesium Oxalate (CR-MOX) Agar	Low risk	22/04/2019
DCM	M730	Conn's Agar	Low risk	20/12/2012
DCM	M149	Cooked M Medium (R.C .Medium)	Low risk	16/12/2017
DCM	M1040	Cooked M Medium w/ Glucose, Hemin & Vitamin K	Low risk	16/12/2017
DCM	MV731	Corn Meal HiVeg™ Peptone Yeast Agar	Low risk	20/12/2012
DCM	M731	Corn Meal Peptone Yeast Agar	Low risk	20/12/2012
DCM	M897	Crystal Violet Lactose Agar	Low risk	10/11/2020
DCM	MV897	Crystal Violet Lactose HiVeg™ Agar	Low risk	10/11/2020
DCM	M1892	CTAS Agar Base (Carnobacterium Selective Agar Base)	Low risk	20/12/2012
DCM	M172	Cystine H Agar Base	Low risk	20/12/2012

DCM	MV172	Cystine HiVeg™ Agar Base	Low risk	20/12/2012
DCM	M881	Cystine Tellurite Agar Base	Low risk	20/12/2012
DCM	M160	D.C.L.S. Agar	Low risk	20/12/2012
DCM	M178	D.C.L.S. Agar, Hajna	Low risk	20/12/2012
DCM	MV160	D.C.L.S. HiVeg™ Agar	Low risk	20/12/2012
DCM	MV178	D.C.L.S. HiVeg™ Agar	Low risk	20/12/2012
DCM	M188	D.T.M. Agar Base (Dermatophyte Test Agar Base)	Low risk	20/12/2012
DCM	M501	Decarboxylase Agar Base	Low risk	20/12/2012
DCM	M393	Decarboxylase Broth Base, Moeller (Moeller Decarboxylase Broth Base)	Low risk	20/12/2012
DCM	MV501	Decarboxylase HiVeg™ Agar Base	Low risk	20/12/2012
DCM	MV393	Decarboxylase HiVeg™ Broth Base, Moeller (Moeller Decarboxylase HiVeg™ Broth Base)	Low risk	20/12/2012
DCM	M030	Deoxycholate Agar	Low risk	20/12/2012
DCM	MV030	Deoxycholate Agar, HiVeg™	Low risk	20/12/2012
DCM	M065	Deoxycholate Citrate Agar	Low risk	20/12/2012
DCM	M1639	Deoxycholate Citrate Agar w/1.5% Agar	Low risk	20/12/2012
DCM	M222	Deoxycholate Citrate Agar w/o Sucrose	Low risk	20/12/2012
DCM	MV065	Deoxycholate Citrate Agar, HiVeg™	Low risk	20/12/2012
DCM	MCD065	Deoxycholate Citrate HiCynth™ Agar	Low risk	12/08/2015
DCM	M084	Dextrose Agar	Low risk	20/12/2012
DCM	M286	Dextrose Agar Base, Emmons (Sabouraud Dextrose Agar Base, Modified)	Low risk	20/12/2012
DCM	MV084	Dextrose HiVeg™ Agar	Low risk	20/12/2012
DCM	MV286	Dextrose HiVeg™ Agar Base, Emmons (Sabouraud Dextrose HiVeg™ AgarBase, Modified)	Low risk	20/12/2012
DCM	M734	Dextrose Proteose Peptone Agar Base	Low risk	20/12/2012
DCM	MV734	Dextrose Proteose Peptone HiVeg™ Agar Base	Low risk	20/12/2012
DCM	M502	Diagnostic Sensitivity Test Agar (D.S.T. Agar)	Low risk	20/12/2012
DCM	M111	Diagnostic Stuart's Urea Broth Base (Urea Broth Base)	Low risk	20/12/2012
DCM	MV191	Diagnostic Thioglycollate HiVeg™ Medium (Thioglycollate HiVeg™ Medium w/o Indicator)	Low risk	20/12/2012
DCM	M191	Diagnostic Thioglycollate Medium (Thioglycollate Medium w/o Indicator)	Low risk	20/12/2012
DCM	M1129	Dichloran Glycerol Medium Base	Low risk	22/04/2019
DCM	M1049	Differential Agar for Group D Streptococci	Low risk	10/11/2020
DCM	M814	Differential Buffered Charcoal Yeast Extract Agar Base	Low risk	20/12/2012
DCM	M1603	Differential Reinforced Clostridial Agar	Low risk	10/11/2020
DCM	M915	Dihydrolase Broth Base	Low risk	20/12/2012
DCM	MV915	Dihydrolase HiVeg™ Broth Base	Low risk	20/12/2012
DCM	MM1276	Dilute Sautans Medium (Twin Pack)	Low risk	20/12/2012
DCM	M882	Diphtheria Virulence Agar Base	Low risk	25/08/2016
DCM	M882R	Diphtheria Virulence Agar Base Modified	Low risk	25/08/2016

DCM	MV882	Diphtheria Virulence HiVeg™ Agar Base	Low risk	25/08/2016
DCM	M1984	Dixon's Agar	Low risk	20/12/2012
DCM	M1419	DNase Test Agar w/ Methyl Green	Low risk	10/11/2020
DCM	M057	Double Sugar Agar, Russell (Russell Double Sugar Agar)	Low risk	20/12/2012
DCM	MV057	Double Sugar HiVeg™ Agar (Russell Double Sugar HiVeg™ Agar)	Low risk	20/12/2012
DCM	M916	Doyle's Enrichment Broth Base	Low risk	20/12/2012
DCM	MV916	Doyle's Enrichment HiVeg™ Broth Base	Low risk	20/12/2012
DCM	M1378	Drigalski Lactose Agar, Modified	Low risk	20/12/2012
DCM	M1761	Drigalski Lactose Selective Agar	Low risk	20/12/2012
DCM	M659	Drigalski Litmus Lactose Agar	Low risk	20/12/2012
DCM	MV659	Drigalski Litmus Lactose HiVeg™ Agar	Low risk	20/12/2012
DCM	M5349	DTP Medium	Low risk	30/10/2018
DCM	M067	Dubos Broth Base	Low risk	20/12/2012
DCM	MV067	Dubos HiVeg™ Broth Base	Low risk	20/12/2012
DCM	M179	Dubos Oleic Agar Base	Low risk	20/12/2012
DCM	M839	Dubos Oleic Broth Base	Low risk	20/12/2012
DCM	MV179	Dubos Oleic HiVeg™ Agar Base	Low risk	20/12/2012
DCM	MV839	Dubos Oleic HiVeg™ Broth Base	Low risk	20/12/2012
DCM	M1536	Dulcitol Selenite Broth (Selenite-F Broth w/ Dulcitol) (Twin Pack)	Low risk	20/12/2012
DCM	M854	E.T. Medium	Low risk	20/12/2012
DCM	M1768	EC Blue Broth	Low risk	20/12/2012
DCM	MV1768	EC Blue HiVeg™ Broth	Low risk	20/12/2012
DCM	M127	EC Broth	Low risk	20/12/2012
DCM	M1271	EC Broth	Low risk	20/12/2012
DCM	MV127	EC HiVeg™ Broth	Low risk	20/12/2012
DCM	M748	Edward's Medium Base, Modified	Low risk	20/12/2012
DCM	MV748	Edward's Medium HiVeg™ Base, Modified	Low risk	20/12/2012
DCM	M294	Edwards and Bruner Semisolid Medium	Low risk	20/12/2012
DCM	M808	Egg Yolk Agar Base	Low risk	20/12/2012
DCM	MV808	Egg Yolk Agar Base, HiVeg™	Low risk	20/12/2012
DCM	M1043	Egg Yolk Agar Base, Modified	Low risk	20/12/2012
DCM	M086	Eijkman Lactose Broth	Low risk	20/12/2012
DCM	MV086	Eijkman Lactose HiVeg™ Broth	Low risk	20/12/2012
DCM	M368	Elliker Broth (Lactobacilli Broth)	Low risk	10/11/2020
DCM	MV368	Elliker HiVeg™ Broth (Lactobacilli HiVeg™ Broth)	Low risk	10/11/2020
DCM	M317	EMB Agar	Low risk	20/12/2012
DCM	M301	EMB Agar Base	Low risk	20/12/2012
DCM	M022	EMB Agar, Levine	Low risk	20/12/2012
DCM	M022S	EMB Agar, Levine	Low risk	20/12/2012
DCM	M503	EMB Broth	Low risk	20/12/2012

DCM	MV317	EMB HiVeg™ Agar	Low risk	20/12/2012
DCM	MV022	EMB HiVeg™ Agar, Levine	Low risk	20/12/2012
DCM	MV503	EMB HiVeg™ Broth	Low risk	20/12/2012
DCM	M325	Emerson Agar	Low risk	20/12/2012
DCM	MV325	Emerson HiVeg™ Agar	Low risk	20/12/2012
DCM	M773	Emerson YSS Agar	Low risk	20/12/2012
DCM	M029	Endo Agar	Low risk	20/12/2012
DCM	M1077	Endo Agar Base	Low risk	20/12/2012
DCM	M1258	Endo Agar w/ NaCl	Low risk	20/12/2012
DCM	M1075	Endo Agar, Modified	Low risk	20/12/2012
DCM	M029R	Endo Agar, Special	Low risk	25/08/2016
DCM	MCD029	Endo HiCynth™ Agar	Low risk	12/08/2015
DCM	MV029	Endo HiVeg™ Agar	Low risk	20/12/2012
DCM	MV1077	Endo HiVeg™ Agar Base	Low risk	20/12/2012
DCM	MV1258	Endo HiVeg™ Agar w/ NaCl	Low risk	20/12/2012
DCM	MV1075	Endo HiVeg™ Agar, Modified	Low risk	20/12/2012
DCM	M738	Enriched Thioglycollate Broth	Low risk	20/12/2012
DCM	MV738	Enriched Thioglycollate HiVeg™ Broth	Low risk	20/12/2012
DCM	MV077	Entamoeba HiVeg™ Medium	Low risk	20/12/2012
DCM	M077	Entamoeba Medium	Low risk	20/12/2012
DCM	M1662	Enteric Fermentation Base	Low risk	20/12/2012
DCM	MH287	Enterobacteria Enrichment Broth, Mossel	Low risk	22/04/2019
DCM	M426	Ethyl Violet Azide Broth (E.V.A. Broth)	Low risk	20/12/2012
DCM	M426S	Ethyl Violet Azide Broth (E.V.A. Broth)	Low risk	20/12/2012
DCM	M1397	Ethyl Violet Azide Dextrose Agar	Low risk	20/12/2012
DCM	MV426	Ethyl Violet Azide HiVeg™ Broth (E.V.A. HiVeg™ Broth)	Low risk	20/12/2012
DCM	M428	Eugonic Agar	Low risk	20/12/2012
DCM	M429	Eugonic Broth	Low risk	20/12/2012
DCM	MV428	Eugonic HiVeg™ Agar	Low risk	20/12/2012
DCM	MV429	Eugonic HiVeg™ Broth	Low risk	20/12/2012
DCM	M1517	Eugonic LT 100 Broth Base w/o Tween 80	Low risk	20/12/2012
DCM	M1517Z	Eugonic LT 100 Broth Base w/o Tween 80	Low risk	17/06/2021
DCM	M811	Feeley Gorman Agar (F.G. Agar)	Low risk	20/12/2012
DCM	M812	Feeley Gorman Broth (F.G. Broth)	Low risk	20/12/2012
DCM	MV811	Feeley Gorman HiVeg™ Agar (F.G. HiVeg™ Agar)	Low risk	20/12/2012
DCM	MV812	Feeley Gorman HiVeg™ Broth (F.G. HiVeg™ Broth)	Low risk	20/12/2012
DCM	M827	Fermentation Medium for Staphylococcus and Micrococcus	Low risk	20/12/2012
DCM	MV919	Fermentation HiVeg™ Medium Base for C. perfringens	Low risk	20/12/2012
DCM	MV825	Fermentation HiVeg™ Medium for Neisseriae	Low risk	20/12/2012
DCM	MV827	Fermentation HiVeg™ Medium for Staphylococcus and Micrococcus	Low risk	20/12/2012



DCM	M919	Fermentation Medium Base for <i>C. perfringens</i>	Low risk	20/12/2012
DCM	M825	Fermentation Medium for <i>Neisseriae</i>	Low risk	20/12/2012
DCM	M1028	Field's Tryptic Digest Broth (Tryptic Digest Broth)	Low risk	20/12/2012
DCM	MV1028	Field's Tryptic digest Broth, HiVeg™ (Tryptic Digest Broth, HiVeg™)	Low risk	20/12/2012
DCM	MV239	Fletcher <i>Leptospira</i> HiVeg™ Medium Base ( <i>Leptospira</i> HiVeg™ MediumBase, Fletcher)	Low risk	20/12/2012
DCM	M239	Fletcher <i>Leptospira</i> Medium Base ( <i>Leptospira</i> Medium Base, Fletcher)	Low risk	20/12/2012
DCM	M1209	Fluconazole Testing Medium (Twin Pack)	Low risk	20/12/2012
DCM	MV013	Fluid Sabouraud HiVeg™ Medium (Sabouraud Medium, Fluid, HiVeg™)	Low risk	20/12/2012
DCM	M013	Fluid Sabouraud Medium (Sabouraud Medium, Fluid)	Low risk	20/12/2012
DCM	M1533I	Fluid Selenite Cystine Broth (Twin Pack)	Low risk	20/12/2012
DCM	MV025	Fluid Selenite Cystine HiVeg™ Medium (Selenite Cystine HiVeg™ Broth) (Twin Pack)	Low risk	20/12/2012
DCM	M025	Fluid Selenite Cystine Medium (Selenite Cystine Broth) (Twin Pack)	Low risk	20/12/2012
DCM	MM025	Fluid Selenite Cystine Medium (Twin Pack)	Low risk	20/12/2012
DCM	MU025	Fluid Selenite Cystine Medium (Twin Pack)	Low risk	20/12/2012
DCM	MCD032	Fluid Tetrathionate HiCynth™ Medium w/o Iodine and BG	Low risk	25/08/2016
DCM	MV032	Fluid Tetrathionate HiVeg™ Medium w/o Iodine and BG (Tetrathionate HiVeg™ Broth Base w/o Iodine & BG)	Low risk	20/12/2012
DCM	M032	Fluid Tetrathionate Medium w/o Iodine and BG (Tetrathionate Broth Base w/o Iodine and BG)	Low risk	20/12/2012
DCM	MV009	Fluid Thioglycollate HiVeg™ Medium	Low risk	22/04/2019
DCM	M009	Fluid Thioglycollate medium (Thioglycollate medium Fluid)	Low risk	22/04/2019
DCM	M543	Folic Acid Casei Medium	Low risk	20/12/2012
DCM	M2014	Folic Acid Casei Medium, Modified	Low risk	25/08/2016
DCM	M1050	Frey <i>Mycoplasma</i> Broth Base	Low risk	20/12/2012
DCM	M475	Fungobiotic Agar ( <i>Mycobio</i> Agar)	Low risk	10/11/2020
DCM	M476	Garrod <i>Actinomyces</i> Medium	Low risk	10/11/2020
DCM	M1073	GBS Medium Base	Low risk	28/04/2017
DCM	M434	GC Agar Base	Low risk	25/08/2016
DCM	MV434	GC HiVeg™ Agar Base	Low risk	04/07/2018
DCM	M5397	Gifu Anaerobic Broth w/o starch & dextrose	Low risk	22/04/2019
DCM	M2079	Gifu Anaerobic Broth, Modified (GAM)	Low risk	04/07/2018
DCM	M1746	Glucose Agar	Low risk	10/11/2020
DCM	M435	Glucose Citrate Broth Base	Low risk	20/12/2012
DCM	M433	Glucose Cysteine Agar Base w/ Thiamine	Low risk	20/12/2012
DCM	MV433	Glucose Cysteine HiVeg™ Agar Base w/ Thiamine	Low risk	20/12/2012
DCM	M070	Glucose Phosphate Broth (Buffered Glucose Broth)	Low risk	20/12/2012
DCM	MV070	Glucose Phosphate HiVeg™ Broth (Buffered Glucose HiVeg™ Broth)	Low risk	20/12/2012
DCM	M621	Glucose Salt Teepol Broth (Twin Pack)	Low risk	20/12/2012

DCM	MV621	Glucose Salt Teepol HiVeg™ Broth (Twin Pack)	Low risk	20/12/2012
DCM	M1935	Glycerol Mannitol Acetamide Cetrimide Agar	Low risk	20/12/2012
DCM	M242	GN Broth, Hajna	Low risk	20/12/2012
DCM	MV242	GN HiVeg™ Broth	Low risk	20/12/2012
DCM	M1888	Group A Streptococci Selective Agar (BETA-SSA Agar)	Low risk	20/12/2012
DCM	M1607	Gum Listeria Medium	Low risk	20/12/2012
DCM	M243	H Broth	Low risk	20/12/2012
DCM	MV116	H.S. Vaccine HiVeg™ Medium (Standard Nutrient HiVeg™ Broth)	Low risk	20/12/2012
DCM	M116	H.S. Vaccine Medium (Standard Nutrient Broth)	Low risk	20/12/2012
DCM	M1259	Haemophilus Test Agar Base	Low risk	20/12/2012
DCM	M551	Hartley's Digest Broth	Low risk	20/12/2012
DCM	MV551	Hartley's Digest HiVeg™ Broth	Low risk	20/12/2012
DCM	M467	Hektoen Enteric Agar	Low risk	20/12/2012
DCM	MU467	Hektoen Enteric Agar Medium	Low risk	20/12/2012
DCM	MCD467	Hektoen Enteric HiCynth™ Agar	Low risk	12/08/2015
DCM	MV467	Hektoen Enteric HiVeg™ Agar	Low risk	20/12/2012
DCM	M5390	Helicobacter Pylori Selective Agar	Low risk	30/10/2018
DCM	M1158	Hemorrhagic Coli (HC) Agar	Low risk	20/12/2012
DCM	M169	HI Agar	Low risk	20/12/2012
DCM	MV169	HI Agar, HiVeg™	Low risk	20/12/2012
DCM	M170	HI Broth	Low risk	20/12/2012
DCM	MV170	HI Broth, HiVeg™	Low risk	20/12/2012
DCM	M1938	HiCrome™ Acinetobacter Agar Base	Low risk	20/12/2012
DCM	M1651	HiCrome™ Bacillus Agar	Low risk	25/08/2016
DCM	MCD1651	HiCrome™ Bacillus HiCynth™ Agar	Low risk	25/08/2016
DCM	M1960	HiCrome™ Bifidobacterium Agar	Low risk	20/12/2012
DCM	M1456AR	HiCrome™ Candida Differential Agar, Modified	Low risk	25/08/2016
DCM	MCD1297A	HiCrome™ Candida Differential HiCynth™ Agar	Low risk	12/08/2015
DCM	M1832	HiCrome Coliform Agar Modified	Low risk	22/04/2019
DCM	MV1300	HiCrome Coliform HiVeg Agar w/ SLS	Low risk	22/04/2019
DCM	MV1295	HiCrome E. coli HiVeg™ Agar	Low risk	22/04/2019
DCM	MV1293	HiCrome ECC HiVeg™ Agar	Low risk	22/04/2019
DCM	MV1294	HiCrome ECC Selective HiVeg Agar Base	Low risk	22/04/2019
DCM	M1598	HiCrome Enrichment Broth Base for EC O157:H7	Low risk	22/04/2019
DCM	M1577	HiCrome™ Enterobacter sakazakii Agar	Low risk	22/04/2019
DCM	M1641	HiCrome Enterobacter sakazakii Agar, Modified	Low risk	22/04/2019
DCM	MV1577	HiCrome Enterobacter sakazakii HiVeg™ Agar	Low risk	22/04/2019
DCM	MV1641	HiCrome Enterobacter sakazakii HiVeg™ Agar, Modified	Low risk	22/04/2019
DCM	M1580	HiCrome™ Enterococcus faecium Agar Base	Low risk	25/08/2016
DCM	MCD1466	HiCrome™ Improved Salmonella HiCynth™ Agar	Low risk	12/08/2015

DCM	M1569	HiCrome M-Lauryl Sulphate Agar	Low risk	22/04/2019
DCM	M1862	HiCrome M-Modified ECO157:H7 Selective Agar Base	Low risk	22/04/2019
DCM	M1571	HiCrome M-TEC Agar	Low risk	22/04/2019
DCM	M1713	HiCrome M-TEC Broth	Low risk	22/04/2019
DCM	M1985	HiCrome™ Malassezia Agar	Low risk	20/12/2012
DCM	M1953R	HiCrome™ MeReSa Agar Base (Modified)	Low risk	25/08/2016
DCM	M1953	HiCrome™ MeReSa Agar Base (Modified)	Low risk	25/08/2016
DCM	M2010	HiCrome™ Mueller Hinton Agar	Low risk	25/08/2016
DCM	M1974	HiCrome™ Rapid MRSA Agar Base	Low risk	20/12/2012
DCM	M1842	HiCrome Selective Salmonella Agar Base	Low risk	22/04/2019
DCM	M1353R	HiCrome™ UTI Agar	Low risk	25/08/2016
DCM	MCD1353	HiCrome™ UTI HiCynth™™ Agar	Low risk	12/08/2015
DCM	MV1353R	HiCrome™ UTI HiVeg™ Agar	Low risk	25/08/2016
DCM	MV1682	HiCrome Vibrio HiVeg™ Agar	Low risk	22/04/2019
DCM	M2114	HiCrome™ C.auris (MDR) Selective Agar Base	Low risk	10/11/2020
DCM	M2020	HiCrome™ Campylobacter Agar Base	Low risk	16/12/2017
DCM	M1297A	HiCrome™ Candida Differential Agar	Low risk	20/12/2012
DCM	M1297AR	HiCrome™ Candida Differential Agar Base	Low risk	20/12/2012
DCM	M1456A	HiCrome™ Candida Differential Agar Base, Modified	Low risk	20/12/2012
DCM	MV1297A	HiCrome™ Candida Differential HiVeg™ Agar	Low risk	20/12/2012
DCM	MV1456A	HiCrome™ Candida Differential HiVeg™ Agar Base, Modified	Low risk	20/12/2012
DCM	M2099	HiCrome™ CarbaResist Agar Base	Low risk	22/04/2019
DCM	M1991I	HiCrome™ Chromogenic Coliform Agar (CCA)	Low risk	22/04/2019
DCM	M2026	HiCrome™ Clostridial Agar Base	Low risk	25/08/2016
DCM	M1300	HiCrome™ Coliform Agar w/ SLS	Low risk	22/04/2019
DCM	MCD1300	HiCrome™ Coliform HiCynth™ Agar w/ SLS	Low risk	10/11/2020
DCM	M2094	HiCrome™ Colistin Resistant Agar Base	Low risk	30/10/2018
DCM	M2062I	HiCrome™ Cronobacter Isolation Agar (CCI Agar)	Low risk	10/11/2020
DCM	M1295	HiCrome™ E. coli Agar	Low risk	22/04/2019
DCM	M1295I	HiCrome™ E. coli Agar	Low risk	22/04/2019
DCM	MCD1295	HiCrome™ E.coli HiCynth™ Agar	Low risk	22/04/2019
DCM	MCD1580	HiCrome™ E.faecium HiCynth™ Agar Base	Low risk	25/08/2016
DCM	M1575A	HiCrome™ EC O157 : H7 Selective Agar Base, Modified	Low risk	10/11/2020
DCM	MV1575A	HiCrome™ EC O157 : H7 Selective HiVeg™ Agar Base, Modified	Low risk	10/11/2020
DCM	MCD1575A	HiCrome™ EC O157:H7 HiCynth™ Agar Base, Modified	Low risk	10/11/2020
DCM	M1574A	HiCrome™ EC O157:H7 Agar,Modified	Low risk	22/04/2019
DCM	M1293	HiCrome™ ECC Agar	Low risk	22/04/2019
DCM	M1294	HiCrome™ ECC Selective Agar Base	Low risk	22/04/2019
DCM	M2056	HiCrome™ ECC Selective Agar Base, Modified	Low risk	22/04/2019
DCM	M1488	HiCrome™ ECD Agar w/ MUG	Low risk	10/11/2020

DCM	MV1488	HiCrome™ ECD HiVeg™ Agar w/ MUG	Low risk	10/11/2020
DCM	MCD1598	HiCrome™ Enrichment HiCynth™ Broth Base for ECO157:H7	Low risk	10/11/2020
DCM	MCD1641	HiCrome™ Enterobacter sakazakii HiCynth™ Agar, Modified (HiCrome™ Cronobacter sakazakii HiCynth™ Agar, Modified)	Low risk	10/11/2020
DCM	M1376	HiCrome™ Enterococci Broth	Low risk	10/11/2020
DCM	MCD1376	HiCrome™ Enterococci HiCynth™ Broth	Low risk	10/11/2020
DCM	MV1376	HiCrome™ Enterococci HiVeg™ Broth	Low risk	10/11/2020
DCM	MV1580	HiCrome™ Enterococcus faecium HiVeg™ Agar Base	Low risk	10/11/2020
DCM	M1829	HiCrome™ ESBL Agar Base	Low risk	20/12/2012
DCM	M2128	HiCrome™ Haemophilus Agar Base	Low risk	17/06/2021
DCM	M1466	HiCrome™ Improved Salmonella Agar	Low risk	20/12/2012
DCM	MV1466	HiCrome™ Improved Salmonella HiVeg™ Agar	Low risk	20/12/2012
DCM	M1573	HiCrome™ Klebsiella Selective Agar Base	Low risk	10/11/2020
DCM	MV1573	HiCrome™ Klebsiella Selective HiVeg™ Agar Base	Low risk	10/11/2020
DCM	M1831	HiCrome™ KPC Agar Base	Low risk	20/12/2012
DCM	M2009	HiCrome™ L mono differential Agar Base	Low risk	10/11/2020
DCM	M1924	HiCrome™ L.mono Rapid Differential Agar Base	Low risk	10/11/2020
DCM	M2065	HiCrome™ Lactobacillus Selective Agar Base	Low risk	10/11/2020
DCM	M1417F	HiCrome™ Listeria Agar Base	Low risk	10/11/2020
DCM	M1417	HiCrome™ Listeria Agar Base, Modified	Low risk	10/11/2020
DCM	MCD1417	HiCrome™ Listeria HiCynth™ Agar Base, Modified	Low risk	10/11/2020
DCM	M1340	HiCrome™ MacConkey Sorbitol Agar Base	Low risk	20/12/2012
DCM	MCD1340	HiCrome™ MacConkey Sorbitol HiCynth™ Agar	Low risk	25/08/2016
DCM	M2058	HiCrome™ M-Coliconfirm Agar Base	Low risk	10/11/2020
DCM	M2064	HiCrome™ M-Coliconfirm Broth Base	Low risk	22/04/2019
DCM	M1674	HiCrome™ MeReSa Agar Base	Low risk	20/12/2012
DCM	MCD1674	HiCrome™ MeReSa HiCynth™ Agar Base	Low risk	25/08/2016
DCM	MV1674	HiCrome™ MeReSa HiVeg™ Agar Base	Low risk	20/12/2012
DCM	M1393	HiCrome™ MM Agar	Low risk	20/12/2012
DCM	M1816	HiCrome™ MM Agar , Modified	Low risk	04/07/2018
DCM	M1816R	HiCrome™ MM Agar , Modified	Low risk	04/07/2018
DCM	MCD1816	HiCrome™ MM HiCynth™ Agar, Modified (HiCrome™ Miller and Mallinson HiCynth™ Agar)	Low risk	10/11/2020
DCM	MV1393	HiCrome™ MM HiVeg™ Agar	Low risk	20/12/2012
DCM	MCD1571	HiCrome™ M-TEC HiCynth™ Agar	Low risk	10/11/2020
DCM	MCD1713	HiCrome™ M-TEC HiCynth™ Broth	Low risk	10/11/2020
DCM	M2067	HiCrome™ Mueller Hinton Agar (for antifungal)	Low risk	16/12/2017
DCM	M1712	HiCrome™ Nickels and Leesment Medium	Low risk	10/11/2020
DCM	MV1712	HiCrome™ Nickels & Leesment HiVeg™ Agar Base	Low risk	10/11/2020
DCM	MCD1633	HiCrome™ RajHans HiCynth™ Medium (Salmonella HiCynth™ Agar)	Low risk	25/08/2016

DCM	M1633	HiCrome™ RajHans Medium (Salmonella Agar)	Low risk	20/12/2012
DCM	M1634	HiCrome™ RajHans Medium, Modified (Salmonella Agar, Modified)	Low risk	20/12/2012
DCM	M2011	HiCrome™ Rapid ECC Broth	Low risk	22/04/2019
DCM	MCD1974	HiCrome™ Rapid MRSA HiCynth™ Agar Base	Low risk	25/08/2016
DCM	M2116	HiCrome™ Salmoconfirm Selective Agar	Low risk	10/11/2020
DCM	M1296	HiCrome™ Salmonella Agar	Low risk	20/12/2012
DCM	MV1296	HiCrome™ Salmonella HiVeg™ Agar	Low risk	20/12/2012
DCM	MCD1842	HiCrome™ Selective Salmonella HiCynth™ Agar Base	Low risk	10/11/2020
DCM	M1837	HiCrome™ Staph Agar Base, Modified	Low risk	20/12/2012
DCM	M1931	HiCrome™ Staph Selective Agar	Low risk	10/11/2020
DCM	M2092	HiCrome™ STEC Agar Base	Low risk	30/10/2018
DCM	M1840	HiCrome™ Strep B Selective Agar Base	Low risk	04/07/2018
DCM	M1966	HiCrome™ Strep B Selective Agar Base, Modified	Low risk	20/12/2012
DCM	MCD1840	HiCrome™ Strep B Selective HiCynth™ Agar Base	Low risk	04/07/2018
DCM	M1600	HiCrome™ Universal Differential Medium	Low risk	20/12/2012
DCM	MCD1418	HiCrome™ UTI HiCynth™ Agar, Modified	Low risk	25/08/2016
DCM	M1353	HiCrome™ UTI Agar	Low risk	20/12/2012
DCM	M1418	HiCrome™ UTI Agar, Modified	Low risk	20/12/2012
DCM	MV1353	HiCrome™ UTI HiVeg™ Agar	Low risk	20/12/2012
DCM	MV1418	HiCrome™ UTI HiVeg™ Agar, Modified	Low risk	20/12/2012
DCM	M1505	HiCrome™ UTI Selective Agar	Low risk	20/12/2012
DCM	MV1505	HiCrome™ UTI Selective HiVeg™ Agar	Low risk	20/12/2012
DCM	M1682	HiCrome™ Vibrio Agar	Low risk	22/04/2019
DCM	MCD1682	HiCrome™ Vibrio HiCynth™ Agar	Low risk	10/11/2020
DCM	M1830	HiCrome™ VRE Agar Base	Low risk	20/12/2012
DCM	M1925	HiCrome™ VRE Agar Base, Modified	Low risk	20/12/2012
DCM	M2025	HiCrome™ Yersinia Agar Base	Low risk	25/08/2016
DCM	M1951	HiCrome™ M-Coliform Differential Agar Base	Low risk	22/04/2019
DCM	M2048	HiFast™ Listeria Enrichment Broth Base	Low risk	10/11/2020
DCM	M1469	HiFluoro Pseudomonas Agar Base	Low risk	20/12/2012
DCM	MV1469	HiFluoro Pseudomonas HiVeg™ Agar Base	Low risk	20/12/2012
DCM	M2126	HiMRSA™ Confirmation Agar Base	Low risk	18/06/2021
DCM	M1218	High Salt Nutrient Agar	Low risk	20/12/2012
DCM	M1219	High Salt Peptone Yeast Extract Agar	Low risk	20/12/2012
DCM	M1054	Hippurate Hydrolysis Broth	Low risk	20/12/2012
DCM	M485	Hi-Sensitivity Test Agar	Low risk	20/12/2012
DCM	M486	Hi-Sensitivity Test Broth	Low risk	20/12/2012
DCM	MV485	Hi-Sensitivity Test HiVeg™ Agar	Low risk	20/12/2012
DCM	MV486	Hi-Sensitivity Test HiVeg™ Broth	Low risk	20/12/2012

DCM	M485A	HiSitest Agar	Low risk	20/12/2012
DCM	MV806	HiVeg™ Extract Agar	Low risk	20/12/2012
DCM	MV807	HiVeg™ Extract Broth	Low risk	20/12/2012
DCM	MV028	HiVeg™ Peptone Water	Low risk	20/12/2012
DCM	M806	HM Peptone B Agar	Low risk	20/12/2012
DCM	M807	HM Peptone B Broth	Low risk	20/12/2012
DCM	M924	Horie Arabinose Ethyl Violet Broth	Low risk	20/12/2012
DCM	M5385	Horse Blood agar	Low risk	30/10/2018
DCM	M1425	Hottinger Broth	Low risk	20/12/2012
DCM	MV015	Hoyle HiVeg™ Medium Base	Low risk	20/12/2012
DCM	M015	Hoyle Medium Base	Low risk	20/12/2012
DCM	MV871	Hugh Leifson Glucose HiVeg™ Medium	Low risk	20/12/2012
DCM	M871	Hugh Leifson Glucose Medium	Low risk	20/12/2012
DCM	MV826	Hugh Leifson HiVeg™ Medium	Low risk	20/12/2012
DCM	M826	Hugh Leifson Medium	Low risk	20/12/2012
DCM	M826S	Hugh Leifson Medium	Low risk	20/12/2012
DCM	MV364	Indole Nitrate HiVeg™ Medium (Tryptone Nitrate HiVeg™ Medium)	Low risk	20/12/2012
DCM	M364	Indole Nitrate Medium (Tryptone Nitrate Medium)	Low risk	20/12/2012
DCM	M574	Inositol Brilliant Green Bile Agar (Plesiomonas Differential Agar)	Low risk	20/12/2012
DCM	MV574	Inositol Brilliant Green HiVeg™ Agar (Plesiomonas Differential HiVeg™ Agar)	Low risk	20/12/2012
DCM	M1222	Karmali Campylobacter Agar Base	Low risk	10/11/2020
DCM	M248	KF Streptococcal Agar Base	Low risk	22/04/2019
DCM	M249	KF Streptococcal Broth Base	Low risk	20/12/2012
DCM	MV248	KF Streptococcal HiVeg Agar Base	Low risk	22/04/2019
DCM	MV249	KF Streptococcal HiVeg™ Broth Base	Low risk	20/12/2012
DCM	M1007	KF Streptococcus Agar Base w/ BCP	Low risk	20/12/2012
DCM	M1021	KF Streptococcus Broth Base w/ BCP	Low risk	20/12/2012
DCM	MV1021	KF Streptococcus HiVeg™ Broth Base w/ BCP	Low risk	20/12/2012
DCM	M1232	Kimmig Fungi Agar Base	Low risk	20/12/2012
DCM	MV1232	Kimmig Fungi HiVeg™ Agar Base	Low risk	20/12/2012
DCM	M1543	King's Medium A Base	Low risk	20/12/2012
DCM	M1235	King's OF Medium Base	Low risk	20/12/2012
DCM	MV1235	Kings OF Medium Base, HiVeg™	Low risk	20/12/2012
DCM	M2040	Kirchner Medium Base	Low risk	28/04/2017
DCM	M161	Kirchner Medium Base, Modified	Low risk	20/12/2012
DCM	M078	Kligler Iron Agar	Low risk	20/12/2012
DCM	M078I	Kligler Iron Agar	Low risk	20/12/2012
DCM	M078A	Kligler Iron Agar, Modified	Low risk	20/12/2012
DCM	MCD078	Kligler Iron HiCynth™ Agar	Low risk	12/08/2015

DCM	MV078	Kligler Iron HiVeg™ Agar	Low risk	20/12/2012
DCM	MV142	Kohn Two Tube HiVeg™ Medium No.1 Base	Low risk	20/12/2012
DCM	MV802	Kohn Two Tube HiVeg™ Medium No.2	Low risk	20/12/2012
DCM	M142	Kohn Two Tube Medium No.1 Base	Low risk	20/12/2012
DCM	M802	Kohn Two Tube Medium No.2	Low risk	20/12/2012
DCM	M069	Koser Citrate Medium	Low risk	20/12/2012
DCM	MV171	Kracke Blood Culture HiVeg™ Medium	Low risk	20/12/2012
DCM	M171	Kracke Blood Culture Medium	Low risk	20/12/2012
DCM	M305	Kupferberg Trichomonas Broth Base (Trichomonas Broth Base, Kupferberg)	Low risk	20/12/2012
DCM	MV305	Kupferberg Trichomonas HiVeg™ Broth Base (Trichomonas HiVeg™ Broth Base, Kupferberg)	Low risk	20/12/2012
DCM	M928	L Broth	Low risk	20/12/2012
DCM	M1312	L Broth, Modified	Low risk	20/12/2012
DCM	M162R	L J Medium Base, Modified (Lowenstein Jensen Medium Base, Modified)	Low risk	25/08/2016
DCM	M1552	L. mono Confirmatory Agar Base	Low risk	20/12/2012
DCM	MV1552	L. mono Confirmatory HiVeg™ Agar Base	Low risk	20/12/2012
DCM	M742	L.D. Agar	Low risk	20/12/2012
DCM	M744	L.D. Egg Yolk Agar Base	Low risk	20/12/2012
DCM	M743	L.D. Esculin Agar	Low risk	20/12/2012
DCM	MV743	L.D. Esculin HiVeg™ Agar	Low risk	20/12/2012
DCM	MV742	L.D. HiVeg™ Agar	Low risk	20/12/2012
DCM	M1540	L.mono Differential Agar Base	Low risk	22/04/2019
DCM	M1540I	HiCrome™ Listeria Ottaviani-Agosti Agar Base	Low risk	10/11/2020
DCM	M1540IR	L.mono Differential Agar Base	Low risk	10/11/2020
DCM	MCD1540	L.mono Differential HiCynth™ Agar Base	Low risk	22/04/2019
DCM	MV1540	L.mono Differential HiVeg™ Agar Base	Low risk	22/04/2019
DCM	M926	Lactic Streak Agar (Reddy's Differential Agar, Modified)	Low risk	20/12/2012
DCM	MV926	Lactic Streak HiVeg™ Agar	Low risk	20/12/2012
DCM	MV368	Lactobacilli HiVeg™ Broth (Elliker HiVeg™ Broth)	Low risk	20/12/2012
DCM	M927	Lactobacillus Bulgaricus Agar Base	Low risk	20/12/2012
DCM	MV927	Lactobacillus Bulgaricus HiVeg™ Agar Base	Low risk	20/12/2012
DCM	M641	Lactobacillus MRS Agar (MRS Agar)	Low risk	20/12/2012
DCM	M641I	Lactobacillus MRS Agar (MRS Agar)	Low risk	20/12/2012
DCM	M369	Lactobacillus MRS Broth (MRS Broth)	Low risk	20/12/2012
DCM	MV641	Lactobacillus MRS HiVeg™ Agar (MRS HiVeg™ Agar)	Low risk	20/12/2012
DCM	MV369	Lactobacillus MRS HiVeg™ Broth (MRS HiVeg™ Broth)	Low risk	20/12/2012
DCM	M1165	Lactobacillus Selection Bile Agar Base (LBS Bile Agar)	Low risk	20/12/2012
DCM	M1081	Lactose Blue Agar (B.T.B. Lactose Agar, Modified)	Low risk	20/12/2012
DCM	MV1081	Lactose Blue HiVeg™ Agar (B.T.B. Lactose HiVeg™ Agar, Modified)	Low risk	20/12/2012

DCM	M1003	Lactose Broth	Low risk	22/04/2019
DCM	MV1003	Lactose HiVeg™ Broth	Low risk	22/04/2019
DCM	M1047	Lactose Lecithin Agar	Low risk	04/07/2018
DCM	M080	Lauryl Sulphate Broth (Lauryl Tryptose Broth)	Low risk	22/04/2019
DCM	MV080	Lauryl SulphateHiVeg™ Broth (Lauryl Tryptose HiVeg™ Broth)	Low risk	22/04/2019
DCM	M180	Lead Acetate Agar	Low risk	10/11/2020
DCM	M1839	Leeds Acinetobacter Agar Base	Low risk	20/12/2012
DCM	M1938R	Leeds Acinetobacter Agar Base (HiCrome™ Acinetobacter Agar Base)	Low risk	25/08/2016
DCM	M1845	Legionella Agar Base w/o Charcoal	Low risk	10/11/2020
DCM	M1380	Leifson Agar	Low risk	20/12/2012
DCM	MV1380	Leifson HiVeg™ Agar	Low risk	20/12/2012
DCM	M1138	Leifson's Deoxycholate Agar, Modified	Low risk	20/12/2012
DCM	MV1138	Leifson's Deoxycholate HiVeg™ Agar, Modified	Low risk	20/12/2012
DCM	MV239	Leptospira HiVeg™ Medium Base, Fletcher (Fletcher Leptospira HiVeg™ Medium Base)	Low risk	20/12/2012
DCM	MV457	Leptospira HiVeg™ Medium Base, Korthof, Modified	Low risk	20/12/2012
DCM	M1009	Leptospira Medium Base	Low risk	20/12/2012
DCM	M239	Leptospira Medium Base, Fletcher (Fletcher Leptospira Medium Base)	Low risk	20/12/2012
DCM	M457	Leptospira Medium Base, Korthof, Modified	Low risk	20/12/2012
DCM	MV472	Levinthal's HiVeg™ Medium Base	Low risk	20/12/2012
DCM	M472	Levinthal's Medium Base	Low risk	20/12/2012
DCM	M374	LI Agar	Low risk	20/12/2012
DCM	MV374	LI Agar, HiVeg™	Low risk	20/12/2012
DCM	M153	LI Broth	Low risk	20/12/2012
DCM	MV153	LI Broth, HiVeg™	Low risk	20/12/2012
DCM	M627	Lipovitellin Salt Mannitol Agar Base	Low risk	20/12/2012
DCM	M817	Liquoid Broth	Low risk	20/12/2012
DCM	MV817	Liquoid HiVeg™ Broth	Low risk	20/12/2012
DCM	M569	Listeria Enrichment Broth (Twin Pack)	Low risk	20/12/2012
DCM	MV569	Listeria Enrichment HiVeg™ Broth (Twin Pack)	Low risk	20/12/2012
DCM	MV890A	Listeria Enrichment HiVeg™ Medium Base (UVM)	Low risk	20/12/2012
DCM	M890A	Listeria Enrichment Medium Base (UVM)	Low risk	20/12/2012
DCM	M1064	Listeria Identification Agar Base (PALCAM)	Low risk	22/04/2019
DCM	M1090	Listeria Identification Broth Base (PALCAM)	Low risk	22/04/2019
DCM	MV1064	Listeria Identification HiVeg Agar Base (PALCAM)	Low risk	22/04/2019
DCM	MV1090	Listeria Identification HiVeg Broth Base (PALCAM)	Low risk	22/04/2019
DCM	MCD1145	Listeria Oxford HiCynth™ Medium Base	Low risk	25/08/2016
DCM	MV1145	Listeria Oxford HiVeg™ Medium Base	Low risk	20/12/2012
DCM	M1145R	Listeria Oxford Medium Base	Low risk	25/08/2016



DCM	M1145	Listeria Oxford Medium Base	Low risk	20/12/2012
DCM	M1781	Listeria Oxford Medium Base, Modified	Low risk	20/12/2012
DCM	M567	Listeria Selective Agar (Twin Pack)	Low risk	20/12/2012
DCM	M1474	Listeria Selective Agar Base	Low risk	20/12/2012
DCM	M889	Listeria Selective Broth Base	Low risk	20/12/2012
DCM	M1865	Listeria Selective Enrichment Broth	Low risk	22/04/2019
DCM	MV567	Listeria Selective HiVeg™ Agar (Twin Pack)	Low risk	20/12/2012
DCM	MV889	Listeria Selective HiVeg™ Broth Base	Low risk	20/12/2012
DCM	M507	Litmus Lactose Bile Salt Agar (LLBSA)	Low risk	10/11/2020
DCM	MV507	Litmus Lactose HiVeg™ Agar	Low risk	10/11/2020
DCM	M373	Littman Bile Agar Base	Low risk	20/12/2012
DCM	M663	Littman Bile Broth Base	Low risk	20/12/2012
DCM	MV373	Littman HiVeg™ Agar Base	Low risk	20/12/2012
DCM	MV663	Littman HiVeg™ Broth Base	Low risk	20/12/2012
DCM	M1001	LM Agar	Low risk	20/12/2012
DCM	M1934	LM Agar, Modified	Low risk	20/12/2012
DCM	MV537	Loeffler HiVeg™ Medium Base	Low risk	20/12/2012
DCM	M537	Loeffler Medium Base	Low risk	20/12/2012
DCM	M1189	Loeffler Serum Medium Base	Low risk	20/12/2012
DCM	MM162	Lowenstein - Jensen Medium (L.J. Medium) (Twin Pack)	Low risk	20/12/2012
DCM	M162R	Lowenstein Jensen Medium Base, Modified (L J Medium Base, Modified)	Low risk	25/08/2016
DCM	M162	Lowenstein Jensen Medium Base (L.J. Medium)	Low risk	20/12/2012
DCM	M1542	Lowenstein Jensen Medium Base w/o Starch	Low risk	20/12/2012
DCM	M2032	Lowenstein Jensen Medium Base, Modified	Low risk	25/08/2016
DCM	M176	LV Agar (Liver Veal Agar)	Low risk	10/11/2020
DCM	M1977	Lysine Indole Motility Medium, Modified	Low risk	10/11/2020
DCM	MH081	MacConkey Agar	Low risk	22/04/2019
DCM	M1024	MacConkey Agar Base	Low risk	20/12/2012
DCM	M1819	MacConkey Agar II w/o CV	Low risk	20/12/2012
DCM	M008E	MacConkey Agar Medium	Low risk	20/12/2012
DCM	M081	MacConkey Agar w/ 0.15% Bile Salts, CV and NaCl	Low risk	20/12/2012
DCM	M061	MacConkey Agar w/ Bromo Thymol Blue	Low risk	20/12/2012
DCM	M1582	MacConkey Agar w/ CV and w/o NaCl	Low risk	20/12/2012
DCM	M081A	MacConkey Agar w/ CV, NaCl, and 0.15% Bile Salts	Low risk	20/12/2012
DCM	M008	MacConkey Agar w/o CV w/ 0.15% Bile Salts	Low risk	20/12/2012
DCM	M082A	MacConkey Agar w/o CV, NaCl w/ 0.5% Bile Salts	Low risk	20/12/2012
DCM	M082	MacConkey Agar w/o CV, NaCl w/ 0.5% Sodium Taurocholate	Low risk	20/12/2012
DCM	M008A	MacConkey Agar w/o CV, w/ 0.5% Bile Salts	Low risk	20/12/2012
DCM	M008B	MacConkey Agar w/o CV, w/ 1.2% Agar	Low risk	20/12/2012

DCM	M1785	MacConkey Agar w/o CV, w/0.5% Sodium Taurocholate	Low risk	20/12/2012
DCM	M1702	MacConkey Agar, RS	Low risk	20/12/2012
DCM	MH083	MacConkey Broth	Low risk	22/04/2019
DCM	M083	MacConkey Broth Purple w/BCP	Low risk	22/04/2019
DCM	MCD081	MacConkey HiCynth™ Agar w/ 0.15% Bile Salts	Low risk	25/08/2016
DCM	MCD082	MacConkey HiCynth™ Agar w/o CV, NaCl	Low risk	25/08/2016
DCM	MV1024	MacConkey HiVeg™ Agar Base	Low risk	20/12/2012
DCM	MV061	MacConkey HiVeg™ Agar w/ Bromo Thymol Blue	Low risk	20/12/2012
DCM	MV081	MacConkey HiVeg™ Agar w/ CV, NaCl, 0.003% NR and 1.5% Agar	Low risk	20/12/2012
DCM	MV081A	MacConkey HiVeg™ Agar w/ CV, NaCl, 0.005% NR and 1.5% Agar	Low risk	20/12/2012
DCM	MV082	MacConkey HiVeg™ Agar w/o CV and NaCl, w/ 0.004% NR and 2.0% Agar	Low risk	20/12/2012
DCM	MV082A	MacConkey HiVeg™ Agar w/o CV and NaCl, w/ 0.0075% NR and 1.2% Agar	Low risk	20/12/2012
DCM	MV008B	MacConkey HiVeg™ Agar w/o CV, w/ 0.003% NR and 1.2% Agar	Low risk	20/12/2012
DCM	MV008	MacConkey HiVeg™ Agar w/o CV, w/ 0.003% NR and 1.5% Agar	Low risk	20/12/2012
DCM	MV008A	MacConkey HiVeg™ Agar w/o CV, w/ 0.0075% NR and 1.2% Agar	Low risk	20/12/2012
DCM	MV083	MacConkey HiVeg™ Broth Purple w/ BCP	Low risk	22/04/2019
DCM	M298	MacConkey Sorbitol Agar (Sorbitol Agar)	Low risk	20/12/2012
DCM	M298I	MacConkey Sorbitol Agar Base	Low risk	20/12/2012
DCM	M1727R	MacConkey Sorbitol Agar Base (w/ Rhamnose)	Low risk	25/08/2016
DCM	M1727	MacConkey Sorbitol Agar Base w/ Rhamnose	Low risk	20/12/2012
DCM	MCD298	MacConkey Sorbitol HiCynth™ Agar ( Sorbitol HiCynth™ Agar)	Low risk	28/04/2017
DCM	MV298	MacConkey Sorbitol HiVeg™ Agar (Sorbitol HiVeg™ Agar)	Low risk	20/12/2012
DCM	M2074	MacConkey Sorbitol Rhamnose Selective Agar Base	Low risk	16/12/2017
DCM	M382	Malonate Broth	Low risk	25/08/2016
DCM	M137	Malt Extract Agar Base (w/ Mycological Peptone)	Low risk	20/12/2012
DCM	M995	Malt Extract Agar Base, Modified as per Thom and Church	Low risk	20/12/2012
DCM	M255	Malt Extract Broth Base	Low risk	20/12/2012
DCM	M1128	Malt Extract Broth, Modified as per Thom and Church	Low risk	20/12/2012
DCM	MV137	Malt Extract HiVeg™ Agar Base	Low risk	20/12/2012
DCM	MV995	Malt Extract HiVeg™ Agar Base, Modified	Low risk	20/12/2012
DCM	MV255	Malt Extract HiVeg™ Broth Base	Low risk	20/12/2012
DCM	M1967	Malt Yeast Agar	Low risk	20/12/2012
DCM	M1624	Mannitol Agar w/Prilion	Low risk	20/12/2012
DCM	M1071	Mannitol Lysine Agar	Low risk	20/12/2012
DCM	MCD1071	Mannitol Lysine HiCynth™ Agar	Low risk	25/08/2016
DCM	M1320	Mannitol Motility Nitrate Medium	Low risk	20/12/2012
DCM	MV770	Mannitol Motility Test HiVeg™ Medium	Low risk	20/12/2012
DCM	M770	Mannitol Motility Test Medium	Low risk	20/12/2012
DCM	MH118	Mannitol Salt Agar	Low risk	22/04/2019

DCM	M118	Mannitol Salt Agar Base	Low risk	20/12/2012
DCM	M383	Mannitol Salt Broth	Low risk	20/12/2012
DCM	MCD118	Mannitol Salt HiCynth™ Agar Base	Low risk	12/08/2015
DCM	MV118	Mannitol Salt HiVeg™ Agar Base	Low risk	20/12/2012
DCM	MV383	Mannitol Salt HiVeg™ Broth	Low risk	20/12/2012
DCM	M1534	Mannitol Selenite Broth (Selenite Mannitol Broth) (Twin Pack)	Low risk	20/12/2012
DCM	M1537	Mannitol Selenite Broth w/Brilliant Green (Twin Pack)	Low risk	04/07/2018
DCM	MV379	Marine Oxidation Fermentation HiVeg™ Medium	Low risk	20/12/2012
DCM	M379	Marine Oxidation Fermentation Medium	Low risk	20/12/2012
DCM	M2085	Martin Lewis Agar Base	Low risk	22/04/2019
DCM	M1030	Maximum Recovery Diluent	Low risk	22/04/2019
DCM	MV1030	Maximum Recovery Diluent HiVeg™	Low risk	22/04/2019
DCM	M386	McBride Listeria Agar Base	Low risk	20/12/2012
DCM	MV386	McBride Listeria HiVeg™ Agar Base	Low risk	20/12/2012
DCM	M1354	M-CP Agar Base	Low risk	10/11/2020
DCM	MV1354	M-CP HiVeg™ Agar Base	Low risk	10/11/2020
DCM	M1426	M-E.coli Broth	Low risk	22/04/2019
DCM	M1594	MeReSa Agar Base	Low risk	20/12/2012
DCM	M1974R	MeReSa Agar Base (HiCrome™ Rapid MRSA Agar)	Low risk	25/08/2016
DCM	M1812	M-FC Basal Medium	Low risk	10/11/2020
DCM	M199	Middlebrook 7H10 Agar Base	Low risk	20/12/2012
DCM	M196	Middlebrook 7H10 Agar Base, Special	Low risk	20/12/2012
DCM	M511	Middlebrook 7H11 Agar Base	Low risk	20/12/2012
DCM	M511A	Middlebrook 7H11 Agar Base w/o Malachite Green	Low risk	20/12/2012
DCM	MV511	Middlebrook 7H11 HiVeg™ Agar Base	Low risk	20/12/2012
DCM	M197	Middlebrook 7H9 Agar Base	Low risk	20/12/2012
DCM	M198	Middlebrook 7H9 Broth Base	Low risk	20/12/2012
DCM	M259	Mitis Salivarius Agar Base	Low risk	20/12/2012
DCM	MV259	Mitis Salivarius HiVeg™ Agar Base	Low risk	20/12/2012
DCM	M5319	Modified B.Q. Vaccine Medium	Low risk	28/04/2017
DCM	M1150	Modified Bile Esculin Azide Agar	Low risk	20/12/2012
DCM	M892	Modified Buffered Charcoal Agar Base	Low risk	20/12/2012
DCM	MV892	Modified Buffered Charcoal HiVeg™ Agar Base	Low risk	20/12/2012
DCM	M1660	Modified Cary-Blair Medium	Low risk	20/12/2012
DCM	MV460	Modified CPLM HiVeg™ Medium Base (Trichomonas Modified CPLM HiVeg™ Medium Base)	Low risk	20/12/2012
DCM	M460	Modified CPLM Medium Base (Trichomonas Modified CPLM Medium Base)	Low risk	20/12/2012
DCM	M1170	Modified Czapek Dox Agar	Low risk	20/12/2012
DCM	M1285	Modified EC Broth Base	Low risk	20/12/2012
DCM	M1445	Modified Lactobacillus Agar	Low risk	20/12/2012

DCM	M1643	Modified Lauryl Sulphate Tryptose Broth Base	Low risk	20/12/2012
DCM	M1457R	Modified Listeria Lecithinase Agar Base	Low risk	25/08/2016
DCM	M1897	Modified Listeria Oxford Agar Base	Low risk	25/11/2017
DCM	M891	Modified McBride Listeria Agar Base	Low risk	20/12/2012
DCM	MV891	Modified McBride Listeria HiVeg™™ Agar Base	Low risk	20/12/2012
DCM	M1139	Modified MYP Agar Base	Low risk	20/12/2012
DCM	MV1139	Modified MYP HiVeg™™ Agar Base	Low risk	20/12/2012
DCM	M1606	Modified Protease Agar	Low risk	20/12/2012
DCM	M1681	Modified Sabourauds Chloramphenicol Agar	Low risk	20/12/2012
DCM	M1068	Modified Salt Broth	Low risk	20/12/2012
DCM	M2049	Modified Shieh Agar (LMG Medium 215)	Low risk	28/04/2017
DCM	M1286I	Modified Soyabean Bile Broth Base	Low risk	22/04/2019
DCM	M795	Modified Thayer Martin Medium Base (w/o Supplement)	Low risk	20/12/2012
DCM	M393	Moeller Decarboxylase Broth Base (Decarboxylase Broth Base, Moeller)	Low risk	25/08/2016
DCM	MCD393	Moeller Decarboxylase HiCynth™™ Broth Bas	Low risk	25/08/2016
DCM	M246	Mold Inhibitory Agar, Ulrich	Low risk	20/12/2012
DCM	M474	Monsur Medium Base	Low risk	20/12/2012
DCM	M1927	MRS Agar w/ Low pH	Low risk	10/11/2020
DCM	M1864	MSM Broth Base	Low risk	20/12/2012
DCM	M173	Mueller Hinton Agar	Low risk	20/12/2012
DCM	M1825	Mueller Hinton Agar 2% Glucose w/ Methylene blue	Low risk	20/12/2012
DCM	M1825R	Mueller Hinton Agar Modified (As per CLSI)	Low risk	25/08/2016
DCM	M1084	Mueller Hinton Agar No. 2	Low risk	20/12/2012
DCM	M5389	Mueller Hinton Agar w/ 2% NaCL	Low risk	30/10/2018
DCM	M391	Mueller Hinton Broth	Low risk	20/12/2012
DCM	M1657	Mueller Hinton Broth No. 2 Control Cations	Low risk	20/12/2012
DCM	MV173	Mueller Hinton HiVeg™™ Agar	Low risk	20/12/2012
DCM	MV1084	Mueller Hinton HiVeg™™ Agar No. 2	Low risk	20/12/2012
DCM	MV391	Mueller Hinton HiVeg™™ Broth	Low risk	20/12/2012
DCM	M1202	Mueller Tellurite Agar Base	Low risk	20/12/2012
DCM	M1373	MUG EC O157 Agar	Low risk	16/12/2017
DCM	M1429	MUG EC O157 Agar, Modified	Low risk	20/12/2012
DCM	M1080	MUG MacConkey Agar	Low risk	20/12/2012
DCM	MV1080	MUG MacConkey HiVeg™™ Agar	Low risk	20/12/2012
DCM	M1205	MUG Sorbitol Agar	Low risk	20/12/2012
DCM	M977	Mutans-Sanguis Agar	Low risk	20/12/2012
DCM	M094	Mycological Agar	Low risk	20/12/2012
DCM	M095	Mycological Agar w/ Low pH	Low risk	20/12/2012
DCM	M1422	Mycological Agar, Modified	Low risk	20/12/2012

DCM	M264	Mycological Broth	Low risk	20/12/2012
DCM	M265	Mycological Broth w/ Low pH	Low risk	20/12/2012
DCM	M266	Mycoplasma Agar Base (PPLO Agar Base)	Low risk	20/12/2012
DCM	M268	Mycoplasma Broth Base w/ CV (PPLO Broth Base w/ CV)	Low risk	20/12/2012
DCM	M267	Mycoplasma Broth Base w/o CV (PPLO Broth Base w/o CV)	Low risk	20/12/2012
DCM	M1498	Mycoplasma Cultivation Broth Base	Low risk	20/12/2012
DCM	MV266	Mycoplasma HiVeg™ Agar Base (PPLO HiVeg™ Agar Base)	Low risk	20/12/2012
DCM	MV268	Mycoplasma HiVeg™ Broth Base w/ CV (PPLO HiVeg™ Broth Base w/ CV)	Low risk	20/12/2012
DCM	MV267	Mycoplasma HiVeg™ Broth Base w/o CV (PPLO HiVeg™ Broth Base w/o CV)	Low risk	20/12/2012
DCM	MV624	Mycoplasma Synoviae HiVeg™ Medium Base	Low risk	20/12/2012
DCM	M624	Mycoplasma Synoviae Medium Base	Low risk	20/12/2012
DCM	M1374	Mycoplasma Urogenital Broth Base (Urogenital Mycoplasma Broth Base )	Low risk	20/12/2012
DCM	M636	MYP Agar Base (Phenol Red Egg Yolk Polymyxin Agar Base)	Low risk	20/12/2012
DCM	MCD636	MYP HiCynth™ Agar Base (Phenol Red Egg Yolk Polymyxin HiCynth™ Agar Base)	Low risk	28/04/2017
DCM	MV636	MYP HiVeg™ Agar Base (Phenol Red Polymyxin HiVeg™ Agar Base)	Low risk	20/12/2012
DCM	MV217	Nickerson HiVeg™ Medium (Bi.G.G.Y. HiVeg™ Agar)	Low risk	20/12/2012
DCM	M217	Nickerson Medium (Bi.G.G.Y. Agar)	Low risk	20/12/2012
DCM	M072	Nitrate Agar	Low risk	10/11/2020
DCM	MV072	Nitrate HiVeg™ Agar	Low risk	10/11/2020
DCM	M681	NNN Modified Medium (Twin Pack)	Low risk	10/11/2020
DCM	M001	Nutrient Agar	Low risk	20/12/2012
DCM	M001A	Nutrient Agar	Low risk	20/12/2012
DCM	M087	Nutrient Agar 1.5%	Low risk	20/12/2012
DCM	M1269	Nutrient Agar No.2	Low risk	20/12/2012
DCM	M012	Nutrient Agar w/ 1% Peptone	Low risk	20/12/2012
DCM	M561	Nutrient Agar, pH 6.8	Low risk	20/12/2012
DCM	M002	Nutrient Broth	Low risk	20/12/2012
DCM	M1362	Nutrient Broth No. 2	Low risk	20/12/2012
DCM	M1902	Nutrient Broth No.3	Low risk	20/12/2012
DCM	M060	Nutrient Gelatin	Low risk	20/12/2012
DCM	MCD001	Nutrient HiCynth™ Agar	Low risk	12/08/2015
DCM	MCD002	Nutrient HiCynth™ Broth	Low risk	12/08/2015
DCM	MV001	Nutrient HiVeg™ Agar	Low risk	20/12/2012
DCM	MV087	Nutrient HiVeg™ Agar 1.5%	Low risk	20/12/2012
DCM	MV1269	Nutrient HiVeg™ Agar No.2	Low risk	20/12/2012
DCM	MV012	Nutrient HiVeg™ Agar w/ 1% HiVeg™ Peptone	Low risk	20/12/2012
DCM	MV561	Nutrient HiVeg™ Agar, pH 6.8	Low risk	20/12/2012

DCM	MV002	Nutrient HiVeg™ Broth	Low risk	20/12/2012
DCM	M1348	NYC Agar Base	Low risk	20/12/2012
DCM	MCD395	OF Basal HiCynth™ Medium	Low risk	25/08/2016
DCM	MV395	OF Basal HiVeg™ Medium	Low risk	20/12/2012
DCM	M395	OF Basal Medium	Low risk	20/12/2012
DCM	M1811	OFBBL Agar Base (Oxidation Fermentation Polymyxin Bacitracin Lactose Agar Base)	Low risk	20/12/2012
DCM	M1930	ONPG BROTH	Low risk	20/12/2012
DCM	M933	Orange Serum Agar	Low risk	22/04/2019
DCM	MV933	Orange SerumHiVeg™ Agar	Low risk	22/04/2019
DCM	M1454	Oxacillin Resistance Screening Agar Base	Low risk	20/12/2012
DCM	M1390	Pagano Levin Base	Low risk	20/12/2012
DCM	M867	Peizer TB Medium Base	Low risk	20/12/2012
DCM	M1207	Pepted M Broth	Low risk	20/12/2012
DCM	M028	Peptone Water	Low risk	20/12/2012
DCM	MCD837	Perfringens HiCynth™ Agar Base (T.S.C/S.F.P HiCynth™ Agar Base)	Low risk	28/04/2017
DCM	MV837	Perfringens HiVeg™ Agar Base (T.S.C/S.F.P HiCynth™ Agar Base)	Low risk	28/04/2017
DCM	M269A	Phenylethanol Agar Base	Low risk	20/12/2012
DCM	M269	Phenylethyl Alcohol Agar Base	Low risk	20/12/2012
DCM	MV269	Phenylethyl Alcohol HiVeg™ Agar Base	Low risk	20/12/2012
DCM	M540	Phenylethyl Blood Agar Base (Anaerobic)	Low risk	20/12/2012
DCM	M1866	Phosphate Buffered Saline (PBS) pH 7.4	Low risk	22/04/2019
DCM	M519	Pike Streptococcal Broth Base	Low risk	20/12/2012
DCM	MV519	Pike Streptococcal HiVeg™ Broth Base	Low risk	20/12/2012
DCM	M282	PKU Test Agar Base	Low risk	20/12/2012
DCM	M398	PKU Test Agar w/ Thienylalanine	Low risk	20/12/2012
DCM	M091	Plate Count Agar (Standard Methods Agar)	Low risk	28/04/2017
DCM	MCD091	Plate Count HiCynth™ Agar (Standard Methods HiCynth™ Agar)	Low risk	28/04/2017
DCM	MV091	Plate Count HiVeg™ Agar (Standard Methods HiVeg™ Agar)	Low risk	28/04/2017
DCM	M574	Plesiomonas Differential Agar (Inositol Brilliant Green Bile Agar)	Low risk	20/12/2012
DCM	MV574	Plesiomonas Differential HiVeg™ Agar (Inositol Brilliant Green HiVeg™ Agar)	Low risk	20/12/2012
DCM	M1446	PLET Agar Base	Low risk	20/12/2012
DCM	M1451	PLET Agar Base, Modified	Low risk	20/12/2012
DCM	M835	PNY Medium	Low risk	20/12/2012
DCM	MH096	Potato Dextrose Agar	Low risk	22/04/2019
DCM	M096	Potato Dextrose Agar	Low risk	22/04/2019
DCM	M5391	PPLO Agar Base	Low risk	30/10/2018
DCM	M1586	PPLO Modified Broth Base w/o CV	Low risk	20/12/2012

DCM	M899	Preston Enrichment Broth Base (Campylobacter Enrichment Broth Base)	Low risk	20/12/2012
DCM	MV899	Preston Enrichment HiVeg™ Broth Base (Campylobacter Enrichment HiVeg™ Broth Base)	Low risk	20/12/2012
DCM	M956	Propionibacter Isolation Agar Base	Low risk	20/12/2012
DCM	M1697	Proskauer Beck medium	Low risk	20/12/2012
DCM	M085	Pseudomonas Agar Base	Low risk	22/04/2019
DCM	MV085	Pseudomonas HiVeg Agar Base	Low risk	22/04/2019
DCM	M406	Pseudomonas Isolation Agar Base	Low risk	20/12/2012
DCM	MCD406	Pseudomonas Isolation HiCynth™ Agar	Low risk	25/08/2016
DCM	MV406	Pseudomonas Isolation HiVeg™ Agar Base	Low risk	20/12/2012
DCM	M1489	PYR Agar	Low risk	10/11/2020
DCM	M1743	R2A Agar, Modified	Low risk	22/04/2019
DCM	MV1078	RajHans HiVeg™ Medium (Salmonella Differential HiVeg™ Agar) (Twin Pack)	Low risk	20/12/2012
DCM	M1078	RajHans Medium (Salmonella Differential Agar) (Twin Pack)	Low risk	20/12/2012
DCM	M1453A	Rapid HiColiform Broth w/Tryptophan	Low risk	22/04/2019
DCM	MCD1465	Rapid HiColiform HiCynth™ Agar	Low risk	10/11/2020
DCM	M1465	Rapid HiColiform™ Agar	Low risk	10/11/2020
DCM	MV1465	Rapid HiColiform™ HiVeg™ Agar	Low risk	10/11/2020
DCM	MCD1491	Rappaport Vassiliadis HiCynth™ Broth	Low risk	12/08/2015
DCM	M1530	Rappaport Vassiliadis R10 Medium	Low risk	20/12/2012
DCM	MH1491	Rappaport Vassiliadis Salmonella Enrichment Broth	Low risk	22/04/2019
DCM	M1491	Rappaport Vassiliadis Soya Broth (RVS Broth)	Low risk	20/12/2012
DCM	M1448	Rappaport Vassiliadis Soyabean Meal Broth (RVSM)	Low risk	20/12/2012
DCM	MH443	Reinforced Medium for Clostridia	Low risk	22/04/2019
DCM	M1626	Reuter's Sorbic Acid Agar Base	Low risk	20/12/2012
DCM	M459	Robinson Medium for Entamoeba (Twin Pack)	Low risk	20/12/2012
DCM	M149	Robinson's Cooked M Medium (R.C. Medium)	Low risk	16/12/2017
DCM	M1899	Rogosa Agar, Modified	Low risk	20/12/2012
DCM	M130	Rogosa SL Agar	Low risk	20/12/2012
DCM	M958	Rogosa SL Agar w/ 0.15% Bile	Low risk	20/12/2012
DCM	M407	Rogosa SL Broth	Low risk	20/12/2012
DCM	MCD130	Rogosa SL HiCynth™ Agar	Low risk	28/04/2017
DCM	MV130	Rogosa SL HiVeg™ Agar	Low risk	20/12/2012
DCM	MV407	Rogosa SL HiVeg™ Broth	Low risk	20/12/2012
DCM	M842	Rose Bengal Agar Base	Low risk	20/12/2012
DCM	M640	Rose Bengal Chloramphenicol Agar	Low risk	22/04/2019
DCM	MV640	Rose Bengal Chloramphenicol HiVeg™ Agar	Low risk	22/04/2019
DCM	M1972	RPMI 1640 Agar w/ MOPS & 2% Glucose w/o Sodium Bicarbonate (Twin Pack)	Low risk	20/12/2012
DCM	MV576	RS HiVeg Medium Base	Low risk	22/04/2019

DCM	M576	RS Medium Base	Low risk	22/04/2019
DCM	M409	SABHI Agar Base	Low risk	20/12/2012
DCM	MV409	SABHI HiVeg™ Agar Base	Low risk	20/12/2012
DCM	M1744	Sabouraud Agar Glucose 4%	Low risk	20/12/2012
DCM	M1067	Sabouraud Chloramphenicol Agar	Low risk	20/12/2012
DCM	MV1067	Sabouraud Chloramphenicol HiVeg™ Agar	Low risk	20/12/2012
DCM	M664	Sabouraud Cycloheximide Chloramphenicol Agar	Low risk	20/12/2012
DCM	MV664	Sabouraud Cycloheximide Chloramphenicol HiVeg™ Agar	Low risk	20/12/2012
DCM	MH063	Sabouraud Dextrose Agar	Low risk	22/04/2019
DCM	M063	Sabouraud Dextrose Agar	Low risk	20/12/2012
DCM	M286	Sabouraud Dextrose Agar Base, Modified (Dextrose Agar Base, Emmons)	Low risk	20/12/2012
DCM	MH033	Sabouraud Dextrose Broth	Low risk	22/04/2019
DCM	M033	Sabouraud Dextrose Broth (Sabouraud Liquid Medium)	Low risk	20/12/2012
DCM	MCD063	Sabouraud Dextrose HiCynth™ Agar	Low risk	12/08/2015
DCM	MCD033	Sabouraud Dextrose HiCynth™ Broth	Low risk	12/08/2015
DCM	MV063	Sabouraud Dextrose HiVeg™ Agar	Low risk	20/12/2012
DCM	MV286	Sabouraud Dextrose HiVeg™ Agar Base, Modified (Dextrose HiVeg™ Agar Base, Emmons)	Low risk	20/12/2012
DCM	MV033	Sabouraud Dextrose HiVeg™ Broth (Sabouraud Liquid HiVeg™ Medium)	Low risk	20/12/2012
DCM	M1313	Sabouraud Dextrose Maltose Agar	Low risk	20/12/2012
DCM	M1460	Sabouraud Dextrose Maltose Broth	Low risk	20/12/2012
DCM	MV1313	Sabouraud Dextrose Maltose HiVeg™ Agar	Low risk	20/12/2012
DCM	MCD013	Sabouraud Fluid HiCynth™ Medium	Low risk	12/08/2015
DCM	M1472	Sabouraud Glucose Agar Base w/ Antibiotics	Low risk	20/12/2012
DCM	M062	Sabouraud Maltose Agar	Low risk	20/12/2012
DCM	M064	Sabouraud Maltose Broth	Low risk	20/12/2012
DCM	MV062	Sabouraud Maltose HiVeg™ Agar	Low risk	20/12/2012
DCM	MV064	Sabouraud Maltose HiVeg™ Broth	Low risk	20/12/2012
DCM	M844	Saccharose Broth	Low risk	20/12/2012
DCM	M1619	Sakazakii DHL Agar	Low risk	20/12/2012
DCM	M942	Saline Agar	Low risk	20/12/2012
DCM	M1778	Saline Lysine Decarboxylase Medium	Low risk	20/12/2012
DCM	M1633	Salmonella Agar (HiCrome™ RajHans Medium)	Low risk	20/12/2012
DCM	M1634	Salmonella Agar, Modified (HiCrome™ RajHans Medium, Modified)	Low risk	20/12/2012
DCM	M573	Salmonella Agar, ONOZ	Low risk	20/12/2012
DCM	M1078	Salmonella Differential Agar (Twin Pack) (RajHans Medium)	Low risk	20/12/2012
DCM	M1082	Salmonella Differential Agar, Modified (Twin Pack)	Low risk	20/12/2012
DCM	MCD1078	Salmonella Differential HiCynth™ Agar (Twin Pack)	Low risk	25/08/2016



DCM	MV1078	Salmonella Differential HiVeg™ Agar (RajHans HiVeg™ Medium) (Twin Pack)	Low risk	20/12/2012
DCM	MV1082	Salmonella Differential HiVeg™ Agar, Modified (Twin Pack)	Low risk	20/12/2012
DCM	MV573	Salmonella HiVeg™ Agar, ONOZ	Low risk	20/12/2012
DCM	M1767	Salt Agar, Modified	Low risk	20/12/2012
DCM	M1290	Salt Broth, Modified	Low risk	20/12/2012
DCM	M155	Salt M Broth	Low risk	20/12/2012
DCM	M821	Salt Polymyxin Broth Base	Low risk	20/12/2012
DCM	MV821	Salt Polymyxin HiVeg™ Broth Base	Low risk	20/12/2012
DCM	M1276	Sauton's Fluid Medium Base	Low risk	20/12/2012
DCM	M1535	SBG Enrichment Broth (Twin Pack)	Low risk	20/12/2012
DCM	M291	Schaedler Agar	Low risk	20/12/2012
DCM	M292	Schaedler Broth	Low risk	20/12/2012
DCM	MV291	Schaedler HiVeg™ Agar	Low risk	20/12/2012
DCM	MV292	Schaedler HiVeg™ Broth	Low risk	20/12/2012
DCM	M1882	Selective Broth for MRSA	Low risk	20/12/2012
DCM	M052	Selenite Broth (Selenite F Broth) (Twin Pack)	Low risk	20/12/2012
DCM	M970	Selenite Broth Base w/o Biselenite	Low risk	20/12/2012
DCM	M1079	Selenite Cystine Broth Base w/o Biselenite	Low risk	20/12/2012
DCM	M1536	Selenite F Broth w/ Dulcitol (Dulcitol Selenite Broth) (Twin Pack)	Low risk	20/12/2012
DCM	M1534	Selenite Mannitol Broth (Mannitol Selenite Broth) (Twin Pack)	Low risk	20/12/2012
DCM	M1321	Semisolid LM Medium	Low risk	20/12/2012
DCM	M1282	Semisolid Rappaport Vassiliadis Medium, Modified	Low risk	22/04/2019
DCM	M1998	Semisolid RV Medium w/ 0.9% Agar	Low risk	25/08/2016
DCM	MV296	Sensitivity Test HiVeg™ Medium	Low risk	20/12/2012
DCM	M296	Sensitivity Test Medium	Low risk	20/12/2012
DCM	M1301	Sheep Blood Agar Base	Low risk	20/12/2012
DCM	M1739	Shepard's Differential Agar Base (A7 Agar Base)	Low risk	20/12/2012
DCM	M411	Simmons Agar Base	Low risk	20/12/2012
DCM	M099	Simmons Citrate Agar	Low risk	20/12/2012
DCM	M099S	Simmons Citrate Agar	Low risk	20/12/2012
DCM	M612A	Slanetz and Bartley Medium w/o TTC	Low risk	10/11/2020
DCM	M5296	SM Tryptone Glucose Glycerin Medium	Low risk	25/11/2017
DCM	M960	Smibert's Semisolid Brucella Medium	Low risk	20/12/2012
DCM	M106	Snyder Test Agar (B.C.G. - Dextrose Agar)	Low risk	20/12/2012
DCM	MV106	Snyder Test HiVeg™ Agar (B.C.G. - Dextrose HiVeg™ Agar)	Low risk	20/12/2012
DCM	M767	Sodium Azide Crystal Violet Blood Agar Base	Low risk	20/12/2012
DCM	M1079B	Sodium Biselenite	Low risk	22/04/2019
DCM	M298	Sorbitol Agar (MacConkey Sorbitol Agar)	Low risk	20/12/2012
DCM	MV298	Sorbitol HiVeg™ Agar (MacConkey Sorbitol HiVeg™ Agar)	Low risk	20/12/2012

DCM	M299	Sorbitol Iron Agar	Low risk	20/12/2012
DCM	MV299	Sorbitol Iron HiVeg™ Agar	Low risk	20/12/2012
DCM	M935	Soya Peptone Yeast Extract Agar	Low risk	20/12/2012
DCM	M1286	Soyabean Bile Broth Base	Low risk	20/12/2012
DCM	M290	Soyabean Casein Digest Agar (Tryptone Soya Agar)	Low risk	22/04/2019
DCM	M109	Soyabean Casein Digest Agar w/ Yeast Extract and Hemin (Tryptone Soya Agar w/ Yeast Extract and Hemin)	Low risk	20/12/2012
DCM	M011	Soyabean Casein Digest Medium (Tryptone Soya Broth)	Low risk	22/04/2019
DCM	M323	Soyabean Casein Digest Medium w/ 0.1% Agar (Tryptone Soya Broth w/ 0.1% Agar)	Low risk	20/12/2012
DCM	M207	Soyabean Casein Digest Medium w/ Yeast Extract and Ferric pyrophosphate	Low risk	20/12/2012
DCM	M322	Soyabean Casein Digest Medium w/o Dextrose (Tryptone SoyaBroth w/o Dextrose)	Low risk	28/04/2017
DCM	MV1286	Soyabean HiVeg™ Broth Base	Low risk	20/12/2012
DCM	MV011	Soyabean HiVeg™ Medium	Low risk	22/04/2019
DCM	MV323	Soyabean HiVeg™ Medium w/ 0.1% Agar (Tryptone Soya HiVeg™ Broth w/ 0.1% Agar)	Low risk	20/12/2012
DCM	MV207	Soyabean HiVeg™ Medium w/ Yeast Extract and Ferric pyrophosphate	Low risk	20/12/2012
DCM	MV290	SoyabeanHiVeg™ Agar	Low risk	22/04/2019
DCM	MH011	Soybean Casein Digest Medium (Casein Soybean Digest Broth)	Low risk	22/04/2019
DCM	MH290	Soybean-Casein Digest Agar (Casein Soyabean Digest Agar)	Low risk	22/04/2019
DCM	M211	Special Infusion Agar (BHI Agar)	Low risk	20/12/2012
DCM	MV211	Special Infusion Agar, HiVeg™ (BHI Agar, HiVeg™)	Low risk	20/12/2012
DCM	M1613	Special YM Medium	Low risk	20/12/2012
DCM	M300	Specimen Preservative Medium Base (SP Hajna)	Low risk	20/12/2012
DCM	M445	Spirit Blue Agar	Low risk	20/12/2012
DCM	MV445	Spirit Blue HiVeg™ Agar	Low risk	20/12/2012
DCM	M412	Spirolate Broth, OMATA	Low risk	20/12/2012
DCM	MV412	Spirolate HiVeg™ Broth, OMATA	Low risk	20/12/2012
DCM	MCD108	SS HiCynth™ Agar (Salmonella Shigella HiCynth™ Agar)	Low risk	12/08/2015
DCM	M108	SS Agar (Salmonella Shigella Agar)	Low risk	20/12/2012
DCM	M108D	SS Agar (Salmonella Shigella Agar)	Low risk	16/12/2017
DCM	M1979R	SS Agar Modified (w/sucrose)	Low risk	25/08/2016
DCM	M1979	SS Agar w/sucrose	Low risk	20/12/2012
DCM	M1032	SS Agar, Modified	Low risk	20/12/2012
DCM	MV108	SS HiVeg™ Agar (Salmonella Shigella HiVeg™ Agar)	Low risk	20/12/2012
DCM	M1959	SS Selective Agar, Improved	Low risk	20/12/2012
DCM	M1703	SSDC agar	Low risk	20/12/2012
DCM	M1608	β-Streptococcus Selective Agar Base	Low risk	20/12/2012
DCM	M675	Staib's Medium (Bird Seed Agar)	Low risk	20/12/2012
DCM	M883	Standard Infusion Agar	Low risk	20/12/2012

DCM	MV883	Standard Infusion Agar, HiVeg™	Low risk	20/12/2012
DCM	M116	Standard Nutrient Broth (H.S. Vaccine Medium)	Low risk	20/12/2012
DCM	MV116	Standard Nutrient HiVeg™ Broth (H.S. Vaccine HiVeg™ Medium)	Low risk	20/12/2012
DCM	M578	Standard Staphylococcus Broth	Low risk	20/12/2012
DCM	MV578	Standard Staphylococcus HiVeg™ Broth	Low risk	20/12/2012
DCM	M156	Staphylococcus Agar No. 110 w/ Azide	Low risk	20/12/2012
DCM	M521	Staphylococcus Agar No.110	Low risk	20/12/2012
DCM	MV521	Staphylococcus HiVeg™ Agar No. 110	Low risk	20/12/2012
DCM	M1965	Stenotrophomonas Selective Agar Base	Low risk	20/12/2012
DCM	M1840R	Streptococcus Agalactiae Selective Agar Base (HiCrome™ Strep B Selective Agar Base)	Low risk	30/10/2018
DCM	M465	Streptococcus Enrichment Broth (SE Broth)	Low risk	20/12/2012
DCM	MV465	Streptococcus Enrichment HiVeg™ Broth (SE HiVeg™ Broth)	Low risk	20/12/2012
DCM	M304	Streptococcus Selection Agar	Low risk	20/12/2012
DCM	M303	Streptococcus Selection Broth	Low risk	20/12/2012
DCM	MV304	Streptococcus Selection HiVeg™ Agar	Low risk	20/12/2012
DCM	MV303	Streptococcus Selection HiVeg™ Broth	Low risk	20/12/2012
DCM	M1735	Stuart Medium w/o Methylene Blue with Charcoal	Low risk	20/12/2012
DCM	M306	Stuart Transport Medium (Transport Medium, Stuart)	Low risk	20/12/2012
DCM	M1131	Stuart Transport Medium w/o Methylene Blue	Low risk	20/12/2012
DCM	M1203	Stuart Transport Medium w/o Sodium Glycerophosphate	Low risk	20/12/2012
DCM	M308	Sulpha Sensitivity Test Agar	Low risk	20/12/2012
DCM	MV837	T.S.C./S.F.P. HiVeg™ Agar Base (Perfringens HiVeg™ Agar Base)	Low risk	20/12/2012
DCM	M100	TB Broth Base	Low risk	20/12/2012
DCM	M034	TB Broth Base w/o Tween 80	Low risk	20/12/2012
DCM	MV100	TB HiVeg™ Broth Base	Low risk	20/12/2012
DCM	MV034	TB HiVeg™ Broth Base w/o Tween 80	Low risk	20/12/2012
DCM	M189	TCBS Agar	Low risk	20/12/2012
DCM	M870	TCBS Agar (Selective)	Low risk	20/12/2012
DCM	M870A	TCBS Agar, Modified	Low risk	20/12/2012
DCM	MCD870	TCBS HiCynth™ Agar (Selective)	Low risk	25/08/2016
DCM	MV189	TCBS HiVeg™ Agar	Low risk	20/12/2012
DCM	MV870	TCBS HiVeg™ Agar (Selective)	Low risk	20/12/2012
DCM	M529	Teepol Broth (Twin Pack)	Low risk	10/11/2020
DCM	MV529	Teepol HiVeg™ Broth (Twin Pack)	Low risk	10/11/2020
DCM	M1260	Tellurite Blood Agar Base	Low risk	20/12/2012
DCM	M448	Tellurite Glycine Agar Base	Low risk	20/12/2012
DCM	M616	Tergitol-7 Agar Base	Low risk	20/12/2012
DCM	M850	Tergitol-7 Agar H	Low risk	20/12/2012
DCM	M851	Tergitol-7 Broth	Low risk	20/12/2012

DCM	MV616	Tergitol-7 HiVeg™ Agar Base	Low risk	20/12/2012
DCM	MV850	Tergitol-7 HiVeg™ Agar H	Low risk	20/12/2012
DCM	MV851	Tergitol-7 HiVeg™ Broth	Low risk	20/12/2012
DCM	M032	Tetrathionate Broth Base (w/o Iodine and BG) (Fluid Tetrathionate Medium w/o Iodine and BG)	Low risk	20/12/2012
DCM	MV032	Tetrathionate HiVeg™ Broth Base (w/o Iodine and BG) (Fluid Tetrathionate HiVeg™ Medium w/o Iodine and BG)	Low risk	20/12/2012
DCM	MV413	Thayer Martin HiVeg™ Medium Base	Low risk	20/12/2012
DCM	M413	Thayer Martin Medium Base	Low risk	20/12/2012
DCM	M610	Thiogel Medium	Low risk	20/12/2012
DCM	M608	Thioglycollate Agar	Low risk	20/12/2012
DCM	M010	Thioglycollate Broth, Alternative ( Alternative Thioglycollate Medium)(NIH Thioglycollate Broth)	Low risk	20/12/2012
DCM	MCD010	Thioglycollate HiCynth™ Broth, Alternative ( Alternative Thioglycollate HiCynth™ Medium)(NIH Thioglycollate HiCynth™ Broth)	Low risk	12/08/2015
DCM	MV608	Thioglycollate HiVeg™ Agar	Low risk	20/12/2012
DCM	MV010	Thioglycollate HiVeg™ Broth, Alternative ( Alternative Thioglycollate HiVeg™ Medium)(NIH HiVeg™ Thioglycollate Broth)	Low risk	20/12/2012
DCM	MV195	Thioglycollate HiVeg™ Medium, Linden (Brewer Thioglycollate HiVeg™ Medium, Modified)	Low risk	20/12/2012
DCM	M979	Thioglycollate Medium w/ Hemin and Vitamin K	Low risk	20/12/2012
DCM	M195	Thioglycollate Medium, Linden (Brewer Thioglycollate Medium, Modified)	Low risk	20/12/2012
DCM	M853	Thiol Broth	Low risk	20/12/2012
DCM	MV853	Thiol HiVeg™ Broth	Low risk	20/12/2012
DCM	MV852	Thiol HiVeg™ Medium	Low risk	20/12/2012
DCM	M852	Thiol Medium	Low risk	20/12/2012
DCM	M314	Tinsdale Agar Base	Low risk	20/12/2012
DCM	MV314	Tinsdale HiVeg™ Agar Base	Low risk	20/12/2012
DCM	M313	Todd Hewitt Broth	Low risk	20/12/2012
DCM	MV313	Todd Hewitt HiVeg™ Broth	Low risk	20/12/2012
DCM	M2127	Todd Hewitt Broth w/colistin & Nalidixic Acid	Low risk	17/06/2021
DCM	M879	Tomato Juice Agar, Special	Low risk	20/12/2012
DCM	MV879	Tomato Juice HiVeg™ Agar, Special	Low risk	20/12/2012
DCM	M1149	Transgrow Medium Base	Low risk	20/12/2012
DCM	M315	Transport Charcoal Medium	Low risk	20/12/2012
DCM	M1487	Transport Liquid Medium	Low risk	20/12/2012
DCM	M306	Transport Medium Stuart (Stuart Transport Medium)	Low risk	20/12/2012
DCM	M202	Transport Medium w/o Charcoal (Cary - Blair Medium Base)	Low risk	20/12/2012
DCM	M684	Transport Medium, Amies w/o Charcoal	Low risk	20/12/2012
DCM	M665	Trichomonas Agar Base	Low risk	20/12/2012
DCM	M1204	Trichomonas Broth Base No. 2	Low risk	20/12/2012

DCM	M305	Trichomonas Broth Base, Kupferberg (Kupferberg Trichomonas Broth Base)	Low risk	20/12/2012
DCM	MV665	Trichomonas HiVeg™ Agar Base	Low risk	20/12/2012
DCM	MV305	Trichomonas HiVeg™ Broth Base, Kupferberg (Kupferberg Trichomonas HiVeg™ Broth Base)	Low risk	20/12/2012
DCM	MV460	Trichomonas Modified CPLM HiVeg™ Medium Base (Modified CPLM HiVeg™ Medium Base)	Low risk	20/12/2012
DCM	M460	Trichomonas Modified CPLM Medium Base (Modified CPLM Medium Base)	Low risk	20/12/2012
DCM	M531	Trichophyton Agar-1	Low risk	20/12/2012
DCM	M532	Trichophyton Agar-2	Low risk	20/12/2012
DCM	M533	Trichophyton Agar-3	Low risk	20/12/2012
DCM	M534	Trichophyton Agar-4	Low risk	20/12/2012
DCM	M535	Trichophyton Agar-5	Low risk	20/12/2012
DCM	M536	Trichophyton Agar-6	Low risk	20/12/2012
DCM	M152	Trichophyton Agar-7	Low risk	20/12/2012
DCM	MV531	Trichophyton HiVeg™ Agar-1	Low risk	20/12/2012
DCM	MV532	Trichophyton HiVeg™ Agar-2	Low risk	20/12/2012
DCM	MV533	Trichophyton HiVeg™ Agar-3	Low risk	20/12/2012
DCM	MV534	Trichophyton HiVeg™ Agar-4	Low risk	20/12/2012
DCM	MV535	Trichophyton HiVeg™ Agar-5	Low risk	20/12/2012
DCM	M021	Triple Sugar Iron Agar	Low risk	22/04/2019
DCM	MV021	Triple Sugar Iron HiVeg™ Agar	Low risk	22/04/2019
DCM	M1028	Tryptic Digest Broth(Field's Tryptic Digest Broth)	Low risk	20/12/2012
DCM	MV1028	Tryptic Digest Broth, HiVeg™ (Field's Tryptic Digest Broth, HiVeg™)	Low risk	20/12/2012
DCM	M1591	Tryptone Bile Glucuronic Agar (TBX Agar)	Low risk	22/04/2019
DCM	M463	Tryptone Broth (Tryptone Water)	Low risk	22/04/2019
DCM	MV364	Tryptone Nitrate HiVeg™ Medium (Indole Nitrate HiVeg™ Medium)	Low risk	20/12/2012
DCM	M364	Tryptone Nitrate Medium (Indole Nitrate Medium)	Low risk	20/12/2012
DCM	M969	Tryptone Peptone Glucose Yeast Extract Broth Base w/o Trypsin	Low risk	20/12/2012
DCM	MV969	Tryptone Peptone Glucose Yeast Extract HiVeg™ Broth Base w/o Trypsin	Low risk	20/12/2012
DCM	M323	Tryptone Soya Broth w/ 0.1% Agar (Soyabean Casein Digest Medium w/ 0.1% Agar)	Low risk	20/12/2012
DCM	MV323	Tryptone Soya HiVeg™ Broth w/ 0.1% Agar (Soyabean HiVeg™ Medium w/ 0.1% Agar)	Low risk	20/12/2012
DCM	M1948	Tryptone Soya Serum Bacitracin Vancomycin Agar (TSBV)	Low risk	08/12/2017
DCM	M1217	Tryptone Sucrose Tetrazolium Agar Base (TSTA)	Low risk	20/12/2012
DCM	M1056	Tryptone Tellurite Agar Base	Low risk	20/12/2012
DCM	MV463	Tryptone Water, HiVeg™ (Tryptone Broth,HiVeg™)	Low risk	22/04/2019
DCM	M1975	Tryptone yeast extract cystine w/sucrose and w/O bacitracin agar (TYCSB)	Low risk	20/12/2012
DCM	M2046I	Tryptone Yeast Sodium Sulphite Agar Base	Low risk	10/11/2020

DCM	M538	Tryptose Agar	Low risk	20/12/2012
DCM	M996	Tryptose Agar w/ Thiamine HCl	Low risk	20/12/2012
DCM	MV996	Tryptose Agar w/ Thiamine HCl, HiVeg™	Low risk	20/12/2012
DCM	MV538	Tryptose Agar, HiVeg™	Low risk	20/12/2012
DCM	M097	Tryptose Blood Agar Base	Low risk	20/12/2012
DCM	M450	Tryptose Blood Agar Base w/ Yeast Extract	Low risk	20/12/2012
DCM	MV450	Tryptose Blood Agar Base w/ Yeast Extract, HiVeg™	Low risk	20/12/2012
DCM	MV097	Tryptose Blood Agar Base, HiVeg™	Low risk	20/12/2012
DCM	M177	Tryptose Broth	Low risk	20/12/2012
DCM	M997	Tryptose Broth w/ Thiamine HCl	Low risk	20/12/2012
DCM	MV177	Tryptose Broth, HiVeg™	Low risk	20/12/2012
DCM	M5393	Tryptose Phosphate Broth	Low risk	30/10/2018
DCM	M093	Tryptose Phosphate Broth	Low risk	20/12/2012
DCM	MV093	Tryptose Phosphate Broth, HiVeg™	Low risk	20/12/2012
DCM	M1532	Tryptose Phosphate Broth, Modified	Low risk	20/12/2012
DCM	M093G	Tryptose Phosphate Broth, Sterile	Low risk	22/04/2019
DCM	M2060	Tryptose Serum Agar Base	Low risk	10/11/2020
DCM	M2019	Tryptose Serum Broth Base(Modified Newin	Low risk	25/08/2016
DCM	M837	Tryptose Sulphite Cycloserine (T.S.C. / S.F.P.) Agar Base (Perfringens Agar Base)	Low risk	20/12/2012
DCM	M1780	TS Saline Agar (Triple Sugar Saline Iron Agar)	Low risk	20/12/2012
DCM	M2016	TSB w/6.5% NaCl	Low risk	25/08/2016
DCM	M1220	TTC Broth Base (Triclosan Ticarcillin Chlorate Broth)	Low risk	20/12/2012
DCM	MV1220	TTC HiVeg™ Broth Base	Low risk	20/12/2012
DCM	M1912	Tween Esterase Test Agar Base	Low risk	20/12/2012
DCM	M1817	Universal Fastidious Culture Agar	Low risk	20/12/2012
DCM	M1818	Universal Fastidious Culture Broth	Low risk	10/11/2020
DCM	M112S	Urea Agar Base (Christensen)	Low risk	20/12/2012
DCM	M112	Urea Agar Base (Christensen) (Autoclavable)	Low risk	20/12/2012
DCM	M112A	Urea Agar Base (Filter Sterilizable) (w/o Agar)	Low risk	20/12/2012
DCM	M112I	Urea Agar Base, Christensen	Low risk	20/12/2012
DCM	M111A	Urea Broth (Filter Sterilizable)	Low risk	20/12/2012
DCM	M111	Urea Broth Base (Diagnostic Stuart's Urea Broth Base)	Low risk	20/12/2012
DCM	MV112	Urea HiVeg™ Agar Base (Christensen) (Autoclavable)	Low risk	20/12/2012
DCM	M1784I	Urea Indole Broth, Modified	Low risk	20/12/2012
DCM	M1784	Urea Indole Medium	Low risk	20/12/2012
DCM	M328	V Infusion Agar	Low risk	20/12/2012
DCM	M329	V Infusion Broth	Low risk	20/12/2012
DCM	M1057	Vaginalis Agar Base	Low risk	20/12/2012
DCM	M1763	Vancomycin Resistant Enterococci (VRE) Agar Base	Low risk	20/12/2012

DCM	M1762	Vancomycin Resistant Enterococci (VRE) Broth Base	Low risk	20/12/2012
DCM	M416	Veillonella Agar Base	Low risk	20/12/2012
DCM	MV416	Veillonella HiVeg™ Agar Base	Low risk	20/12/2012
DCM	M820	Vibrio Agar	Low risk	20/12/2012
DCM	MV820	Vibrio HiVeg™ Agar	Low risk	20/12/2012
DCM	M049	Violet Red Bile Agar	Low risk	28/04/2017
DCM	M049A	Violet Red Bile Agar	Low risk	16/12/2017
DCM	M1684	Violet Red Bile Agar w/ Glucose and Lactose	Low risk	22/04/2019
DCM	MH581	Violet Red Bile Glucose Agar	Low risk	22/04/2019
DCM	M581	Violet Red Bile Glucose Agar w/o Lactose	Low risk	25/11/2017
DCM	MCD581	Violet Red Bile Glucose HiCynth™ Agar w/o Lactose	Low risk	04/07/2018
DCM	MV581	Violet Red Bile Glucose HiVeg™ Agar w/o Lactose	Low risk	04/07/2018
DCM	MCD049	Violet Red Bile HiCynth™ Agar	Low risk	28/04/2017
DCM	MV049	Violet Red HiVeg™ Agar	Low risk	28/04/2017
DCM	MCD023	Vogel Johnson HiCynth™ Agar Base w/o Tellurite (V.J. HiCynth™ Agar)	Low risk	12/08/2015
DCM	M023	Vogel-Johnson Agar Base w/o Tellurite (V.J. Agar)	Low risk	20/12/2012
DCM	MU023	Vogel-Johnson Agar Medium	Low risk	20/12/2012
DCM	MV023	Vogel-Johnson HiVeg™ Agar Base w/o Tellurite (V. J. HiVeg™ Agar)	Low risk	20/12/2012
DCM	MV662	VP HiVeg™ Medium	Low risk	20/12/2012
DCM	M662	VP Medium	Low risk	20/12/2012
DCM	M626	Wagatsuma Agar Base	Low risk	20/12/2012
DCM	MV626	Wagatsuma HiVeg™ Agar Base	Low risk	20/12/2012
DCM	M1059	Wayne Sulphatase Agar Base	Low risk	20/12/2012
DCM	M832	Wilkins Chalgren Anaerobic Agar Base	Low risk	20/12/2012
DCM	M863	Wilkins Chalgren Anaerobic Broth Base	Low risk	20/12/2012
DCM	MV832	Wilkins Chalgren Anaerobic HiVeg™ Agar Base	Low risk	20/12/2012
DCM	MV863	Wilkins Chalgren Anaerobic HiVeg™ Broth Base	Low risk	25/08/2016
DCM	M331	Wilson Blair Agar Base	Low risk	20/12/2012
DCM	M332	Wilson Blair Agar w/ BG	Low risk	20/12/2012
DCM	MV331	Wilson Blair HiVeg™ Agar Base	Low risk	20/12/2012
DCM	MV332	Wilson Blair HiVeg™ Agar w/ BG	Low risk	20/12/2012
DCM	MV031	XLD HiVeg™ Agar	Low risk	20/12/2012
DCM	M1147	XLT4 Agar Base	Low risk	20/12/2012
DCM	MV1147	XLT4 HiVeg™ Agar Base	Low risk	20/12/2012
DCM	M336	Xylose Lysine Agar Base	Low risk	20/12/2012
DCM	M031	Xylose Lysine Deoxycholate Agar (XLD Agar)	Low risk	20/12/2012
DCM	MCD031	Xylose Lysine Deoxycholate HiCynth™ Agar (XLD HiCynth™ Agar)	Low risk	12/08/2015
DCM	MH031	Xylose-Lysine-Deoxycholate Agar	Low risk	22/04/2019

DCM	M424	Yeast Malt Agar (YM Agar) (ISP Medium No. 2)	Low risk	22/04/2019
DCM	M425	Yeast Malt Broth (YM Broth)	Low risk	20/12/2012
DCM	MV424	Yeast Malt HiVeg™ Agar (YM HiVeg™ Agar)	Low risk	22/04/2019
DCM	MV425	Yeast Malt HiVeg™ Broth (YM HiVeg™ Broth)	Low risk	20/12/2012
DCM	M1421	YEP Agar	Low risk	30/10/2018
DCM	M1823	YEP Agar, Modified	Low risk	10/11/2020
DCM	M1367	Yersinia Enrichment Broth Base	Low risk	20/12/2012
DCM	M843	Yersinia Selective Agar Base	Low risk	20/12/2012
DCM	M1861	Yersinia Selective Broth Base	Low risk	20/12/2012
DCM	MV843	Yersinia Selective HiVeg™ Agar Base	Low risk	20/12/2012
DCM	EC211CR	BHI Agar (HiEncap™ water-soluble capsule)	Low risk	25/08/2016
DCM	EC210CR	BHI Broth (HiEncap™ water-soluble capsule)	Low risk	25/08/2016
DCM	EC073DR	Blood Agar Base (HiEncap™ water-soluble capsule)	Low risk	25/08/2016
DCM	EC1297ACR	HiCrome™ Candida Differential Agar (HiEncap™ water-soluble capsule)	Low risk	25/08/2016
DCM	EC1297ARDR	HiCrome™ Candida Differential Agar (HiEncap™ water-soluble capsule)	Low risk	25/08/2016
DCM	EC1297ADR	HiCrome™ Candida Differential Agar (HiEncap™ water-soluble capsule)	Low risk	25/08/2016
DCM	EC1674CCLR	HiCrome™ MeReSa Agar Base (HiEncap™ water-soluble capsule)	Low risk	25/08/2016
DCM	EC1353CCLR	HiCrome™ UTI Agar (HiEncap™ water-soluble capsule)	Low risk	25/08/2016
DCM	EC1353CR	HiCrome™ UTI Agar (HiEncap™ water-soluble capsule)	Low risk	25/08/2016
DCM	EC1353DR	HiCrome™ UTI Agar (HiEncap™ water-soluble capsule)	Low risk	25/08/2016
DCM	EC211CCL	HiEncap™ BHI Agar (HiEncap™ Special Infusion Agar)	Low risk	12/08/2015
DCM	EC210D	HiEncap™ BHI Broth	Low risk	12/08/2015
DCM	EC210CCL	HiEncap™ BHI Broth	Low risk	12/08/2015
DCM	EC073D	HiEncap™ Blood Agar Base	Low risk	12/08/2015
DCM	EC073CCL	HiEncap™ Blood Agar Base	Low risk	12/08/2015
DCM	EC081CCL	HiEncap™ MacConkey Agar w/0.15% Bile Salt	Low risk	12/08/2015
DCM	EC082ACCL	HiEncap™ MacConkey Agar w/o CV, NaCl w/Bile Salts	Low risk	12/08/2015
DCM	EC173CCL	HiEncap™ Mueller Hinton Agar	Low risk	12/08/2015
DCM	EC173D	HiEncap™ Mueller Hinton Agar	Low risk	12/08/2015
DCM	EC1084CCL	HiEncap™ Mueller Hinton Agar No.2	Low risk	12/08/2015
DCM	EC1084D	HiEncap™ Mueller Hinton Agar No.2	Low risk	12/08/2015
DCM	EC391CCL	HiEncap™ Mueller Hinton Broth	Low risk	12/08/2015
DCM	EC391D	HiEncap™ Mueller Hinton Broth	Low risk	12/08/2015
DCM	EC001DR	HiEncap™ Nutrient Agar	Low risk	25/08/2016
DCM	EC001CCL	HiEncap™ Nutrient Agar	Low risk	12/08/2015
DCM	EC001D	HiEncap™ Nutrient Agar	Low risk	12/08/2015
DCM	EC002CCL	HiEncap™ Nutrient Broth	Low risk	12/08/2015
DCM	EC002D	HiEncap™ Nutrient Broth	Low risk	12/08/2015



DCM	EC002M	HiEncap™ Nutrient Broth	Low risk	12/08/2015
DCM	EC091D	HiEncap™ Plate Count Agar	Low risk	16/12/2017
DCM	EC091CCL	HiEncap™ Plate Count Agar	Low risk	16/12/2017
DCM	EC063CCL	HiEncap™ Sabouraud Dextrose Agar	Low risk	12/08/2015
DCM	EC033CCL	HiEncap™ Sabouraud Dextrose Broth	Low risk	12/08/2015
DCM	EC033D	HiEncap™ Sabouraud Dextrose Broth	Low risk	12/08/2015
DCM	EC173DR	Mueller Hinton Agar (HiEncap™ water-soluble capsule)	Low risk	25/08/2016
DCM	EC1084DR	Mueller Hinton Agar No.2 (HiEncap™ water-soluble capsule)	Low risk	25/08/2016
DCM	EC391CR	Mueller Hinton Broth (HiEncap™ water-soluble capsule)	Low risk	25/08/2016
DCM	EC002CR	Nutrient Broth (HiEncap™ water-soluble capsule)	Low risk	25/08/2016
DCM	EC063CCLR	Sabouraud Dextrose Agar (HiEncap™ water-soluble capsule)	Low risk	25/08/2016
DCM	EC033CR	Sabouraud Dextrose Broth (HiEncap™ water-soluble capsule)	Low risk	25/08/2016
DCM	EC031CCLR	Xylose Deoxycholate Agar (XLD Agar) (HiEncap™ water-soluble capsule)	Low risk	25/08/2016
DCM	GM618	Alkaline Peptone Water, Granulated	Low Risk	12/08/2015
DCM	GM491	Anaerobic Agar (Brewer) , Granulated	Low Risk	12/08/2015
DCM	GM672	Asparagine Broth (Coccidioidin and Histoplasmin Broth) , Granulated	Low Risk	12/08/2015
DCM	GM043	Baird Parker Agar Base, Granulated	Low Risk	12/08/2015
DCM	GM1091	Baird Staphylococcus Enrichment Broth Base, Granulated	Low risk	10/11/2020
DCM	GM211	BHI Agar (Special Infusion Agar) , Granulated	Low Risk	12/08/2015
DCM	GM210	BHI Broth, Granulated	Low Risk	12/08/2015
DCM	GM217	Bi.G.G.Y. Agar (Nickerson Medium) , Granulated	Low Risk	12/08/2015
DCM	GM027	Bismuth Sulphite Agar, Granulated	Low Risk	12/08/2015
DCM	GM073	Blood Agar Base (Infusion Agar) , Granulated	Low Risk	12/08/2015
DCM	GM073R	Blood Agar Base (Infusion Agar) w/o Blood, Granulated	Low risk	25/08/2016
DCM	GM834A	Blood Agar Base No. 2 w/ 1.2% Agar, Granulated	Low Risk	12/08/2015
DCM	GM016A	Brilliant Green Agar Base w/ 1.2% Agar, Granulated	Low Risk	12/08/2015
DCM	GM971	Brilliant Green Agar Base w/ Phosphates, Granulated	Low risk	20/12/2012
DCM	GM074	Brucella Agar Base, Granulated	Low Risk	12/08/2015
DCM	GM614	Buffered Peptone Water , Granulated	Low risk	22/04/2019
DCM	GM1275	Buffered Peptone Water w/ NaCl, Granulated	Low Risk	12/08/2015
DCM	GMH1275	Buffered Sodium Chloride-Peptone Solution pH 7.0 , Granulated	Low risk	22/04/2019
DCM	GM792	C.L.E.D. Agar w/ Bromo Thymol Blue, Granulated	Low Risk	12/08/2015
DCM	GMH024	Cetrimide Agar , Granulated	Low risk	22/04/2019
DCM	GM024	Cetrimide Agar Base, Granulated	Low Risk	12/08/2015
DCM	GM497	Clostridial Agar, Granulated	Low risk	25/08/2016
DCM	GMH144	Columbia Agar , Granulated	Low risk	22/04/2019
DCM	GM144	Columbia Blood Agar Base, Granulated	Low Risk	12/08/2015
DCM	GM188	D.T.M. Agar Base (Dermatophyte Test Agar Base) , Granulated	Low Risk	12/08/2015

DCM	GM030	Deoxycholate Agar, Granulated	Low Risk	12/08/2015
DCM	GM065	Deoxycholate Citrate Agar, Granulated	Low Risk	12/08/2015
DCM	GM286	Dextrose Agar Base, Emmons (Sabouraud Dextrose Agar Base, Modified) , Granulated	Low Risk	12/08/2015
DCM	GM1129	Dichloran Glycerol Medium Base , Granulated	Low risk	22/04/2019
DCM	GM1603	Differential Reinforced Clostridial Agar, Granulated	Low risk	10/11/2020
DCM	GM127	EC Broth, Granulated	Low Risk	12/08/2015
DCM	GM317	EMB Agar, Granulated	Low Risk	12/08/2015
DCM	GM022	EMB Agar, Levine, Granulated	Low Risk	12/08/2015
DCM	GM029	Endo Agar, Granulated	Low Risk	12/08/2015
DCM	GM029R	Endo Agar, Special	Low risk	25/08/2016
DCM	GM1075	Endo Agar, Modified, Granulated	Low Risk	12/08/2015
DCM	GMH287	Enterobacteria Enrichment Broth, Mossel , Granulated	Low risk	22/04/2019
DCM	GM013	Fluid Sabouraud Medium (Sabouraud Medium, Fluid) , Granulated	Low Risk	12/08/2015
DCM	GM025	Fluid Selenite Cystine Medium (Selenite Cystine Broth) (Twin Pack) , Granulated	Low Risk	12/08/2015
DCM	GM032	Fluid Tetrathionate Medium w/o Iodine and BG (Tetrathionate Broth Base w/o Iodine and BG) , Granulated	Low Risk	12/08/2015
DCM	GM009	Fluid Thioglycollate medium (Thioglycollate medium Fluid) , Granulated	Low risk	22/04/2019
DCM	GM434	GC Agar Base, Granulated	Low Risk	04/07/2018
DCM	GM070	Glucose Phosphate Broth (Buffered Glucose Broth) , Granulated	Low risk	12/08/2015
DCM	GM070R	Glucose Phosphate Broth (Buffered Glucose Broth) , Granulated	Low risk	04/07/2018
DCM	GMV070	Glucose Phosphate HiVeg™ Broth (Buffered Glucose HiVeg™ Broth) , Granulated	Low risk	20/12/2012
DCM	GM242	GN Broth, Hajna, Granulated	Low Risk	12/08/2015
DCM	GM467	Hektoen Enteric Agar, Granulated	Low Risk	12/08/2015
DCM	GM1297A	HiCrome™ Candida Differential Agar, Granulated	Low Risk	12/08/2015
DCM	GM1353	HiCrome™ UTI Agar, Granulated	Low Risk	12/08/2015
DCM	GM1007	KF Streptococcus Agar Base w/ BCP, Granulated	Low Risk	12/08/2015
DCM	GM1232	Kimmig Fungi Agar Base, Granulated	Low Risk	12/08/2015
DCM	GM1543	King's Medium A Base, Granulated	Low Risk	12/08/2015
DCM	GM078	Kligler Iron Agar, Granulated	Low Risk	12/08/2015
DCM	GM641	Lactobacillus MRS Agar (MRS Agar) , Granulated	Low Risk	12/08/2015
DCM	GM369	Lactobacillus MRS Broth (MRS Broth) , Granulated	Low Risk	12/08/2015
DCM	GM1003	Lactose Broth , Granulated	Low risk	22/04/2019
DCM	GM080	Lauryl Sulphate Broth (Lauryl Tryptose Broth) , Granulated	Low risk	22/04/2019
DCM	GM1380	Leifson Agar, Granulated	Low Risk	12/08/2015
DCM	GM890A	Listeria Enrichment Medium Base (UVM) , Granulated	Low Risk	12/08/2015
DCM	GM1064	Listeria Identification Agar Base (PALCAM) , Granulated	Low risk	22/04/2019
DCM	GM1090	Listeria Identification Broth Base (PALCAM) , Granulated	Low risk	22/04/2019

DCM	GM1145	Listeria Oxford Medium Base, Granulated	Low Risk	12/08/2015
DCM	GM889	Listeria Selective Broth Base, Granulated	Low Risk	12/08/2015
DCM	GM1865	Listeria Selective Enrichment Broth , Granulated	Low risk	22/04/2019
DCM	GM1001	LM Agar, Granulated	Low Risk	12/08/2015
DCM	GM162	Lowenstein Jensen Medium Base (L.J. Medium) , Granulated	Low Risk	12/08/2015
DCM	GMH081	MacConkey Agar , Granulated	Low risk	22/04/2019
DCM	GM081	MacConkey Agar w/0.15% Bile Salts,CV and NaCL, Granulated	Low Risk	12/08/2015
DCM	GM082A	MacConkey Agar w/o CV,NaCL w/0.5% Bile Salts, Granulated	Low Risk	12/08/2015
DCM	GM082	MacConkey Agar w/o CV,NaCLw/0.5% Sodium Taurocholate, Granulated	Low Risk	12/08/2015
DCM	GMH083	MacConkey Broth , Granulated	Low risk	22/04/2019
DCM	GM083	MacConkey Broth Purple w/BCP , Granulated	Low risk	22/04/2019
DCM	GM137	Malt Extract Agar Base (w/ Mycological Peptone) , Granulated	Low Risk	12/08/2015
DCM	GM255	Malt Extract Broth Base, Granulated	Low Risk	12/08/2015
DCM	GMH118	Mannitol Salt Agar , Granulated	Low risk	22/04/2019
DCM	GM118	Mannitol Salt Agar Base , Granulated	Low risk	12/08/2015
DCM	GM1030	Maximum Recovery Diluent , Granulated	Low risk	22/04/2019
DCM	GM1170	Modified Czapek Dox Agar, Granulated	Low risk	25/08/2016
DCM	GM1285	Modified EC Broth Base, Granulated	Low Risk	12/08/2015
DCM	GM1286I	Modified Soyabean Bile Broth Base , Granulated	Low risk	22/04/2019
DCM	GM1084	Mueller Hinton Agar No. 2, Granulated	Low Risk	12/08/2015
DCM	GM173	Mueller Hinton Agar, Granulated	Low Risk	12/08/2015
DCM	GM391	Mueller Hinton Broth, Granulated	Low Risk	12/08/2015
DCM	GM636	MYP Agar Base (Phenol Red Egg Yolk Polymyxin Agar Base) , Granulated	Low Risk	12/08/2015
DCM	GM1269	Nutrient Agar No.2 , Granulated	Low risk	12/08/2015
DCM	GM001	Nutrient Agar, Granulated	Low Risk	12/08/2015
DCM	GM002	Nutrient Broth, Granulated	Low Risk	12/08/2015
DCM	GM395	OF Basal Medium, Granulated	Low Risk	12/08/2015
DCM	GM933	Orange Serum Agar , Granulated	Low risk	22/04/2019
DCM	GM028	Peptone Water, Granulated	Low Risk	04/07/2018
DCM	GM837	Perfringens Agar Base ( Tryptose Sulphite Cycloserine Agar Base) (T.S.C./S.F.P. Agar Base) , Granulated	Low Risk	12/08/2015
DCM	GM091	Plate Count Agar (Standard Methods Agar),Granulated	Low Risk	28/04/2017
DCM	GMH096	Potato Dextrose Agar , Granulated	Low risk	22/04/2019
DCM	GM096	Potato Dextrose Agar , Granulated	Low risk	22/04/2019
DCM	GM085	Pseudomonas Agar Base , Granulated	Low risk	22/04/2019
DCM	GM085	Pseudomonas Agar Base, Granulated	Low Risk	22/04/2019
DCM	GMH1491	Rappaport Vassiliadis Salmonella Enrichment Broth , Granulated	Low risk	22/04/2019
DCM	GM1491	Rappaport Vassiliadis Soya Broth (RVS Broth) , Granulated	Low Risk	12/08/2015
DCM	GMH443	Reinforced Medium for Clostridia , Granulated	Low risk	22/04/2019

DCM	GM149	Robinson's Cooked M Medium (R.C. Medium), Granulated	Low Risk	16/12/2017
DCM	GM130	Rogosa SL Agar, Granulated	Low Risk	12/08/2015
DCM	GM842	Rose Bengal Agar Base, Granulated	Low risk	12/08/2015
DCM	GM1067	Sabouraud Chloramphenicol Agar, Granulated	Low risk	25/08/2016
DCM	GM063	Sabouraud Dextrose Agar , Granulated	Low Risk	12/08/2015
DCM	GMH063	Sabouraud Dextrose Agar , Granulated	Low risk	22/04/2019
DCM	GM033	Sabouraud Dextrose Broth (Sabouraud Liquid Medium) , Granulated	Low Risk	12/08/2015
DCM	GMH033	Sabouraud Dextrose Broth , Granulated	Low risk	22/04/2019
DCM	GMV033	Sabouraud Dextrose HiVeg™ Broth (Sabouraud Liquid HiVeg™ Medium) , Granulated	Low Risk	12/08/2015
DCM	GM1313	Sabouraud Dextrose Maltose Agar, Granulated	Low Risk	12/08/2015
DCM	GM062	Sabouraud Maltose Agar, Granulated	Low Risk	12/08/2015
DCM	GM1619	Sakazakii DHL Agar, Granulated	Low Risk	12/08/2015
DCM	GM1078	Salmonella Differential Agar (Twin Pack), Raj Hans Medium (Twin Pack) , Granulated	Low Risk	12/08/2015
DCM	GM052	Selenite Broth (Selenite F Broth) (Twin Pack) , Granulated	Low Risk	12/08/2015
DCM	GM612A	Slanetz and Bartley Medium w/o TTC, Granulated	Low risk	10/11/2020
DCM	GM298R	Sorbitol Agar (Sorbitol MacConkey Agar)	Low risk	25/08/2016
DCM	GM290	Soyabean Casein Digest Agar (Tryptone Soya Agar) , Granulated	Low risk	22/04/2019
DCM	GM011	Soyabean Casein Digest Medium (Tryptone Soya Broth) , Granulated	Low risk	22/04/2019
DCM	GMH011	Soybean Casein Digest Medium (Casein Soybean Digest Broth) , Granulated	Low risk	22/04/2019
DCM	GMH290	Soybean-Casein Digest Agar (Casein Soyabean Digest Agar) , Granulated	Low risk	22/04/2019
DCM	GM108	SS Agar (Salmonella Shigella Agar) , Granulated	Low Risk	12/08/2015
DCM	GM189	TCBS Agar, Granulated	Low Risk	12/08/2015
DCM	GM010	Thioglycollate Broth, Alternative ( Alternative Thioglycollate Medium)(NIH Thioglycollate Broth) , Granulated	Low risk	12/08/2015
DCM	GM021	Triple Sugar Iron Agar , Granulated	Low risk	22/04/2019
DCM	GM463	Tryptone Broth (Tryptone Water) , Granulated	Low risk	22/04/2019
DCM	GM177	Tryptose Broth, Granulated	Low Risk	12/08/2015
DCM	GM112	Urea Agar Base (Christensen) (Autoclavable)	Low Risk	30/10/2018
DCM	GM112A	Urea Agar Base (Filter sterilizable), Granulated	Low risk	25/08/2016
DCM	GM111A	Urea Broth (Filter sterilizable), Granulated	Low risk	25/08/2016
DCM	GM049	Violet Red Bile Agar, Granulated	Low risk	28/04/2017
DCM	GMH581	Violet Red Bile Glucose Agar , Granulated	Low risk	22/04/2019
DCM	GM581	Violet Red Bile Glucose Agar w/o Lactose, Granulated	Low risk	04/07/2018
DCM	GM031	Xylose Lysine Deoxycholate Agar (XLD Agar) , Granulated	Low Risk	12/08/2015
DCM	GMH031	Xylose-Lysine-Deoxycholate Agar , Granulated	Low risk	22/04/2019

Product group	Type/ Model / Ref number	Device Name	Risk Class	Date of CE compliance
<b>Dehydrated Culture Media -Supplements</b>				
DCM-S	FD001	Non Spore Anaerobic Supplement	Low risk	20/12/2012
DCM-S	FD002	G.N. Spore Anaerobic Supplement	Low risk	20/12/2012
DCM-S	FD003	Polymyxin B Selective Supplement	Low risk	20/12/2012
DCM-S	FD003B	Polymyxin B Selective Supplement	Low risk	04/07/2018
DCM-S	FD004	Bordetella Selective Supplement	Low risk	20/12/2012
DCM-S	FD005	Brucella Selective Supplement	Low risk	20/12/2012
DCM-S	FD006	Campylobacter Supplement-I (Blaser-Wang)	Low risk	20/12/2012
DCM-S	FD007	Campylobacter Supplement - II (Butzler)	Low risk	20/12/2012
DCM-S	FD008	Campylobacter Supplement- III (Skirrow)	Low risk	20/12/2012
DCM-S	FD009	Campylobacter Growth Supplement	Low risk	20/12/2012
DCM-S	FD010	Clostridium Difficile Supplement	Low risk	20/12/2012
DCM-S	FD013	S.F.P. Supplement (Perfringens S.F.P. Supplement)	Low risk	20/12/2012
DCM-S	FD014	T.S.C. Supplement (Perfringens T.S.C. Supplement)	Low risk	20/12/2012
DCM-S	FD015	Dermato Supplement	Low risk	20/12/2012
DCM-S	FD017	Legionella Selective Supplement	Low risk	20/12/2012
DCM-S	FD018	Middlebrook OADC Growth Supplement	Low risk	20/12/2012
DCM-S	FD019	Middlebrook ADC Growth Supplement	Low risk	20/12/2012
DCM-S	FD019R	Middlebrook ADC Growth Supplement	Low risk	10/11/2020
DCM-S	FD020	Oleic Albumin Supplement	Low risk	20/12/2012
DCM-S	FD021	GC Supplement w/ Antibiotics	Low risk	20/12/2012
DCM-S	FD022	Haemoglobin Powder	Low risk	20/12/2012
DCM-S	FD023	V.C.N. Supplement	Low risk	20/12/2012
DCM-S	FD024	V.C.N.T. Supplement	Low risk	20/12/2012
DCM-S	FD025	Vitamino Growth Supplement (Twin Pack)	Low risk	20/12/2012
DCM-S	FD025R	Vitamino Growth Supplement (Twin Pack)	Low risk	10/11/2020
DCM-S	FD026	Linco T Supplement	Low risk	20/12/2012
DCM-S	FD026R	Linco T Supplement	Low risk	10/11/2020
DCM-S	FD027	Yeast Autolysate Supplement	Low risk	20/12/2012
DCM-S	FD028	Vanclo T Supplement	Low risk	20/12/2012
DCM-S	FD029	Cetrinix Supplement	Low risk	22/04/2019
DCM-S	FD030	Staph-Strepto Supplement	Low risk	20/12/2012
DCM-S	FD031	Strepto supplement	Low risk	25/08/2016
DCM-S	FD033	Chloramphenicol Selective Supplement	Low risk	20/12/2012
DCM-S	FD034	Yersinia Selective Supplement	Low risk	20/12/2012
DCM-S	FD035	CC Supplement	Low risk	20/12/2012
DCM-S	FD036	CFC Supplement	Low risk	22/04/2019
DCM-S	FD037	Legionella Selective Supplement II	Low risk	20/12/2012

DCM-S	FD038	Legionella Selective Supplement III	Low risk	20/12/2012
DCM-S	FD039	Aeromonas Selective Supplement	Low risk	20/12/2012
DCM-S	FD040	Legionella Selective Supplement IV (MWY)	Low risk	20/12/2012
DCM-S	FD041A	Legionella Supplement (Twin Pack)	Low risk	20/12/2012
DCM-S	FD041AR	Legionella Growth Supplement (Legionella Supplement) (Twin Pack)	Low risk	25/08/2016
DCM-S	FD042	Campylobacter Selective Supplement IV (Preston Selective Supplement)	Low risk	20/12/2012
DCM-S	FD043	Doyle's Antibiotic Supplement	Low risk	20/12/2012
DCM-S	FD045	Egg Yolk Emulsion (100 ml per vial)	Low risk	20/12/2012
DCM-S	FD045B	Egg Yolk Emulsion	Low risk	04/07/2018
DCM-S	FD045L	Egg Yolk Emulsion (50ml per vial)	Low risk	04/07/2018
DCM-S	FD045R	Egg Yolk Emulsion (100 ml per vial)	Low risk	25/08/2016
DCM-S	FD045RC	Egg Yolk Emulsion (100 ml per vial)	Low risk	10/11/2020
DCM-S	FD046	Egg Yolk Tellurite Emulsion ( 100 ml per vial)	Low risk	20/12/2012
DCM-S	FD046B	Egg Yolk Tellurite Emulsion	Low risk	04/07/2018
DCM-S	FD046L	Egg Yolk Tellurite Emulsion ( 50ml per vial)	Low risk	04/07/2018
DCM-S	FD046N	Egg Yolk Tellurite Emulsion, Modified	Low risk	04/07/2018
DCM-S	FD046NL	Egg Yolk Tellurite Emulsion, Modified	Low risk	04/07/2018
DCM-S	FD046R	Egg Yolk Tellurite Emulsion	Low risk	10/11/2020
DCM-S	FD047	Potassium Tellurite 3.5% (1 ml per vial)	Low risk	20/12/2012
DCM-S	FD048	Urea 40% (5 ml per vial)	Low risk	20/12/2012
DCM-S	FD049	C.B.I. Supplement	Low risk	20/12/2012
DCM-S	FD052	Potassium Tellurite 1% (1 ml per vial)	Low risk	20/12/2012
DCM-S	FD053	Gruft Mycobacterial Supplement	Low risk	20/12/2012
DCM-S	FD054	GBS Supplement	Low risk	20/12/2012
DCM-S	FD056	G. Vaginalis Selective Supplement	Low risk	20/12/2012
DCM-S	FD057	TTC Solution 1% (10 ml per vial)	Low risk	20/12/2012
DCM-S	FD059	Basic Fuchsin (6.0 gm per vial)	Low risk	20/12/2012
DCM-S	FD061	Listeria Selective Supplement (PALCAM)	Low risk	22/04/2019
DCM-S	FD061R	Listeria Selective Supplement (PALCAM)	Low risk	04/07/2018
DCM-S	FD062	Bacteroides Selective Supplement	Low risk	20/12/2012
DCM-S	FD063	Listeria Selective Supplement II	Low risk	20/12/2012
DCM-S	FD063I	Listeria Selective Supplement II	Low risk	20/12/2012
DCM-S	FD066	Leptospira Enrichment	Low risk	20/12/2012
DCM-S	FD068	Sulpha Supplement	Low risk	20/12/2012
DCM-S	FD069	B P Sulpha Supplement	Low risk	20/12/2012
DCM-S	FD070	McBride Listeria Supplement	Low risk	20/12/2012
DCM-S	FD071	Oxford Listeria Supplement	Low risk	20/12/2012
DCM-S	FD072	KL Virulence Enrichment (20 ml per vial)	Low risk	20/12/2012
DCM-S	FD072D	KL Virulence Enrichment (500 ml)	Low risk	10/11/2020

DCM-S	FD072M	KL Virulence Enrichment (1000 ml)	Low risk	10/11/2020
DCM-S	FD073	Diphtheria Virulence Supplement (Part A & B)	Low risk	20/12/2012
DCM-S	FD075	Mycoplasma Enrichment Supplement	Low risk	20/12/2012
DCM-S	FD075R	Mycoplasma Enrichment Supplement	Low risk	10/11/2020
DCM-S	FD078	Campylobacter Selective Supplement (Karmali)	Low risk	10/11/2020
DCM-S	FD082	Ampicillin Supplement	Low risk	20/12/2012
DCM-S	FD090	Campylobacter Selective Supplement	Low risk	20/12/2012
DCM-S	FD091	Bromo Thymol Blue Supplement (20 mg per vial)	Low risk	20/12/2012
DCM-S	FD092	MUG Supplement (50 mg per vial)	Low risk	10/11/2020
DCM-S	FD093	Bromo Cresol Purple	Low risk	22/04/2019
DCM-S	FD094	Trichomonas Selective Supplement II	Low risk	20/12/2012
DCM-S	FD095	10% Lactic Acid Solution (10 ml per vial)	Low risk	20/12/2012
DCM-S	FD096	Novobiocin Supplement	Low risk	22/04/2019
DCM-S	FD099	Trichomonas Selective Supplement I	Low risk	20/12/2012
DCM-S	FD100	Mueller Tellurite Serum (25 ml per vial)	Low risk	20/12/2012
DCM-S	FD102	Ticarcillin Supplement	Low risk	20/12/2012
DCM-S	FD103	Potassium Chlorate Supplement	Low risk	20/12/2012
DCM-S	FD105	Park and Sanders Selective Supplement II	Low risk	20/12/2012
DCM-S	FD106	Campylobacter Supplement VI (Butzler)	Low risk	20/12/2012
DCM-S	FD111	Kimmig Selective Supplement (Twin Pack)	Low risk	20/12/2012
DCM-S	FD112	George Kimmig Selective Supplement	Low risk	20/12/2012
DCM-S	FD114	Vitamin K1 Supplement	Low risk	20/12/2012
DCM-S	FD117	Haemophilus Growth Supplement	Low risk	20/12/2012
DCM-S	FD118	Mucosal	Low risk	20/12/2012
DCM-S	FD119	Streptococcus Selective Supplement	Low risk	20/12/2012
DCM-S	FD120	Chlortetracycline Selective Supplement	Low risk	20/12/2012
DCM-S	FD126	Listeria Moxalactam Supplement	Low risk	20/12/2012
DCM-S	FD130	Nalidixic Selective Supplement	Low risk	20/12/2012
DCM-S	FD132	Campylobacter Selective Supplement w/ Hemin (Karmali)	Low risk	10/11/2020
DCM-S	FD135	CCDA Selective Supplement	Low risk	20/12/2012
DCM-S	FD136	Listeria UVM Supplement I	Low risk	20/12/2012
DCM-S	FD137	Listeria UVM Supplement II	Low risk	20/12/2012
DCM-S	FD142	Legionella Growth Supplement (BCYE)	Low risk	10/11/2020
DCM-S	FD142X	Legionella Growth Supplement	Low risk	10/11/2020
DCM-S	FD143	Legionella (GVPC) Selective Supplement	Low risk	20/12/2012
DCM-S	FD144	Legionella BMPA Selective Supplement	Low risk	10/11/2020
DCM-S	FD147	Tellurite - Cefixime Supplement	Low risk	20/12/2012
DCM-S	FD149	Neomycin Supplement	Low risk	20/12/2012
DCM-S	FD150	NYC Supplement	Low risk	20/12/2012
DCM-S	FD152	XLT4 Supplement	Low risk	20/12/2012

DCM-S	FD153	M-CP Selective Supplement - I	Low risk	10/11/2020
DCM-S	FD154	M-CP Selective Supplement - II	Low risk	10/11/2020
DCM-S	FD154A	M-CP Selective Supplement, Modified	Low risk	10/11/2020
DCM-S	FD157	Urea 5% (5 ml per vial)	Low risk	20/12/2012
DCM-S	FD158	Campylobacter Selective Supplement IV (Preston), Modified	Low risk	20/12/2012
DCM-S	FD159	Doyle'S Antibiotic Supplement, Modified	Low risk	04/07/2018
DCM-S	FD160	Legionella (GVPA) Selective Supplement, Modified	Low risk	04/07/2018
DCM-S	FD161	Brucella Selective Supplement, Modified	Low risk	04/07/2018
DCM-S	FD163	Listeria Selective Supplement II, Modified	Low risk	04/07/2018
DCM-S	FD164	Park and Sanders Selective Supplement II, Modified	Low risk	04/07/2018
DCM-S	FD165	Campylobacter Supplement -II (Butzler), Modified	Low risk	04/07/2018
DCM-S	FD169	CC Supplement, Modified	Low risk	04/07/2018
DCM-S	FD171	McBride Listeria Supplement, Modified	Low risk	04/07/2018
DCM-S	FD172	Oxford Listeria Supplement, Modified	Low risk	28/04/2017
DCM-S	FD172R	Oxford Listeria Supplement, Modified	Low risk	04/07/2018
DCM-S	FD173	Mycoprep (for 2 tests)	Low risk	16/12/2017
DCM-S	FD173B	Mycoprep (for 10 tests)	Low risk	16/12/2017
DCM-S	FD175	Mycoplasma Urogenital Selective Supplement	Low risk	20/12/2012
DCM-S	FD176	Dermato Supplement, Modified	Low risk	04/07/2018
DCM-S	FD179	Antibiotic Mixture for Borrelia (100 X) (5 ml per vial)	Low risk	20/12/2012
DCM-S	FD180	Rabbit serum	Low risk	25/08/2016
DCM-S	FD181	HiCrome™ Listeria Selective Supplement	Low risk	10/11/2020
DCM-S	FD183	Legionella Selective Supplement II, Modified	Low risk	04/07/2018
DCM-S	FD185	Anthraxis Selective Supplement	Low risk	20/12/2012
DCM-S	FD187	HiCrome™ EC O157 : H7 Selective Supplement	Low risk	05/11/2020
DCM-S	FD190	HiCrome®Hicrome ECC Selective Supplement	Low risk	22/04/2019
DCM-S	FD191	Oxacillin Resistance Selective Supplement	Low risk	20/12/2012
DCM-S	FD192	HiCrome™ Candida Selective Supplement	Low risk	20/12/2012
DCM-S	FD195	Fibrinogen Plasma Trypsin Inhibitor Supplement	Low risk	20/12/2012
DCM-S	FD196	Tetracycline Selective Supplement	Low risk	20/12/2012
DCM-S	FD198	Mycoplasma Cultivation Supplement	Low risk	20/12/2012
DCM-S	FD201	Albumin Glucose Supplement	Low risk	20/12/2012
DCM-S	FD206	Legionella Growth Supplement w/o L-Cysteine	Low risk	05/11/2020
DCM-S	FD206R	Legionella Growth Supplement w/o L-Cysteine	Low risk	10/11/2020
DCM-S	FD212	L. mono Selective Supplement I	Low risk	20/12/2012
DCM-S	FD212A	OA Listeria Selective Supplement	Low risk	10/11/2020
DCM-S	FD212B	L. mono Selective Supplement I	Low risk	04/07/2018
DCM-S	FD213	L. mono Selective Supplement II	Low risk	20/12/2012
DCM-S	FD214	L. mono Enrichment Supplement I	Low risk	20/12/2012
DCM-S	FD215	Vitamino Growth Supplement, Modified (Twin Pack)	Low risk	20/12/2012



DCM-S	FD215B	Vitamino Growth Supplement, Modified	Low risk	22/04/2019
DCM-S	FD225	Klebsiella Selective Supplement	Low risk	10/11/2020
DCM-S	FD226	Enterococcus faecium Selective Supplement	Low risk	10/11/2020
DCM-S	FD227	L. mono Enrichment Supplement II	Low risk	20/12/2012
DCM-S	FD229	MeReSa Selective Supplement	Low risk	20/12/2012
DCM-S	FD230	HiCrome EC 0157: H7 Selective Supplement	Low risk	22/04/2019
DCM-S	FD232	Burkholderia Cepacia Selective Supplement	Low risk	20/12/2012
DCM-S	FD233	Vancomycin Supplement	Low risk	20/12/2012
DCM-S	FD236	Sorbic Acid Supplement	Low risk	20/12/2012
DCM-S	FD241	Poctri supplement	Low risk	25/08/2016
DCM-S	FD242	Legionella Selective Supplement(GVPN)	Low risk	20/12/2012
DCM-S	FD243	Clostridium Difficile Supplement	Low risk	20/12/2012
DCM-S	FD245	HiCrome™ Nickels & Leesment Selective Supplement	Low risk	10/11/2020
DCM-S	FD246	Cefixime Supplement	Low risk	20/12/2012
DCM-S	FD247	ECO157:H7 Selective Supplement	Low risk	22/04/2019
DCM-S	FD248	Coagulase Plasma	Low risk	04/07/2018
DCM-S	FD248A	Coagulase Plasma w/ EDTA (From Rabbit)	Low risk	22/04/2019
DCM-S	FD248B	Rabbit plasma with EDTA and 15% NaCl	Low risk	22/04/2019
DCM-S	FD248R	Coagulase Supplement for Staphilococci	Low risk	22/04/2019
DCM-S	FD252	Gentamycin Selective Supplement	Low risk	22/04/2019
DCM-S	FD253	Urea Solution	Low risk	20/12/2012
DCM-S	FD254	Ureaplasma Selective Supplement	Low risk	04/07/2018
DCM-S	FD255	Ureaplasma Growth Supplement	Low risk	20/12/2012
DCM-S	FD259	Cefoxitin Supplement	Low risk	20/12/2012
DCM-S	FD261	Vancomycin Supplement	Low risk	20/12/2012
DCM-S	FD266	Listeria Moxalactam Supplement Modified	Low risk	20/12/2012
DCM-S	FD269	OFPBL Selective Supplement	Low risk	25/11/2017
DCM-S	FD270	Chromogenic Supplement	Low risk	10/11/2020
DCM-S	FD271	MDR Acinetobacter Selective Supplement	Low risk	25/08/2016
DCM-S	FD274	HiCrome™ Selective Salmonella Agar Supplement	Low risk	22/04/2019
DCM-S	FD277	HiCrome™ VRE Agar supplement	Low risk	20/12/2012
DCM-S	FD278	HiCrome™ ESBL Agar Supplement	Low risk	20/12/2012
DCM-S	FD279	HiCrome™ KPC Agar Supplement	Low risk	20/12/2012
DCM-S	FD280	Sterile Charcoal Supplement for Legionella Agar	Low risk	10/11/2020
DCM-S	FD283R	HiCrome™ Candida Differential Selective Supplement	Low risk	20/12/2012
DCM-S	FD284	Acriflavin-Cefsulodin-Vancomycin Supplement (ACV Supplement)	Low risk	20/12/2012
DCM-S	FD285	Bifidobacterium Selective Supplement	Low risk	20/12/2012
DCM-S	FD286	Yersinia Selective Supplement	Low risk	20/12/2012
DCM-S	FD287	Growth Supplement I for MSM	Low risk	20/12/2012
DCM-S	FD288	Growth Supplement II for MSM	Low risk	20/12/2012

DCM-S	FD290	Novobiocin Selective Supplement	Low risk	20/12/2012
DCM-S	FD295	HiCrome™ ECO157:H7 Selective Supplement Modified	Low risk	22/04/2019
DCM-S	FD299	Selective Supplement for MRSA	Low risk	20/12/2012
DCM-S	FD300	Hayflick Supplement	Low risk	20/12/2012
DCM-S	FD302	Group A Selective Supplement	Low risk	20/12/2012
DCM-S	FD304	Arcobacter Selective Supplement	Low risk	05/11/2020
DCM-S	FD306	Modified Listeria Oxford Selective Supplement	Low risk	22/04/2019
DCM-S	FD309	Monensin Selective Supplement	Low risk	22/04/2019
DCM-S	FD312	VIA Supplement	Low risk	20/12/2012
DCM-S	FD319	MRSA Supplement	Low risk	25/08/2016
DCM-S	FD319R	MeReSa Selective Supplement (MRSA Selective Supplement)	Low risk	25/08/2016
DCM-S	FD320	Clostridium difficile Selective Supplement	Low risk	25/08/2016
DCM-S	FD321	TVCSB Supplement	Low risk	25/08/2016
DCM-S	FD322	Middlebrook ADC Growth Supplement, Modified	Low risk	25/08/2016
DCM-S	FD323	TSBV Supplement	Low risk	25/08/2016
DCM-S	FD324	Bacillus Selective Supplement	Low risk	25/08/2016
DCM-S	FD327	NAD Supplement	Low risk	25/08/2016
DCM-S	FD329	Middlebrook OADC Enrichment Supplement	Low risk	25/08/2016
DCM-S	FD332	Lecithin solution	Low risk	10/11/2020
DCM-S	FD333	Modified L.mono Selective supplement	Low risk	10/11/2020
DCM-S	FD334	Mycoplasma selective supplement	Low risk	25/08/2016
DCM-S	FD335	Leeds Acinetobacter selective supplement	Low risk	25/08/2016
DCM-S	FD335R	MDR Acinetobacter Selective Supplement	Low risk	25/08/2016
DCM-S	FD338	LCN Supplement	Low risk	25/08/2016
DCM-S	FD340	PACT Supplement	Low risk	28/04/2017
DCM-S	FD342	Rapid Listeria Selective Supplement	Low risk	10/11/2020
DCM-S	FD343	Growth Supplement for Fastidious Organism	Low risk	16/12/2017
DCM-S	FD344	ECC Selective Supplement Modified	Low risk	22/04/2019
DCM-S	FD345	Ciprofloxacin Supplement	Low risk	10/11/2020
DCM-S	FD347	PCP Supplement	Low risk	04/07/2018
DCM-S	FD347B	PCP Supplement	Low risk	10/11/2020
DCM-S	FD348	OADS Supplement	Low risk	16/12/2017
DCM-S	FD349	Vancomycin Polymyxin B Supplement	Low risk	04/07/2018
DCM-S	FD352	Acinetobacter Selective Supplement	Low risk	30/10/2018
DCM-S	FD353	VCAT Supplement	Low risk	30/10/2018
DCM-S	FD354	STEC Selective Supplement	Low risk	30/10/2018
DCM-S	FD355	HiCrome™ Colistin Resistant Selective Supplement	Low risk	30/10/2018
DCM-S	FD356	Diphenyl supplement	Low risk	22/04/2019
DCM-S	FD357	Carba Selective Supplement	Low risk	10/11/2020
DCM-S	FD360	C.auris Selective Supplement	Low risk	05/11/2019
DCM-S	FD361	BCSA Selective Supplement	Low risk	05/11/2019

DCM-S	FD362	Coagulase Supplement (for M2126)	Low risk	10/11/2020
DCM-S	FD363	HiMRSA Selective Supplement	Low risk	17/06/2021
DCM-S	FD725R	Mycoprep (Modified,Bulk powder)	Low risk	25/08/2016
DCM-S	FD726	Mycoprep (Modified, powder for 1000ml)	Low risk	25/08/2016
DCM-S	FD743R	Bifido Selective Supplement C	Low risk	25/08/2016
DCM-S	FD744R	Bifido Selective Supplement D	Low risk	25/08/2016
DCM-S	FD745R	Bifido Selective Supplement E	Low risk	25/08/2016
DCM-S	FD749	Supplement for HiCrome™ Candida Agar	Low risk	04/07/2018
DCM-S	FD750	L. J. Media Supplement w/ Capreomycin	Low risk	25/08/2016
DCM-S	FD751	L. J. Medium Supplement w/ Clarithromycin	Low risk	25/08/2016
DCM-S	FD752	L. J. Media Supplement w/ D-Cycloserine	Low risk	25/08/2016
DCM-S	FD753	L. J. Media Supplement w/ Ethambutol	Low risk	25/08/2016
DCM-S	FD754	L. J. Media Supplement w/ Ethionamide	Low risk	25/08/2016
DCM-S	FD755	L. J. Medium Supplement w/ Gatifloxacin	Low risk	25/08/2016
DCM-S	FD756	L. J. Media Supplement w/ Isoniazide	Low risk	25/08/2016
DCM-S	FD757	L. J. Media Supplement w/ Kanamycin	Low risk	25/08/2016
DCM-S	FD758	L. J. Medium Supplement w/ Levofloxacin	Low risk	25/08/2016
DCM-S	FD759	L. J. Medium Supplement w/ Lomefloxacin	Low risk	04/07/2018
DCM-S	FD760	L. J. Medium Supplement w/ Ofloxacin	Low risk	04/07/2018
DCM-S	FD761	L. J. Medium Supplement w/ p-Aminosalicylic acid	Low risk	04/07/2018
DCM-S	FD762	L. J. Medium Supplement w/ Pyrazinamide	Low risk	04/07/2018
DCM-S	FD763	L.J.Medium Supplementw/Rifabutin	Low risk	04/07/2018
DCM-S	FD764	L.J.Medium Supplementw/Rifampicin	Low risk	04/07/2018
DCM-S	FD765	L.J.Medium Supplementw/Sodium Salicylate	Low risk	04/07/2018
DCM-S	FD766	L.J.Medium Supplementw/Streptomycin	Low risk	04/07/2018
DCM-S	FD767	L.J.Medium Supplementw/TCH	Low risk	04/07/2018
DCM-S	FD768	Chloramphenicol Supplement	Low risk	04/07/2018
DCM-S	FD772	L.J. Media Supplement w/Amikacin	Low risk	04/07/2018
DCM-S	FD775	L.J. Media Supplement w/ p-Nitrobenzoic acid	Low risk	04/07/2018
DCM-S	FD780	L.J. Media Supplement w/Moxifloxacin	Low risk	04/07/2018
DCM-S	FD804	Enriched growth Supplement for Mycobacteria	Low risk	04/07/2018
DCM-S	FD805	Growth Supplement for Anaerobic cultures	Low risk	10/11/2020
DCM-S	FD808	Supplement for GC Agar Base	Low risk	10/11/2020
DCM-S	FD812	Selective Supplement for Gram positive bacteria (Clostridium, Staphylococcus spp. etc.)	Low risk	10/11/2020
DCM-S	FD814	PANTA Supplement	Low risk	10/11/2020
DCM-S	FD815B	Selective Supplement for SS Agar	Low risk	10/11/2020
DCM-S	FD816	Selective supplement for Enterobacteriaceae	Low risk	10/11/2020
DCM-S	FD817	Selective Supplement for Staphylococcus	Low risk	10/11/2020
DCM-S	FD820	Selective Supplement for SS Agar	Low risk	10/11/2020



Product group	Type/ Model / Ref number	Device Name	Risk Class	Date of CE compliance
Ready Prepared Media			Low risk	10/06/2021
RPM - Ready Prepared Plates	HB001	HiCombi™ Nutrient - MacConkey Agar Plate	Low risk	20/12/2012
RPM - Ready Prepared Plates	HB003	HiCombi™ CLED - MacConkey Agar Plate	Low risk	20/12/2012
RPM - Ready Prepared Plates	HB004	HiCombi™ XLD - MacConkey Agar Plate	Low risk	20/12/2012
RPM - Ready Prepared Plates	HB005	HiCombi™ Cetrimide - MacConkey Agar Plate	Low risk	20/12/2012
RPM - Ready Prepared Plates	HB006	HiCombi™ Blood- MacConkey Agar Plate	Low risk	20/12/2012
RPM - Ready Prepared Plates	HB007	HiCombi™ MacConkey-Mannitol Salt Agar	Low risk	20/12/2012
RPM - Ready Prepared Plates	HB008	HiCombi™ Blood -Chocolate Agar	Low risk	20/12/2012
RPM - Ready Prepared Plates	HB009	HiCombi™ Blood -Mannitol Salt Agar	Low risk	20/12/2012
RPM - Ready Prepared Plates	HB010	HiCombi™ Chocolate - MacConkey Agar Plate	Low risk	20/12/2012
RPM - Ready Prepared Plates	HB017	HiCombi™ Sabouraud Dextrose-Sheep Blood Agar Plate	Low risk	17/06/2021
RPM- HiDip Slides	HD001	HiDip™ Cled-Cetri-Mac Medium	Low risk	20/12/2012
RPM- HiDip Slides	HD002	HiDip™ Mac-Cled-Sab Medium	Low risk	20/12/2012
RPM- HiDip Slides	HD003	HiDip™ Mac-Cled-Bile Esculin Medium	Low risk	20/12/2012
RPM- HiDip Slides	HD004	HiDip™ Cled-Mac Medium	Low risk	20/12/2012
RPM- HiDip Slides	HD005	HiDip™ Cled-MUG Mac Medium	Low risk	20/12/2012
RPM- HiDip Slides	HD006	HiDip™ Cled-HiCrome™ UTI Medium	Low risk	20/12/2012
RPM- HiDip Slides	HD007	HiDip™ Mac-HiCrome™ UTI Medium	Low risk	20/12/2012
RPM- HiDip Slides	HD007R	HiDip™ Mac-HiCrome™ UTI Medium	Low risk	10/11/2020
RPM- HiDip Slides	HD018	HiDip™ TSA-CLED Agar w/ B.T.B Indicator Medium	Low Risk	20/12/2012
RPM- HiDip Slides	HD020	HiDip™ Pseudomonas Agar - MacConkey Agar Medium	Low risk	20/12/2012
RPM- HiDip Slides	HD021	HiDip™ PCA - MacConkey Agar Medium	Low risk	20/12/2012
RPM- HiDip Slides	HD024	HiDip™ Modified Rogosa Medium-Modified Rogosa Medium	Low risk	20/12/2012
RPM- HiDip Slides	HD025	HiDip™ Modified Nickerson Medium-Modified Nickerson Medium	Low risk	20/12/2012
RPM- HiDip Slides	HD041	HiDip HiCrome™ Universal Agar-PCA	Low risk	28/04/2017
RPM- HiDip Slides	HD042	HiDip HiCrome™ UTI Agar - Dey Engley Neutralizing agar	Low risk	28/04/2017
RPM- HiDip Slides	HD046	HiDip TSA-TCBS	Low risk	30/10/2018
RPM- HiDip Slides	HD047	HiDip TSA-MRS	Low risk	30/10/2018
RPM- HiSafe Blood Culturing System	LQ003	BHI	Low risk	20/12/2012
RPM- HiSafe Blood Culturing System	LQ003A	BHI	Low risk	20/12/2012
RPM- HiSafe Blood Culturing System	LQ004	BHI - Supplemented w/ 0.05% SPS	Low risk	20/12/2012

RPM- HiSafe Blood Culturing System	LQ004R	BHI - Supplemented w/ 0.05% SPS	Low risk	10/11/2020
RPM- HiSafe Blood Culturing System	LQ004A	BHI - Supplemented w/ 0.05% SPS	Low risk	20/12/2012
RPM- HiSafe Blood Culturing System	LQ004AR	BHI - Supplemented w/ 0.05% SPS	Low risk	10/11/2020
RPM- HiSafe Blood Culturing System	LQ005	TSB - Tryptone Soya Broth w/ 10% Sucrose	Low risk	20/12/2012
RPM- HiSafe Blood Culturing System	LQ005A	TSB - Tryptone Soya Broth w/ 10% Sucrose	Low risk	20/12/2012
RPM- HiSafe Blood Culturing System	LQ006	Columbia Broth	Low risk	20/12/2012
RPM- HiSafe Blood Culturing System	LQ006A	Columbia Broth	Low risk	20/12/2012
RPM- HiSafe Blood Culturing System	LQ007	Thioglycollate Broth	Low Risk	20/12/2012
RPM- HiSafe Blood Culturing System	LQ007R	Thioglycollate Broth	Low Risk	10/11/2020
RPM- HiSafe Blood Culturing System	LQ007A	Thioglycollate Broth	Low Risk	20/12/2012
RPM- HiSafe Blood Culturing System	LQ007AR	Thioglycollate Broth	Low Risk	10/11/2020
RPM- HiSafe Blood Culturing System	LQ008	Schaedler Broth	Low Risk	20/12/2012
RPM- HiSafe Blood Culturing System	LQ008A	Schaedler Broth	Low Risk	20/12/2012
RPM- HiSafe Blood Culturing System	LQ009	TSB - Tryptone Soya Broth	Low risk	20/12/2012
RPM- HiSafe Blood Culturing System	LQ009A	TSB - Tryptone Soya Broth	Low risk	20/12/2012
RPM- HiSafe Blood Culturing System	LQ010	Glucose Broth Supplemented w/ 0.05% SPS	Low risk	20/12/2012
RPM- HiSafe Blood Culturing System	LQ010A	Glucose Broth Supplemented w/ 0.05% SPS	Low risk	20/12/2012
RPM- HiSafe Blood Culturing System	LQ010AR	Glucose Broth Supplemented w/ 0.05% SPS	Low risk	10/11/2020
RPM- HiSafe Blood Culturing System	LQ010V	Glucose Broth supplemented w/0.05% SPS	Low risk	22/04/2019
RPM- HiSafe Blood Culturing System	LQ011	TSB - Tryptone Soya Broth Supplemented w/ 0.05% SPS	Low risk	20/12/2012
RPM- HiSafe Blood Culturing System	LQ011A	TSB - Tryptone Soya Broth Supplemented w/ 0.05% SPS	Low risk	20/12/2012
RPM- HiSafe Blood Culturing System	LQ011AR	TSB - Tryptone Soya Broth Supplemented w/ 0.05% SPS	Low risk	10/11/2020
RPM- HiSafe Blood Culturing System	LQ013V	Hartley Broth	Low risk	22/04/2019
RPM- HiSafe Blood Culturing System	LQ014	Modified Wilkins Chalgren Broth	Low risk	20/12/2012
RPM- HiSafe Blood Culturing System	LQ014A	Modified Wilkins Chalgren Broth	Low risk	20/12/2012
RPM- HiSafe Blood Culturing System	LQ012	HiCombi™ Dual Performance Medium	Low Risk	20/12/2012
RPM- HiSafe Blood Culturing System	LQ012R	HiCombi™ Dual Performance Medium	Low Risk	10/11/2020

RPM- HiSafe Blood Culturing System	LQ013	Hartley Broth	Low Risk	20/12/2012
RPM- HiSafe Blood Culturing System	LQ013A	Hartley Broth	Low Risk	20/12/2012
RPM- HiSafe Blood Culturing System	LQ023	Fluid thioglycollate Medium w/0.05% SPS	Low Risk	20/12/2012
RPM- HiSafe Blood Culturing System	LQ023A	Fluid thioglycollate Medium w/0.05% SPS	Low Risk	20/12/2012
RPM- Ready Prepared Dual Media	LQ029	HiCombi™ Dual Performance Salmonella Medium - SS	Low Risk	20/12/2012
RPM- Ready Prepared Dual Media	LQ029A	HiCombi™ Dual Performance Salmonella Medium - SS	Low Risk	20/12/2012
RPM- Ready Prepared Dual Media	LQ029AR	HiCombi™ Dual Performance Salmonella Medium - SS	Low Risk	10/11/2020
RPM- Ready Prepared Dual Media	LQ030	HiCombi™ Dual Performance Salmonella Medium - XLD	Low risk	20/12/2012
RPM- Ready Prepared Dual Media	LQ030A	HiCombi™ Dual Performance Salmonella Medium - XLD	Low risk	20/12/2012
RPM- Ready Prepared Dual Media	LQ031	HiCombi™ Dual Performance Salmonella Medium - DCA	Low risk	20/12/2012
RPM- Ready Prepared Dual Media	LQ031A	HiCombi™ Dual Performance Salmonella Medium - DCA	Low risk	20/12/2012
RPM- Ready Prepared Dual Media	LQ031AR	HiCombi™ Dual Performance Salmonella Medium - DCA	Low risk	10/11/2020
RPM- Ready Prepared Dual Media	LQ032	HiCombi™ Dual Performance Salmonella Medium - HEA	Low risk	20/12/2012
RPM- Ready Prepared Dual Media	LQ032A	HiCombi™ Dual Performance Salmonella Medium - HEA	Low risk	20/12/2012
RPM- Ready Prepared Dual Media	LQ033	HiCombi™ Dual Performance Medium	Low risk	20/12/2012
RPM- Ready Prepared Dual Media	LQ033R	HiCombi™ Dual Performance Medium	Low risk	10/11/2020
RPM- Ready Prepared Dual Media	LQ034	HiCombi™ Dual Performance Fungal Medium Kit	Low risk	20/12/2012
RPM- Ready Prepared Dual Media	LQ034R	HiCombi™ Dual Performance Fungal Medium Kit	Low Risk	10/11/2020
RPM- Ready Prepared Dual Media	LQ034A	HiCombi™ Dual Performance Fungal Medium Kit	Low Risk	20/12/2012
RPM- Ready Prepared Dual Media	LQ034AR	HiCombi™ Dual Performance Fungal Medium Kit	Low Risk	10/11/2020

RPM- Ready Prepared Dual Media	LQ035	HiCombi™ Dual Performance Selective Medium - HEA	Low risk	20/12/2012
RPM- Ready Prepared Dual Media	LQ035A	HiCombi™ Dual Performance Selective Medium - HEA	Low risk	20/12/2012
RPM- Ready Prepared Dual Media	LQ035AR	HiCombi™ Dual Performance Selective Medium - HEA	Low risk	10/11/2020
RPM- Ready Prepared Dual Media	LQ036	HiCombi™ Dual Performance Selective Medium - SS	Low risk	20/12/2012
RPM- Ready Prepared Dual Media	LQ036R	HiCombi™ Dual Performance Selective Medium - SS	Low risk	10/11/2020
RPM- Ready Prepared Dual Media	LQ036A	HiCombi™ Dual Performance Selective Medium - SS	Low risk	20/12/2012
RPM- Ready Prepared Dual Media	LQ036AR	HiCombi™ Dual Performance Selective Medium - SS	Low risk	10/11/2020
RPM- Ready Prepared Dual Media	LQ037	HiCombi™ Dual Performance Selective Medium - HEA	Low risk	20/12/2012
RPM- Ready Prepared Dual Media	LQ038	HiCombi™ Dual Performance Selective Medium - SS	Low risk	20/12/2012
RPM- Ready Prepared Dual Media	LQ038A	HiCombi™ Dual Performance Selective Medium - SS	Low risk	25/08/2016
RPM- Ready Prepared Liquid Medium	LQ004AI	BHI-Supplemented w/0.05% SPS	Low risk	25/08/2016
RPM- Ready Prepared Liquid Medium	LQ004AL	BHI-Supplemented w/0.05% SPS	Low risk	25/08/2016
RPM- Ready Prepared Liquid Medium	LQ004V	BHI - Supplemented w/ 0.05% SPS	Low risk	25/08/2016
RPM- Ready Prepared Liquid Medium	LQ0151	Medium 11. GN Broth	Low risk	04/07/2018
RPM- Ready Prepared Liquid Medium	LQ069	Alkaline Peptone Water	Low Risk	20/12/2012
RPM- Ready Prepared Liquid Medium	LQ069R	Enrichment Medium For Vibrio	Low Risk	25/08/2016
RPM- Ready Prepared Liquid Medium	LQ070	Selenite Broth	Low risk	20/12/2012
RPM- Ready Prepared Liquid Medium	LQ070V	Selenite Broth	Low Risk	25/08/2016



RPM- Ready Prepared Liquid Medium	LQ077	BHI Broth	Low risk	20/12/2012
RPM- Ready Prepared Liquid Medium	LQ077V	BHI Broth	Low risk	20/12/2012
RPM- Ready Prepared Liquid Medium	LQ077R	Enrichment Medium	Low risk	25/08/2016
RPM- Ready Prepared Liquid Medium	LQ079	Bile Broth	Low Risk	20/12/2012
RPM- Ready Prepared Liquid Medium	LQ079V	Bile Broth	Low Risk	22/04/2019
RPM- Ready Prepared Liquid Medium	LQ080	Cooked M Medium	Low Risk	20/12/2012
RPM- Ready Prepared Liquid Medium	LQ080C	Cooked M Medium	Low Risk	04/07/2018
RPM- Ready Prepared Liquid Medium	LQ080V	Cooked M Medium	Low Risk	20/12/2012
RPM- Ready Prepared Liquid Medium	LQ088	Tetrathionate Broth	Low risk	20/12/2012
RPM- Ready Prepared Liquid Medium	LQ089	Peptone Water	Low risk	04/07/2018
RPM- Ready Prepared Liquid Medium	LQ089X	Peptone Water	Low risk	04/07/2018
RPM- Ready Prepared Liquid Medium	LQ093	Cooked M Medium w/ Glucose, Hemin & Vitamin K	Low Risk	20/12/2012
RPM- HiSafe Blood Culturing System	LQ095	Hartley Broth w/ 0.05% SPS	Low Risk	20/12/2012
RPM- HiSafe Blood Culturing System	LQ095A	Hartley Broth w/ 0.05% SPS	Low Risk	20/12/2012
RPM- Ready Prepared Liquid Medium	LQ104	Rappaport Vassiliadis Salmonella Enrichment Broth	Low Risk	20/12/2012
RPM- Ready Prepared Liquid Medium	LQ104C	Rappaport Vassiliadis Salmonella Enrichment Broth	Low Risk	04/07/2018
RPM- Ready Prepared Liquid Medium	LQ104V	Rappaport Vassiliadis Salmonella Enrichment Broth	Low Risk	20/12/2012
RPM- Ready Prepared Liquid Medium	LQ104XX	Rappaport Vassiliadis Salmonella Enrichment Broth	Low Risk	28/04/2017
RPM- Ready Prepared Liquid Medium	LQ105	Kirchner Medium Base	Low Risk	20/12/2012

RPM- Ready Prepared Dual Media	LQ109	HiCombi™ Dual Performance Trans Isolate Medium	Low risk	20/12/2012
RPM- Ready Prepared Dual Media	LQ109R	HiCombi™ Dual Performance Trans Isolate Medium	Low risk	10/11/2020
RPM- Ready Prepared Liquid Medium	LQ126	Urea Indole Medium	Low risk	04/07/2018
RPM- Ready Prepared Liquid Medium	LQ129	Sabouraud's Dextrose Broth	Low risk	04/07/2018
RPM- Ready Prepared Liquid Medium	LQ129V	Sabouraud's Dextrose Broth	Low risk	25/08/2016
RPM- Ready Prepared Liquid Medium	LQ132	Campylo Thioglycollate Broth w/Selective Supplement	Low Risk	20/12/2012
RPM- Ready Prepared Liquid Medium	LQ134	L Broth	Low Risk	20/12/2012
RPM- Ready Prepared Liquid Medium	LQ146	Mannitol Selenite Broth	Low risk	20/12/2012
RPM- Ready Prepared Liquid Medium	LQ157	GN Broth, Hajna	Low risk	20/12/2012
RPM- Ready Prepared Liquid Medium	LQ159	Hayflick Medium	Low risk	20/12/2012
RPM- Ready Prepared Liquid Medium	LQ170	Selective Enrichment Medium For Group B	Low risk	25/08/2016
RPM- Ready Prepared Liquid Medium	LQ180V	Brucella Broth	Low risk	20/12/2012
RPM- Ready Prepared Liquid Medium	LQ181V	Mannitol Salt Broth	Low risk	20/12/2012
RPM- Ready Prepared Liquid Medium	LQ182V	Mueller Hinton Broth	Low risk	20/12/2012
RPM- Ready Prepared Liquid Medium	LQ296X	Hugh Leifson Medium	Low risk	10/11/2020
RPM- HiSafe Blood Culturing System	LQ188	HiCombi™ Dual Performance Fungal Medium, Modified	Low risk	20/12/2012
RPM- HiSafe Blood Culturing System	LQ208	Eugonic LT100 Broth	Low Risk	22/04/2019
RPM- Ready Prepared Liquid Medium	LQ208L	Eugonic LT100 Broth	Low risk	28/04/2017
RPM- Ready Prepared Liquid Medium	LQ208CCL	Eugonic LT100 Broth	Low risk	28/04/2017

RPM- Ready Prepared Liquid Medium	LQ210C	BHI Broth	Low risk	20/12/2012
RPM- Ready Prepared Liquid Medium	LQ210D	BHI Broth	Low risk	20/12/2012
RPM- Ready Prepared Dual Media	LQ241	HiCombi Trans Isolate Medium	Low risk	28/04/2017
RPM- Ready Prepared Liquid Medium	LQ246CCL	Sauton's Fluid Medium Base	Low risk	16/12/2017
RPM- Ready Prepared Liquid Medium	LQ314II	HiMiC™ Diluent	Low risk	10/11/2020
RPM- Ready Prepared Liquid Medium	LQ319V	Thioglycollate Medium with Hemin & Vitamin K	Low risk	17/06/2021
RPM- Ready Prepared Liquid Medium	LQ319VIII	Thioglycollate Medium with Hemin & Vitamin K	Low risk	17/06/2021
RPM- Ready Prepared Liquid Medium	LQ089CCLR	Peptone Water	Low risk	17/06/2021
RPM -Ready Prepared Plates	MP001	Nutrient Agar Plate	Low Risk	20/12/2012
RPM -Ready Prepared Plates	MP001L	Nutrient Agar Plate (150mm plate)	Low Risk	20/12/2012
RPM -Ready Prepared Plates	MP015	Hoyles Media Plate with supplements.	Low Risk	20/12/2012
RPM -Ready Prepared Plates	MP016	Brilliant Green Agar, Modified Plate	Low Risk	30/10/2018
RPM -Ready Prepared Plates	MP022	EMB Agar, Levine Plate	Low Risk	20/12/2012
RPM -Ready Prepared Plates	MP023	Vogel Johnson Agar Plate (V.J. Agar Plate)	Low Risk	22/04/2019
RPM -Ready Prepared Plates	MP024	Cetrimide Agar Plate	Low Risk	20/12/2012
RPM -Ready Prepared Plates	MP029	Endo Agar Plate	Low Risk	20/12/2012
RPM -Ready Prepared Plates	MP031	Xylose Lysine Deoxycholate Agar (XLD Agar) Plate	Low risk	20/12/2012
RPM -Ready Prepared Plates	MP043	Baird Parker Agar Plate	Low risk	25/08/2016
RPM -Ready Prepared Plates	MP043L	Baird Parker Agar Plate	Low risk	04/07/2018
RPM -Ready Prepared Plates	MP043M	Baird Parker Agar Plate (150mm)	Low risk	16/12/2017
RPM -Ready Prepared Plates	MP049	Violet Red Bile Agar Plate	Low risk	16/12/2017
RPM -Ready Prepared Plates	MP063	Sabouraud Dextrose Agar Plate	Low Risk	20/12/2012
RPM -Ready Prepared Plates	MP063L	Sabouraud Dextrose Agar Plate (150 mm plate)	Low Risk	20/12/2012

RPM -Ready Prepared Plates	MP063M	Sabouraud Dextrose Agar Plate (120 mm plate)	Low Risk	20/12/2012
RPM -Ready Prepared Plates	MP065	Deoxycholate Citrate Agar Plate	Low Risk	30/10/2018
RPM -Ready Prepared Plates	MP073	Blood Agar Plate	Low risk	10/11/2020
RPM -Ready Prepared Plates	MP074	Brucella Agar Plate	Low Risk	22/04/2019
RPM -Ready Prepared Plates	MP081	MacConkey Agar w/ 0.15% Bile Salts, CV and NaCl Plate	Low risk	20/12/2012
RPM -Ready Prepared Plates	MP081XL	MacConkey Agar w/ 0.15% Bile Salts, CV and NaCl Plate (200mm plate)	Low risk	20/12/2012
RPM -Ready Prepared Plates	MP082	MacConkey Agar w/o CV, NaCl w/ 0.5% Sodium Taurocholate Plate	Low risk	20/12/2012
RPM -Ready Prepared Plates	MP091	Plate Count Agar Plate	Low risk	16/12/2017
RPM -Ready Prepared Plates	MP103	Chocolate Agar Plate	Low Risk	20/12/2012
RPM -Ready Prepared Plates	MP108	SS Agar (Salmonella Shigella Agar) Plate	Low risk	20/12/2012
RPM -Ready Prepared Plates	MP1032	SS Agar Plate, Modified (Salmonella Shigella Agar Plate, Modified)	Low risk	10/11/2020
RPM -Ready Prepared Plates	MP1039	Brucella Agar Plate with Hemin & Vitamin K1	Low Risk	20/12/2012
RPM -Ready Prepared Plates	MP1057	G. vaginalis Selective Agar Plate	Low Risk	30/10/2018
RPM -Ready Prepared Plates	MP1067	Sabouraud Chloramphenicol Agar Plate	Low Risk	20/12/2012
RPM -Ready Prepared Plates	MP1084	Mueller Hinton Agar No. 2 Plate	Low Risk	20/12/2012
RPM -Ready Prepared Plates	MP1084HB	Mueller Hinton Agar No.2 Plate w/ Horse Blood	Low risk	10/11/2020
RPM -Ready Prepared Plates	MP1084SB	Mueller Hinton Agar No.2 Plate w/ Sheep Blood	Low risk	10/11/2020
RPM -Ready Prepared Plates	MP1139	Modified MYP Agar Plate	Low risk	10/11/2020
RPM -Ready Prepared Plates	MP118	Mannitol Salt Agar Plate	Low Risk	20/12/2012
RPM -Ready Prepared Plates	MP1259	Haemophilus Test Agar Plate	Low Risk	30/10/2018
RPM -Ready Prepared Plates	MP1260	Tellurite Blood Agar Plate	Low Risk	20/12/2012
RPM -Ready Prepared Plates	MP1295	HiCrome™ E.coli Agar Plate	Low risk	10/11/2020
RPM -Ready Prepared Plates	MP1297A	HiCrome™™ Candida Differential Agar Plate	Low Risk	20/12/2012
RPM -Ready Prepared Plates	MP1301	Sheep Blood Agar Plate	Low risk	20/12/2012
RPM -Ready Prepared Plates	MP1301C	Sheep Blood Agar Plate (Individually Packed)	Low risk	28/04/2017
RPM -Ready Prepared Plates	MP1301M	Sheep Blood Agar Plate	Low risk	04/07/2018
RPM -Ready Prepared Plates	MP1345	Anaerobic Blood Agar Plate w/Neomycin	Low risk	30/10/2018

RPM -Ready Prepared Plates	MP1353	HiCrome™ UTI Agar Plate	Low risk	20/12/2012
RPM -Ready Prepared Plates	MP137	Malt Extract Agar Plate	Low risk	30/10/2018
RPM -Ready Prepared Plates	MP144	Columbia 5% Sheep Blood Agar Plate	Low risk	20/12/2012
RPM -Ready Prepared Plates	MP1418	HiCrome™ UTI Agar Plate, Modified	Low risk	10/11/2020
RPM -Ready Prepared Plates	MP1454	Oxacillin Resistant Screening Agar Plate	Low Risk	20/12/2012
RPM -Ready Prepared Plates	MP1540I	HiCrome™ Listeria Ottaviani Agosti Agar Plate	Low Risk	17/06/2021
RPM -Ready Prepared Plates	MP1548	Chocolate No. 2 Agar Plate	Low risk	10/11/2020
RPM -Ready Prepared Plates	MP1594	MeReSa Agar Plate	Low Risk	30/10/2018
RPM -Ready Prepared Plates	MP160	DCLS Agar Plate	Low Risk	30/10/2018
RPM -Ready Prepared Plates	MP1600	HiCrome™ Universal Agar Plate	Low Risk	20/12/2012
RPM -Ready Prepared Plates	MP1640	Burkholderia Cepacia Agar Plate	Low Risk	04/07/2018
RPM -Ready Prepared Plates	MP1674	HiCrome™ MeReSa Agar Plate	Low Risk	20/12/2012
RPM -Ready Prepared Plates	MP1682	HiCrome™ Vibrio Agar Plate	Low Risk	17/06/2021
RPM -Ready Prepared Plates	MP1702	MacConkey Agar RS Plate	Low Risk	30/10/2018
RPM -Ready Prepared Plates	MP173	Mueller Hinton Agar Plate	Low Risk	20/12/2012
RPM -Ready Prepared Plates	MP173C	Mueller Hinton Agar Plate (100 mm Plate)	Low Risk	20/12/2012
RPM -Ready Prepared Plates	MP173L	Mueller Hinton Agar Plate (150mm plate)	Low Risk	20/12/2012
RPM -Ready Prepared Plates	MP173M	Mueller Hinton Agar Plate (120mm plate)	Low Risk	20/12/2012
RPM -Ready Prepared Plates	MP173XL	Mueller Hinton Agar Plate (200mm plate)	Low Risk	20/12/2012
RPM -Ready Prepared Plates	MP173SP	Mueller Hinton Agar Plate (150 mm scored plate)	Low Risk	20/12/2012
RPM -Ready Prepared Plates	MP175	Bordet Gengou Agar Plate w/15% Sheep blood	Low Risk	25/08/2016
RPM -Ready Prepared Plates	MP175SB	Bordet Gengou Agar Plate with 25% Sheep Blood	Low Risk	20/12/2012
RPM -Ready Prepared Plates	MP1763	VRE Agar Plate	Low Risk	30/10/2018
RPM -Ready Prepared Plates	MP180	Lead Acetate Agar Plate	Low risk	20/12/2012
RPM -Ready Prepared Plates	MP1806	Mueller Hinton Agar plate w/ 5% Sheep Blood	Low Risk	20/12/2012
RPM -Ready Prepared Plates	MP1806M	Mueller Hinton Agar plate w/ 5% Sheep Blood	Low Risk	04/07/2018
RPM -Ready Prepared Plates	MP1811	OFBL Agar Plate (Oxidation Fermentation Polymyxin Bacitracin Lactose Agar Plate)	Low risk	10/11/2020

RPM -Ready Prepared Plates	MP1825	Mueller Hinton Agar Plate with 2% Glucose w/Methylene Blue	Low Risk	20/12/2012
RPM -Ready Prepared Plates	MP1829	HiCrome™ ESBL Agar Plate	Low Risk	30/10/2018
RPM -Ready Prepared Plates	MP1831	HiCrome™ KPC Agar Plate	Low Risk	28/04/2017
RPM -Ready Prepared Plates	MP1837	HiCrome™ Staph Agar Plate, Modified	Low Risk	28/04/2017
RPM -Ready Prepared Plates	MP1858	Bifidobacterium Agar Modified Plate	Low Risk	20/12/2012
RPM -Ready Prepared Plates	MP188	D.T.M Agar Plate	Low Risk	30/10/2018
RPM -Ready Prepared Plates	MP1832	HiCrome™ Coliform Agar Plate, Modified	Low risk	10/11/2020
RPM -Ready Prepared Plates	MP1925	HiCrome™ VRE Agar Plate	Low Risk	30/10/2018
RPM -Ready Prepared Plates	MP1938	HiCrome™ Acinetobacter Agar Plate	Low Risk	16/12/2017
RPM -Ready Prepared Plates	MP1947	Enriched Tryptone Soya Agar Plate (ETSA)	Low risk	20/12/2012
RPM -Ready Prepared Plates	MP1948	Tryptone Soya Serum Bacitracin Vancomycin Agar (TSBV)	Low risk	20/12/2012
RPM -Ready Prepared Plates	MP1949	Tryptone Soya Agar w/ Hemin & Menadione	Low risk	20/12/2012
RPM -Ready Prepared Plates	MP1966	HiCrome™ Strep B Selective Agar Plate	Low risk	30/10/2018
RPM -Ready Prepared Plates	MP1974	HiCrome™ Rapid MRSA Agar Plate	Low risk	25/08/2016
RPM -Ready Prepared Plates	MP2062I	HiCrome™ Cronobacter Isolation Agar Plate (CCI Agar Plate)	Low risk	17/06/2021
RPM -Ready Prepared Plates	MP2085	Martin Lewin Agar	Low risk	30/10/2018
RPM -Ready Prepared Plates	MP2089	Burkholderia cepacia Selective Agar Plate	Low risk	10/11/2020
RPM -Ready Prepared Plates	MP211	BHI Agar Plate	Low risk	20/12/2012
RPM -Ready Prepared Plates	MP2116	HiCrome™ Salmoconfirm Selective Agar Plate	Low risk	17/06/2021
RPM -Ready Prepared Plates	MP217	Bi.G.G.Y. Agar Plate (Nickerson Agar Plate)	Low risk	20/12/2012
RPM -Ready Prepared Plates	MP291	Schaedler Agar Plate	Low risk	16/12/2017
RPM -Ready Prepared Plates	MP1296	HiCrome™ Salmonella Agar Plate	Low risk	30/10/2018
RPM -Ready Prepared Plates	MP298	MacConkey Sorbitol Agar Plate	Low risk	16/12/2017
RPM -Ready Prepared Plates	MP317	EMB Agar Plate	Low risk	20/12/2012
RPM -Ready Prepared Plates	MP406	Pseudomonas Isolation Agar Plate	Low risk	30/10/2018
RPM -Ready Prepared Plates	MP413	Thayer Martin Agar Plate w/VCNT	Low risk	16/12/2017
RPM -Ready Prepared Plates	MP467	Hektoen Enteric Agar Plate	Low risk	04/07/2018

RPM -Ready Prepared Plates	MP491	Anaerobic Agar (Brewer) Plate	Low risk	04/07/2018
RPM -Ready Prepared Plates	MP540	Phenylethyl Blood Agar Plate w/ 5% Sheep Blood	Low risk	25/08/2016
RPM -Ready Prepared Plates	MP5269	Modified Nickerson Medium	Low risk	30/10/2018
RPM -Ready Prepared Plates	MP5208	CNA Agar Plate with 5% Sheep Blood	Low Risk	20/12/2012
RPM -Ready Prepared Plates	MP5304	Blood agar Plate w/5mg/l Gentamicin	Low risk	25/08/2016
RPM -Ready Prepared Plates	MP5316	Chocolate Agar Plate w/ 5% Sheep Blood	Low risk	28/04/2017
RPM -Ready Prepared Plates	MP5332	Sabouraud Dextrose Agar Plate w/Chloramphenicol & gentamicin	Low risk	04/07/2018
RPM -Ready Prepared Plates	MP5333	Chocolate Agar Plate w/ Bacitracin	Low risk	04/07/2018
RPM -Ready Prepared Plates	MP5334	Sabouraud Dextrose Agar plate w/Penicillin & Streptomycin	Low risk	04/07/2018
RPM -Ready Prepared Plates	MP5339	Regan Lowe Agar Plate (Charcoal Blood Plate w/Cephalexin)	Low risk	16/12/2017
RPM -Ready Prepared Plates	MP5340	Bordet Gengou Blood Agar Plate w/Cephalexin	Low risk	16/12/2017
RPM -Ready Prepared Plates	MP5380	BHI Agar Plate w/ Blood	Low risk	30/10/2018
RPM -Ready Prepared Plates	MP5381	BHI Agar Plate w/ Vancomycin	Low risk	30/10/2018
RPM -Ready Prepared Plates	MP5382	BHI Blood agar plate w/ Vancomycin	Low risk	30/10/2018
RPM -Ready Prepared Plates	MP5383	BCYE Selective Agar Plate	Low risk	30/10/2018
RPM -Ready Prepared Plates	MP5384	GBS Agar	Low risk	30/10/2018
RPM -Ready Prepared Plates	MP5386	Sabouraud Dextrose Agar Plate w/Gentamicin	Low risk	30/10/2018
RPM -Ready Prepared Plates	MP5387	Sabouraud Dextrose Agar Plate w/ Cycloheximide	Low risk	30/10/2018
RPM -Ready Prepared Plates	MP5389	Mueller Hinton Agar Plate w/ 2% NaCL	Low risk	30/10/2018
RPM -Ready Prepared Plates	MP5390	Helicobacter Pylori Selective Agar	Low risk	30/10/2018
RPM -Ready Prepared Plates	MP5476	Mucormycosis Selective Agar Plate	Low risk	10/06/2021
RPM -Ready Prepared Plates	MP5477	Candida Selective Agar Plate	Low risk	10/06/2021
RPM -Ready Prepared Plates	MP511	Middlebrook 7H11 Agar w/TCH	Low risk	04/07/2018
RPM -Ready Prepared Plates	MP5426	Middlebrook 7H11 Agar w/ PANTA supplement	Low risk	10/11/2020
RPM -Ready Prepared Plates	MP616	Tergitol-7 Agar Plate	Low risk	25/08/2016
RPM -Ready Prepared Plates	MP641	MRS Agar Plate	Low risk	28/04/2017
RPM -Ready Prepared Plates	MP636C	MYP Agar Plate (100mm plate)	Low risk	10/11/2020

RPM -Ready Prepared Plates	MP641-I	MRS Agar w/ 10 ppm cycloheximide	Low risk	28/04/2017
RPM -Ready Prepared Plates	MP664	Sabouraud Dextrose Agar Plate w/Chloramphenicol (50mg/L) and Cycloheximide 500mg/L	Low Risk	20/12/2012
RPM -Ready Prepared Plates	MP792	CLED Agar w/ Bromothymol Blue Plate	Low risk	20/12/2012
RPM -Ready Prepared Plates	MP805	Bacteroides Bile Esculin Agar Plate	Low risk	25/08/2016
RPM -Ready Prepared Plates	MP813I	BCYE Agar Plate	Low risk	30/10/2018
RPM -Ready Prepared Plates	MP843	Yersinia Selective Agar Plate	Low risk	30/10/2018
RPM -Ready Prepared Plates	MP870	TCBS Agar Plate	Low risk	25/08/2016
RPM -Ready Prepared Plates	MP975A	Anaerobic Blood Agar Plate	Low risk	25/08/2016
RPM -Ready Prepared Plates	MP994	Campylobacter Agar Plate	Low risk	20/12/2012
RPM -Ready Prepared Plates	MPV081	MacConkey HiVeg™ Agar Plate w/ CV, NaCl, 0.003% NR and 1.5% Agar Plate	Low risk	10/11/2020
RPM -Ready Prepared Plates	MPV173	Mueller Hinton HiVeg™ Agar Plate	Low risk	10/11/2020
RPM -Ready Prepared Plates	QP001	Middlebrooke 7H11 Agar Plate	Low risk	04/07/2018
RPM- Transport Medium w/ swabs	MQ651P	HiCulture™ Transport Swabs w/ Amies Medium w/ Charcoal	Low risk	20/12/2012
RPM- Transport Medium w/ swabs	MQ5203P	HiCulture™ Transport Swab w/ Enteric Pathogen Transport Medium	Low risk	20/12/2012
RPM- Transport Medium w/ swabs	MQ306P	HiCulture™ Transport Swabs w/ Stuart Transport Medium	Low risk	20/12/2012
RPM- Viral Transport Medium w/ swabs	AL167	HiViral Transport Medium	Low risk	20/12/2012
RPM- Viral Transport Medium w/ swabs	MS052A	HiCulture™ Transport Swabs w/Selenite Medium (A)	Low risk	25/08/2016
RPM- Viral Transport Medium w/ swabs	MS316	HiCulture™ Transport Swabs w/CVTR Medium	Low risk	20/12/2012
RPM- Viral Transport Medium w/ swabs	MS316S	HiCulture™ Transport Swabs w/CVTR Medium	Low risk	10/11/2020
RPM- Viral Transport Medium w/ swabs	MS316SR	HiCulture™ Transport Swabs w/CVTR Medium w/metal stick	Low risk	10/11/2020
RPM- Viral Transport Medium w/ swabs	MS316A	HiCulture™ Transport Swabs w/CVTR Medium,Modified	Low risk	25/08/2016
RPM- Viral Transport Medium w/ swabs	MS1145	HiCulture™ Listeria Isolation and Transport Swabs	Low risk	20/12/2012
RPM- Viral Transport Medium w/ swabs	MS1145R	HiCulture™ Listeria Isolation and Transport Swabs	Low risk	10/11/2020



RPM- Viral Transport Medium w/ swabs	MS1145S	HiCulture™ Listeria Isolation and Transport Swabs with metal stick	Low risk	20/12/2012
RPM- Transport Medium w/ swabs	MS1514	Hiculture™ Transport swabs w/Modified Campylobacter Thioglycollate Medium	Low risk	25/08/2016
RPM- Transport Medium w/ swabs	MS1514R	Hiculture™ Transport swabs w/Modified Campylobacter Thioglycollate Medium in polystyrene tube	Low risk	10/11/2020
RPM- Transport Medium w/ swabs	MS1557	Hiculture™ Transport swabs w/BHI broth for H.pylori	Low risk	25/08/2016
RPM- Transport Medium w/ swabs	MS1759	Hiculture™ Transport swabs	Low risk	25/08/2016
RPM- Transport Medium w/ swabs	MS2016A	HiCulture™ Transport Swabs w/ Soyabean Casein Digest Medium w/6.5% NaCL	Low risk	25/08/2016
RPM- Transport Medium w/ swabs	MS2016B	HiCulture™ Transport Swabs w/ Soyabean Casein Digest Medium w/6.5% NaCL	Low risk	25/08/2016
RPM- Transport Medium w/ swabs	MS202	HiCulture™ Transport Swabs w/ Cary Blair Medium	Low risk	20/12/2012
RPM- Transport Medium w/ swabs	MS202A	HiCulture™ Transport Swabs w/ Cary Blair Medium (A)	Low risk	20/12/2012
RPM- Transport Medium w/ swabs	MS202R	HiCulture™ Transport Swabs w/ Cary Blair Medium in polystyrene tube	Low risk	10/11/2020
RPM- Transport Medium w/ swabs	MS202S	HiCulture™ Transport Swabs w/ Cary Blair Medium with metal stick	Low risk	20/12/2012
RPM- Transport Medium w/ swabs	MS2055	HiCulture™ Transport Medium for Helicobacter pylori	Low risk	28/04/2017
RPM- Transport Medium w/ swabs	MS2127	HiCulture™ Transport Swab w/ Todd Hewitt Broth w/Colistin & Nalidixic Acid	Low risk	10/11/2020
RPM- Transport Medium w/ swabs	MS306	HiCulture™ Transport Swabs w/ Stuart Transport Medium	Low risk	20/12/2012
RPM- Transport Medium w/ swabs	MS306R	HiCulture™ Transport Swabs w/ Stuart Transport Medium	Low risk	10/11/2020
RPM- Transport Medium w/ swabs	MS306S	HiCulture™ Transport Swabs w/ Stuart Transport Medium with metal stick	Low risk	20/12/2012
RPM- Transport Medium w/ swabs	MS5002	HiCulture™ Transport Swabs w/ 0.85% Sodium chloride and 0.1% Buffered Ppetone Water in polystyrene tube	Low risk	04/07/2018
RPM- Transport Medium w/ swabs	MS5215	HiViral™ Transport Medium for Cloacal Samples	Low risk	25/08/2016
RPM- Transport Medium w/ swabs	MS5296	HiCulture™ Skim Milk Tryptone Glucose Glycerin Medium swabs	Low risk	25/08/2016
RPM- Transport Medium w/ swabs	MS5321	HiCulture Sterile swabs w/ 0.9% Saline	Low risk	22/04/2019
RPM- Transport Medium w/ swabs	MS651	HiCulture™ Transport Swabs w/ Amies Medium w/ Charcoal	Low risk	20/12/2012
RPM- Transport Medium w/ swabs	MS651R	HiCulture™ Transport Swabs w/ Amies Medium w/ Charcoal in polystyrene tube	Low risk	10/11/2020
RPM- Transport Medium w/ swabs	MS651S	HiCulture™ Transport Swabs w/ Amies Medium w/ Charcoal with metal stick	Low risk	20/12/2012
RPM- Transport Medium w/ swabs	MS651SR	HiCulture™ Transport Swabs w/ Amies Medium w/ Charcoal with metal stick	Low risk	10/11/2020
RPM- Transport Medium w/ swabs	MS684	HiCulture™ Transport Swabs w/ Amies Medium w/o Charcoal	Low risk	20/12/2012
RPM- Transport Medium w/ swabs	MS684R	HiCulture™ Transport Swabs w/ Amies Medium w/o Charcoal in polystyrene tube	Low risk	10/11/2020
RPM- Transport Medium w/ swabs	MS684A	HiCulture™ Transport Swabs w/ Amies Medium (A)	Low risk	25/08/2016

RPM- Transport Medium w/ swabs	MS684B	HiCulture™ Transport Swabs w/ Amies Medium (B)	Low risk	25/08/2016
RPM- Transport Medium w/ swabs	MS684C	HiCulture™ Transport Swabs w/ Amies Medium (C)	Low risk	25/08/2016
RPM- Transport Medium w/ swabs	MS684D	HiCulture™ Transport Swabs w/ Amies Medium (D)	Low risk	25/08/2016
RPM- Transport Medium w/ swabs	MS684S	HiCulture™ Transport Swabs w/ Amies Medium w/o Charcoal with metal stick	Low risk	20/12/2012
RPM- Transport Medium w/ swabs	MS010	HiCulture™ Transport Swabs w/ Alternative Thioglycollate Medium	Low risk	20/12/2012
RPM- Transport Medium w/ swabs	MS010R	HiCulture™ Transport Swabs w/ Alternative Thioglycollate Medium in polystyrene tube	Low risk	10/11/2020
RPM- Transport Medium w/ swabs	MS010S	HiCulture™ Transport Swabs w/ Alternative Thioglycollate Medium with metal stick	Low risk	20/12/2012
RPM- Transport Medium w/ swabs	MS113	HiCulture™ Transport Swabs w/ Chlamyospore Medium	Low risk	20/12/2012
RPM- Transport Medium w/ swabs	MS113R	HiCulture™ Transport Swabs w/ Chlamyospore Medium in polystyrene tube	Low risk	10/11/2020
RPM- Transport Medium w/ swabs	MS113S	HiCulture™ Transport Swabs w/ Chlamyospore Medium with metal stick	Low risk	20/12/2012
RPM- Transport Medium w/ swabs	MS198S	HiCulture™ Transport Swab w/ Middlebrook 7H9 Broth w/metal stick	Low risk	20/12/2012
RPM- Transport Medium w/ swabs	MS5478	HiFungal Transport medium w/ Swab	Low risk	10/06/2021
RPM- Ready Prepared Medium	MT001	Modified Middlebrook 7H9 Broth with Indicator	Low risk	20/12/2012
RPM- L.J.Medium Slants	SL001	L.J. Medium Slant	Low risk	20/12/2012
RPM- L.J.Medium Slants	SL001H	L.J. Medium in glass bottle	Low risk	04/07/2018
RPM- L.J.Medium Slants	SL001B	L.J. Medium Slant	Low risk	20/12/2012
RPM- L.J.Medium Slants	SL001L	L.J. Medium Slant in long tube	Low risk	20/12/2012
RPM- L.J.Medium Slants	SL001LD	L.J. Medium Slant (in long tube)	Low risk	20/12/2012
RPM- L.J.Medium Slants	SL001M	L.J.Medium Slant (In Medium Length tube)	Low risk	20/12/2012
RPM- L.J.Medium Slants	SL001T	L.J. Medium Slant in thick glass bottles	Low risk	20/12/2012
RPM- L.J.Medium Slants	SL001X	L.J. Medium Slant	Low risk	17/06/2021
RPM- L.J.Medium Slants	SL002	L.J.Medium Kit	Low risk	20/12/2012
RPM- L.J.Medium Slants	SL003	L.J.Medium Plus Kit	Low risk	20/12/2012
RPM- L.J.Medium Slants	SL004	L.J.Medium w/ Pyruvate	Low risk	20/12/2012
RPM- L.J.Medium Slants	SL004L	L.J.Medium w/ Pyruvate (0.2%)	Low risk	20/12/2012
RPM- L.J.Medium Slants	SL005	L.J.Medium w/ Streptomycin (4 mcg/ml)	Low risk	20/12/2012
RPM- L.J.Medium Slants	SL005L	L.J.Medium w/Streptomycin (4 mcg / ml)	Low risk	20/12/2012

RPM- L.J.Medium Slants	SL006	L.J.Medium w/ INH	Low risk	20/12/2012
RPM- L.J.Medium Slants	SL007	L.J.Medium Slant w/ Rifampicin (40µg/ml)	Low risk	20/12/2012
RPM- L.J.Medium Slants	SL008	Acid Egg Medium Slant	Low risk	20/12/2012
RPM- L.J.Medium Slants	SL009	Acid Egg Medium Slant w/ pyruvate	Low risk	20/12/2012
RPM- L.J.Medium Slants	SL010	Modified L. J. Medium Plus Kit	Low risk	20/12/2012
RPM- L.J.Medium Slants	SL011	L.J. Medium Slant w/ Ciprofloxacin	Low risk	20/12/2012
RPM- L.J.Medium Slants	SL011L	L.J. Medium Slant w/ Ciprofloxacin (12.5 mcg/ml)	Low risk	20/12/2012
RPM- L.J.Medium Slants	SL012	L.J. Medium Slant w/ Amikacin	Low risk	20/12/2012
RPM- L.J.Medium Slants	SL013	L.J. Medium Slant w/ Clarithromycin	Low risk	20/12/2012
RPM- L.J.Medium Slants	SL014	L.J. Medium Slant w/Ethionamide (20µg/ml)	Low risk	20/12/2012
RPM- L.J.Medium Slants	SL015	L.J. Medium Slant w/Rifabutin (0.5 µg/ml)	Low risk	20/12/2012
RPM- L.J.Medium Slants	SL016	L. J. Medium Plus Kit w/ kanamycin µg/ml)	Low risk	20/12/2012
RPM- L.J.Medium Slants	SL017	L.J. Medium Slant w/ D-Cycloserine (30 µg/ml)	Low risk	20/12/2012
RPM- L.J.Medium Slants	SL017L	L.J. Medium Slant w/ D-Cycloserine (30 µg/ml)	Low risk	20/12/2012
RPM- L.J.Medium Slants	SL018	L.J.Medium w/Pyrazinamide of pH 5.5	Low risk	20/12/2012
RPM- L.J.Medium Slants	SL018L	L.J. Medium Slant w/ Pyrazinamide pH 5.5	Low risk	20/12/2012
RPM- L.J.Medium Slants	SL019	L.M. Slant (Loeffler Medium)	Low risk	20/12/2012
RPM- L.J.Medium Slants	SL020	L.J. Medium w/TCH	Low risk	20/12/2012
RPM- L.J.Medium Slants	SL021	L.J. Medium Slant w/ p-Nitrobenzoic acid (500 µg/ml)	Low risk	20/12/2012
RPM- L.J.Medium Slants	SL021L	L.J. Medium Slant w/ p-Nitrobenzoic acid	Low risk	20/12/2012
RPM- L.J.Medium Slants	SL022	L.J. Medium Slant w/o Glycerol	Low risk	20/12/2012
RPM- L.J.Medium Slants	SL023	Tuberculosis First Line Kit (Total 7 slants)	Low risk	20/12/2012
RPM- L.J.Medium Slants	SL023L	Tuberculosis First Line Kit (Total 7 slants)	Low risk	20/12/2012
RPM- L.J.Medium Slants	SL023LD	Tuberculosis First Line Kit (Total 7slants)	Low risk	20/12/2012
RPM- L.J.Medium Slants	SL023R	Tuberculosis First Line Kit (Total 7 slants)	Low risk	20/12/2012
RPM- L.J.Medium Slants	SL024	Tuberculosis Second Line Kit (Total 10 slants)	Low risk	20/12/2012
RPM- L.J.Medium Slants	SL024L	Tuberculosis Second Line Kit (Total 10 slants)	Low risk	20/12/2012

RPM- L.J.Medium Slants	SL024LD	Tuberculosis Second Line Kit (Total 10 slants)	Low risk	20/12/2012
RPM- L.J.Medium Slants	SL024R	Tuberculosis Second Line Kit (Total 8 slants)	Low risk	20/12/2012
RPM- L.J.Medium Slants	SL025	Dorset Egg Medium Slant	Low risk	20/12/2012
RPM- L.J.Medium Slants	SL026	L.J. Medium Slant w/Streptomycin (5mcg)	Low risk	20/12/2012
RPM- L.J.Medium Slants	SL027	L.J. Medium Slant w/Ethambutol (2mcg)	Low risk	20/12/2012
RPM- L.J.Medium Slants	SL029	L.J. Medium Slant w/P-Amino Salicylic acid	Low risk	20/12/2012
RPM- L.J.Medium Slants	SL029L	L.J. Medium Slant w/ p-Aminosalicylic acid	Low risk	20/12/2012
RPM- Ready Prepared Slants	SL031	Dermatophyte Test Medium Slant	Low risk	20/12/2012
RPM- Ready Prepared Slants	SL032	Kligler Iron Agar Slant	Low risk	20/12/2012
RPM- Ready Prepared Slants	SL033	Motility Indole Lysine Agar Slant	Low risk	20/12/2012
RPM- Ready Prepared Slants	SL034	Simmons Citrate Agar Slant	Low risk	20/12/2012
RPM- Ready Prepared Slants	SL034T	Simmon Citrate Agar Slant in long tubes	Low risk	20/12/2012
RPM- Ready Prepared Slants	SL035	Urea Agar Slant	Low risk	20/12/2012
RPM- Ready Prepared Slants	SL035T	Urea Agar Slant in Tube	Low risk	20/12/2012
RPM- Ready Prepared Slants	SL036	Sabouraud Dextrose Agar Slant	Low risk	20/12/2012
RPM- Ready Prepared Slants	SL036L	Sabouraud Dextrose Agar Slant	Low risk	08/12/2017
RPM- L.J.Medium Slants	SL037	Tuberculosis First Line Plus Kit (Total 9 slants)	Low risk	20/12/2012
RPM- L.J.Medium Slants	SL037R	Tuberculosis First Line Plus Kit (9 slants)	Low risk	20/12/2012
RPM- L.J.Medium Slants	SL038	Tuberculosis Second Line Plus Kit (Total 11 slants)	Low risk	20/12/2012
RPM- L.J.Medium Slants	SL038R	Tuberculosis Second Line Plus Kit (11 slants)	Low risk	20/12/2012
RPM- L.J.Medium Slants	SL038U	Lowenstein - Jensen Medium Slant with tu	Low risk	20/12/2012
RPM- L.J.Medium Slants	SL040	L.J. Medium Slant w/ Moxifloxacin	Low risk	20/12/2012
RPM- Ready Prepared Slants	SL041	Gelatin Agar Slant	Low risk	20/12/2012
RPM- Ready Prepared Slants	SL042	MIU Medium Slant	Low risk	20/12/2012
RPM- Ready Prepared Slants	SL043	Nitrate Agar Slant	Low risk	20/12/2012
RPM- Ready Prepared Slants	SL044	Phenyl Alanine Agar Slant	Low risk	20/12/2012
RPM- Ready Prepared Slants	SL045	Triple Sugar Iron Agar Slant	Low risk	20/12/2012

RPM- Ready Prepared Slants	SL045T	Triple Sugar Iron Agar Slant in Tube	Low risk	20/12/2012
RPM- L.J.Medium Slants	SL047	L.J.Medium Slant w/ Ethambutol (2µg/ml)	Low risk	20/12/2012
RPM- L.J.Medium Slants	SL049	L.J. Medium Slant w/ Ofloxacin (2 µg/ml)	Low risk	20/12/2012
RPM- L.J.Medium Slants	SL049L	L.J Medium Slant w/ Ofloxacin (2µg/ml) (long tube)	Low risk	20/12/2012
RPM- L.J.Medium Slants	SL055L	L.J.Medium Slant w/ Isoniazide (0.2 mcg/ml)	Low risk	20/12/2012
RPM- L.J.Medium Slants	SL061	L.J. Medium Slant w/ Pyrazinamide (50 µg/ml)	Low risk	20/12/2012
RPM- L.J.Medium Slants	SL066	L.J. Medium Slant w/ Capreomycin (20 µg/ml)	Low risk	20/12/2012
RPM- L.J.Medium Slants	SL067	L.J. Medium Slant w/ Capreomycin (40 µg/ml)	Low risk	20/12/2012
RPM- L.J.Medium Slants	SL067L	L.J Medium Slant w/ Capreomycin (40 µg/ml) (long tube)	Low risk	20/12/2012
RPM- L.J.Medium Slants	SL067X	L.J Medium Slant w/ Capreomycin (40 µg/ml)	Low risk	17/06/2021
RPM- L.J.Medium Slants	SL070	L.J. Medium Slant w/ D-Cycloserine (40 µg/ml)	Low risk	20/12/2012
RPM- L.J.Medium Slants	SL071	L.J. Medium Slant w/ Ethambutol (4 µg/ml)	Low risk	20/12/2012
RPM- L.J.Medium Slants	SL072	L.J. Medium Slant w/ Ethambutol (5 µg/ml)	Low risk	20/12/2012
RPM- L.J.Medium Slants	SL076	L.J. Medium Slant w/Ethionamide (40µg/ml)	Low risk	20/12/2012
RPM- L.J.Medium Slants	SL078	L.J. Medium Slant w/ Isoniazide (0.2 µg/ml)	Low risk	20/12/2012
RPM- L.J.Medium Slants	SL079	L.J. Medium Slant w/ Isoniazide (5 µg/ml)	Low risk	20/12/2012
RPM- L.J.Medium Slants	SL081	L.J. Medium Slant w/ Kanamycin (20 µg/ml)	Low risk	20/12/2012
RPM- L.J.Medium Slants	SL081L	L.J. Medium Slant w/ Kanamycin (20µg/ml)	Low risk	20/12/2012
RPM- L.J.Medium Slants	SL082	L.J. Medium Slant w/ Kanamycin (30 µg/ml)	Low risk	20/12/2012
RPM- L.J.Medium Slants	SL091	L.J. Medium Slant w/ p-Aminosalicylic acid (0.25 µg/ml)	Low risk	20/12/2012
RPM- L.J.Medium Slants	SL092	L.J. Medium Slant w/ p-Aminosalicylic acid (0.5 µg/ml)	Low risk	20/12/2012
RPM- L.J.Medium Slants	SL092L	L.J. Medium Slant w/ p-Aminosalicylic acid	Low risk	20/12/2012
RPM- L.J.Medium Slants	SL094	L.J. Medium Slant w/ Ciprofloxacin 2µg/ml	Low risk	20/12/2012
RPM- L.J.Medium Slants	SL098	L.J. Medium Slant w/ Pyruvate (0.2%)	Low risk	20/12/2012
RPM- L.J.Medium Slants	SL099	L.J.Medium Slants w/ Isoniazid (0.2 µg/ml)	Low risk	20/12/2012
RPM- L.J.Medium Slants	SL105L	L.J.Medium Slant w/ Rifampicin (20mcg/ml)	Low risk	20/12/2012
RPM- L.J.Medium Slants	SL107	L.J. Medium Slant w/ Rifampicin (50 µg/ml)	Low risk	20/12/2012

RPM- L.J.Medium Slants	SL109	L.J. Medium Slant w/ Streptomycin (8 µg/ml)	Low risk	20/12/2012
RPM- L.J.Medium Slants	SL110	L.J. Medium Slant w/ Streptomycin (25 µg/ml)	Low risk	20/12/2012
RPM- L.J.Medium Slants	SL115	L.J. Medium Slant w/ Pyrazinamide of pH 5.5	Low risk	20/12/2012
RPM- L.J.Medium Slants	SL115L	L.J. Medium Slant w/ Pyrazinamide pH 5.5	Low risk	20/12/2012
RPM- Ready Prepared Slants	SL116	Rapid UTI Diagnostic Slants	Low risk	20/12/2012
RPM- L.J.Medium Slants	SL120L	L.J. Medium Slant pH 5.5	Low risk	20/12/2012
RPM- L.J.Medium Slants	SL121	HiPyrazide glass tube w/ PYZ agar	Low risk	20/12/2012
RPM- L.J.Medium Slants	SL121R	HiPyrazide glass tube w/ PYZ agar	Low risk	10/11/2020
RPM- L.J.Medium Slants	SL122	HiCatalase glass tubes w/ 5ml of L.J. medium	Low risk	20/12/2012
RPM- L.J.Medium Slants	SL122R	HiCatalase glass tubes w/ 5ml of L.J. medium	Low risk	10/11/2020
RPM- L.J.Medium Slants	SL123	Tuberculosis first line plus kit (Modified)	Low risk	20/12/2012
RPM- L.J.Medium Slants	SL124	L.J. Medium slant (Tubes with Aluminium caps)	Low risk	20/12/2012
RPM- L.J.Medium Slants	SL125	L.J. Medium w/Isoniazid (1.0µg/ml) (Tube	Low risk	20/12/2012
RPM- L.J.Medium Slants	SL125L	L.J.Medium Slant w/ Isoniazide (1mcg/ml)	Low risk	20/12/2012
RPM- L.J.Medium Slants	SL125M	L.J.Medium Slant w/ Isoniazid in Maccart	Low risk	20/12/2012
RPM- L.J.Medium Slants	SL125X	L. J. Medium Slant w/ Isoniazide (1µg/ml)	Low risk	17/06/2021
RPM- L.J.Medium Slants	SL126	L.J. Medium w/Rifampicin (40.0µg/ml)	Low risk	20/12/2012
RPM- L.J.Medium Slants	SL126L	L.J.Medium Slant w/ Rifampicin (40mcg/ml)	Low risk	20/12/2012
RPM- L.J.Medium Slants	SL126M	L.J.Medium Slant w/ Rifampicin in Maccar	Low risk	20/12/2012
RPM- L.J.Medium Slants	SL126X	L. J. Medium Slant w/ Rifampicin (40.0 µg/ml)	Low risk	17/06/2021
RPM- L.J.Medium Slants	SL127	L.J. Medium w/Ethambutol (2.0µg/ml)	Low risk	20/12/2012
RPM- L.J.Medium Slants	SL127L	L.J. Medium Slant w/Ethambutol (2µg/ml)	Low risk	20/12/2012
RPM- L.J.Medium Slants	SL127X	L. J. Medium Slant w/ Ethambutol (2.0 µg/ml)	Low risk	17/06/2021
RPM- L.J.Medium Slants	SL128	L.J. Medium w/Streptomycin (10.0µg/ml)	Low risk	20/12/2012
RPM- L.J.Medium Slants	SL128L	L.J.Medium w/Streptomycin - 10mcg / ml	Low risk	20/12/2012
RPM- L.J.Medium Slants	SL129	L.J. Medium w/Ethionamide (30.0µg/ml)	Low risk	20/12/2012
RPM- L.J.Medium Slants	SL130	L.J. Medium w/Kanamycin (30.0µg/ml)	Low risk	20/12/2012

RPM- L.J.Medium Slants	SL130L	L.J. Medium Slant w/ Kanamycin (30µg/ml)	Low risk	20/12/2012
RPM- L.J.Medium Slants	SL131	L.J. Medium w/Ofloxacin (2.0µg/ml)	Low risk	20/12/2012
RPM- L.J.Medium Slants	SL132	L.J. Medium w/Capreomycin (30.0µg/ml)	Low risk	20/12/2012
RPM- L.J.Medium Slants	SL133	L.J. Medium w/P-aminosalicylic acid (1.0	Low risk	20/12/2012
RPM- L.J.Medium Slants	SL136L	Tuberculosis Second Line Kit, Modified	Low risk	20/12/2012
RPM- L.J.Medium Slants	SL141	Modified L. J. Medium Plus Kit	Low risk	20/12/2012
RPM- Ready Prepared Slants	SL142	Cystine Tryptone Agar with 1% Sugars	Low risk	20/12/2012
RPM- Ready Prepared Slants	SL143	Tuberculosis First Line Kit, Modified	Low risk	20/12/2012
RPM- L.J.Medium Slants	SL144	L.J Medium slant w/ Amikacin (1.0 µg/ml)	Low risk	20/12/2012
RPM- L.J.Medium Slants	SL147	L.J. Medium Slant w/Rifampicin (64µg/ml)	Low risk	20/12/2012
RPM- L.J.Medium Slants	SL148	L.J. Medium Slant w/Ethambutol (6µg/ml)	Low risk	20/12/2012
RPM- L.J.Medium Slants	SL149	L.J. Medium Slant w/Streptomycin (16µg/ml)	Low risk	20/12/2012
RPM- L.J.Medium Slants	SL150	L.J Medium slant w/ Streptomycin (32 µg/ml)	Low risk	20/12/2012
RPM- L.J.Medium Slants	SL151	TB Five Antitubercular Kit w/o Control	Low risk	20/12/2012
RPM- L.J.Medium Slants	SL152	Kit for Mycobiograve in Lowenstein Jensen	Low risk	20/12/2012
RPM- L.J.Medium Slants	SL153	Tuberculosis First Line Plus Kit (Modified)	Low risk	20/12/2012
RPM- L.J.Medium Slants	SL154	L.J. Medium Plus Kit (total 9 slants)	Low risk	20/12/2012
RPM- L.J.Medium Slants	SL155L	L.J. Medium Slant w/ TCH	Low risk	20/12/2012
RPM- L.J.Medium Slants	SL156	L.J.Medium Slant w/Rifampicin (128 µg /ml)	Low risk	20/12/2012
RPM- L.J.Medium Slants	SL157	L.J.Medium Slant w/Pyrazinamide pH 5.5	Low risk	20/12/2012
RPM- L.J.Medium Slants	SL158	L.J.Medium Slant w/Ethambutol (8 µg/ml)	Low risk	20/12/2012
RPM- L.J.Medium Slants	SL159	L.J. Medium Slant w/Ethambutol (16 µg/ml)	Low risk	20/12/2012
RPM- L.J.Medium Slants	SL160L	Tuberculosis kit with antitubercular Age	Low risk	20/12/2012
RPM- L.J.Medium Slants	SL161	L.J. Medium Slant w/ Ciprofloxacin (16 µg/ml)	Low risk	20/12/2012
RPM- L.J.Medium Slants	SL162	L.J. Medium Slant w/ Ciprofloxacin	Low risk	20/12/2012
RPM- L.J.Medium Slants	SL163	L.J. Medium Slant w/Amikacin (20 µg/ml)	Low risk	20/12/2012
RPM- L.J.Medium Slants	SL164	L.J. Medium Slant w/Amikacin (700 µg/ml)	Low risk	20/12/2012

RPM- L.J.Medium Slants	SL165L	L.J.Medium w/ Pyruvate (0.48%)	Low risk	20/12/2012
RPM- L.J.Medium Slants	SL166L	Tuberculosis kit with antitubercular Agent	Low risk	20/12/2012
RPM- L.J.Medium Slants	SL167	L.J. Medium slants w/ Augmentin(20µg/ml)	Low risk	20/12/2012
RPM- L.J.Medium Slants	SL168	L.J.Medium Slant w/ Ofloxacin (40µg/ml)	Low risk	25/08/2016
RPM- L.J.Medium Slants	SL168L	L.J.Medium Slant w/ Ofloxacin (40µg/ml) (long tube)	Low risk	20/12/2012
RPM- L.J.Medium Slants	SL169	L.J.Medium Slant w/ Ethionamide (20µg/ml)	Low risk	25/08/2016
RPM- L.J.Medium Slants	SL169L	L.J.Medium Slant w/ Ethionamide (20µg/ml) (long tube)	Low risk	20/12/2012
RPM- L.J.Medium Slants	SL170L	L.J Medium Slant w/ Ethionamide (40µg/ml) (long tube)	Low risk	20/12/2012
RPM- L.J.Medium Slants	SL170X	L.J Medium Slant w/ Ethionamide (40 µg/ml)	Low risk	17/06/2021
RPM- L.J.Medium Slants	SL171L	L.J Medium Slant w/ p-Amino salicylic acid (1µg/ml) (long tube)	Low risk	20/12/2012
RPM- Ready Prepared Slants	SL172	Chocolate Agar Slant	Low risk	20/12/2012
RPM- Ready Prepared Slants	SL173	Nutrient Agar Slant	Low risk	20/12/2012
RPM- Ready Prepared Slants	SL174	B.C.G.-Dextrose Agar Butt (Synder Test Agar)	Low risk	20/12/2012
RPM- L.J.Medium Slants	SL175L	L.J.Medium Slant w/ Amikacin (30mcg/ml)	Low risk	20/12/2012
RPM- L.J.Medium Slants	SL175X	L. J. Medium Slant w/ Amikacin (30 mcg/ml)	Low risk	17/06/2021
RPM- L.J.Medium Slants	SL176L	L.J.Medium Slant w/ Ofloxacin (4mcg/ml)	Low risk	20/12/2012
RPM- L.J.Medium Slants	SL177	Tuberculosis First Line Kit, Modified (Total 5 slants)	Low risk	20/12/2012
RPM- L.J.Medium Slants	SL179	L.J.Slopes for BCG Vaccines	Low risk	20/12/2012
RPM- Ready Prepared Slants	SL180	BHI Agar Slant w/5% Sheep Blood	Low risk	20/12/2012
RPM- Ready Prepared Slants	SL181	BHI Agar Slant w/10 % Sheep Blood,Chloramphenicol and Gentamicin	Low risk	20/12/2012
RPM- Ready Prepared Slants	SL182	BHI CC Agar Slant w/10 % Sheep Blood and Gentamicin	Low risk	20/12/2012
RPM- L.J.Medium Slants	SL187	L.J.Medium slants w/ LCN Supplement	Low risk	25/08/2016
RPM- L.J.Medium Slants	SL188L	L.J.Medium Slant w/ Levofloxacin (2 mg/ml)	Low risk	16/12/2017
RPM- L.J.Medium Slants	SL188X	L.J Medium Slant w/ Levofloxacin (2 µg/ml)	Low risk	17/06/2021
RPM- L.J.Medium Slants	SL189L	L.J.Medium Slant w/ Levofloxacin (2.5 mg/ml)	Low risk	16/12/2017
RPM- L.J.Medium Slants	SL189X	L.J Medium Slant w/ Moxifloxacin (2.5 µg/ml)	Low risk	17/06/2021
RPM- L.J.Medium Slants	SL190	L.J.Medium Slant w/ Rifampicin (20mcg/ml)	Low risk	04/07/2018



RPM- L.J.Medium Slants	SL191	L.J.Medium Slant w/ Amikacin (8mcg/ml)	Low risk	04/07/2018
RPM- L.J.Medium Slants	SL192	L.J.Medium Slant w/ Ofloxacin (5mcg/ml)	Low risk	04/07/2018
RPM- L.J.Medium Slants	SL193	L.J.Medium Slant w/ Levofloxacin (5 mcg/ml)	Low risk	04/07/2018
RPM- L.J.Medium Slants	SL194	L.J.Medium Slant w/ Ethionamide (5 mcg/ml)	Low risk	04/07/2018
RPM- L.J.Medium Slants	SL195	L.J.Medium Slant w/ Ethionamide (25 mcg/ml)	Low risk	04/07/2018
RPM- L.J.Medium Slants	SL196	L.J.Medium Slant w/ Prothionamide (5 mcg/ml)	Low risk	04/07/2018
RPM- L.J.Medium Slants	SL197	L.J.Medium Slant w/ Prothionamide (25 mcg/ml)	Low risk	04/07/2018
RPM- L.J.Medium Slants	SL198	L.J.Medium Slant w/ Linezolid (30 mcg/ml)	Low risk	04/07/2018
RPM- L.J.Medium Slants	SL199	L.J.Medium Slant w/ Clofazimine (1 mcg/ml)	Low risk	04/07/2018
RPM- L.J.Medium Slants	SL202	Middlebrook 7H10 Agar Slant	Low risk	30/10/2018
RPM- L.J.Medium Slants	SL204	L.J. Medium Slant w/ Prothionamide (40 mcg/ml)	Low risk	22/04/2019
RPM- L.J.Medium Slants	SL205	L.J. Medium Slant w/ Amikacin (40 mcg/ml)	Low risk	22/04/2019
RPM- L.J.Medium Slants	SL211	BHI Agar Slant	Low risk	30/10/2018
RPM- L.J.Medium Slants	SL1067L	Sabouraus Chloramphenicol Agar Slant	Low risk	16/12/2017
RPM- Ready Prepared Solid Medium	SM001	Nutrient Agar	Low risk	20/12/2012
RPM- Ready Prepared Solid Medium	SM001CCL	Nutrient Agar	Low risk	22/04/2019
RPM- Ready Prepared Solid Medium	SM001D	Nutrient Agar	Low risk	20/12/2012
RPM- Ready Prepared Solid Medium	SM016C	Brilliant Green Agar, Modified	Low risk	22/04/2019
RPM- Ready Prepared Solid Medium	SM027C	Bismuth Sulphite Agar	Low risk	22/04/2019
RPM- Ready Prepared Solid Medium	SM049C	Violet Red Bile Agar	Low risk	17/06/2021
RPM- Ready Prepared Solid Medium	SM049D	Violet Red Bile Agar	Low risk	22/04/2019
RPM- Ready Prepared Solid Medium	SM063	Sabouraud Dextrose Agar	Low risk	04/07/2018
RPM- Ready Prepared Solid Medium	SM063D	Sabouraud Dextrose Agar	Low risk	25/08/2016

RPM- Ready Prepared Solid Medium	SM078	Kligler Iron Agar	Low risk	25/08/2016
RPM- Ready Prepared Solid Medium	SM081	MacConkey Agar	Low risk	20/12/2012
RPM- Ready Prepared Solid Medium	SM081D	MacConkey Agar	Low risk	20/12/2012
RPM- Ready Prepared Solid Medium	SM082	MacConkey Agar	Low risk	20/12/2012
RPM- Ready Prepared Solid Medium	SM082D	MacConkey Agar	Low risk	20/12/2012
RPM- Ready Prepared Solid Medium	SM091	Plate Count Agar	Low risk	04/07/2018
RPM- Ready Prepared Solid Medium	SM091D	Plate Count Agar	Low risk	22/04/2019
RPM- Ready Prepared Solid Medium	SM091DCC	Plate Count Agar	Low risk	04/07/2018
RPM- Ready Prepared Solid Medium	SM091M	Plate Count Agar	Low risk	04/07/2018
RPM- Ready Prepared Solid Medium	SM103A	Modified Chocolate Agar Kit w/o Selective	Low risk	25/08/2016
RPM- Ready Prepared Solid Medium	SM103AR	Modified Chocolate Agar kit w/osupplement	Low risk	10/11/2020
RPM- Ready Prepared Solid Medium	SM103H	Modified Chocolate Agar kit	Low risk	25/08/2016
RPM- Ready Prepared Solid Medium	SM103HR	Modified Chocolate Agar kit w/supplement	Low risk	10/11/2020
RPM- Ready Prepared Solid Medium	SM1067	Sabouraud Chloramphenicol Agar Plate	Low risk	04/07/2018
RPM- Ready Prepared Solid Medium	SM1067C	Sabouraud Chloramphenicol Agar Plate	Low risk	04/07/2018
RPM- Ready Prepared Solid Medium	SM1067D	Sabouraud Chloramphenicol Agar	Low risk	17/06/2021
RPM- Ready Prepared Solid Medium	SM1067CCL	Sabouraud Chloramphenicol Agar Plate	Low risk	04/07/2018
RPM- Ready Prepared Solid Medium	SM1296D	HiCrome™ Salmonella Agar	Low risk	04/07/2018

RPM- Ready Prepared Solid Medium	SM1297A	HiCrome™ Candida Differential Agar	Low risk	25/08/2016
RPM- Ready Prepared Solid Medium	SM1353	HiCrome™ UTI Agar	Low risk	20/12/2012
RPM- Ready Prepared Solid Medium	SM1353CC	HiCrome™ UTI Agar	Low risk	04/07/2018
RPM- Ready Prepared Solid Medium	SM154D	Reinforced Clostridial Agar	Low risk	10/11/2020
RPM- Ready Prepared Solid Medium	SM173	Mueller Hinton Agar	Low risk	20/12/2012
RPM- Ready Prepared Solid Medium	SM173CCL	Mueller Hinton Agar	Low risk	22/04/2019
RPM- Ready Prepared Solid Medium	SM173D	Mueller Hinton Agar	Low risk	20/12/2012
RPM- Ready Prepared Solid Medium	SM211	BHI Agar	Low risk	20/12/2012
RPM- Ready Prepared Solid Medium	SM211D	BHI Agar	Low risk	20/12/2012
RPM- Ready Prepared Solid Medium	SM331C	Wilson Blair Agar	Low risk	22/04/2019
RPM- Ready Prepared Solid Medium	SM434	GC Agar	Low risk	25/08/2016
RPM- Ready Prepared Solid Medium	SM434R	Modified GC Agar Kit	Low risk	10/11/2020
RPM- Ready Prepared Solid Medium	SM434H	GC Agar,Modified	Low risk	25/08/2016
RPM- Ready Prepared Solid Medium	SM467	Hektoen Enteric Agar	Low risk	20/12/2012
RPM- Ready Prepared Solid Medium	SM467D	Hektoen Enteric Agar	Low risk	20/12/2012
RPM- Ready Prepared Solid Medium	SM792	C.L.E.D. Agar w/ Bromothymol Blue	Low risk	30/10/2018
RPM- Ready Prepared Solid Medium	SM837	Tryptose Sulphite Cycloserine(T.S.C) Agar	Low risk	17/06/2021
RPM- Ready Prepared Solid Medium	SM933D	Orange Serum Agar	Low risk	22/04/2019

RPM- Ready Prepared UTI Diagnostic Kits	K041	Rapid UTI ABST Kit	Low Risk	20/12/2012
RPM- Ready Prepared UTI Diagnostic Kits	K084A	Ecopathology Uro Kit-1	Low risk	20/12/2012
RPM- Ready Prepared UTI Diagnostic Kits	K084B	Ecopathology Uro Kit-1, Modified	Low risk	30/10/2018
RPM- Ready Prepared UTI Diagnostic Kits	K085A	Ecopathology Uro Kit-2	Low risk	20/12/2012
RPM- Ready Prepared UTI Diagnostic Kits	K089	Ecopathology Uro Kit-3	Low risk	20/12/2012
RPM- Ready Prepared UTI Diagnostic Kits	K090	Ecopathology Uro Kit-4	Low risk	20/12/2012
RPM- Biochemical Kits for Mycobacteria	K043	Nitrate Reduction Test Kit for Mycobacteria	Low risk	20/12/2012
RPM- Biochemical Kits for Mycobacteria	K044	Catalase Test Kit for Mycobacteria	Low risk	20/12/2012
RPM- Biochemical Kits for Mycobacteria	K044R	Catalase Test Kit for Mycobacteria	Low risk	10/11/2020
RPM- Biochemical Kits for Mycobacteria	K045	Pyrazinmidase Test Kit for Mycobacteria	Low risk	20/12/2012
RPM- Biochemical Kits for Mycobacteria	K045R	Pyrazinmidase Test Kit for Mycobacteria (	Low risk	10/11/2020
RPM- Biochemical Kits for Mycobacteria	K046	Thiopene Carboxylic Hydrazide Test Kit for Mycobacteria	Low risk	20/12/2012
RPM- Biochemical Kits for Mycobacteria	K047	Niacin Detection Kit w/ syringe	Low risk	20/12/2012
RPM- Biochemical Kits for Mycobacteria	K048	Niacin Detection Kit Modified w/o syringe	Low risk	20/12/2012
RPM- Biochemical Kits for Mycobacteria	K050	Kit for Selective Isolation of M.tuberculosis	Low risk	20/12/2012
RPM-MRSA Kits	K058S	MRSA Alert kit (w/swabs)	Low risk	25/08/2016
RPM-MRSA Kits	K058SR	MeReSa Agar Base,MRSA Alert Kit (w/swabs)	Low risk	25/08/2016
RPM-MRSA Kits	K086R	Enterococcus Presumptive Broth (VRE Alert)	Low risk	25/08/2016
RPM- Ready Prepared Diagnostic Kits	K144	Mucormycosis Detection Kit	Low risk	10/06/2021
RPM- Biochemical Identification Kits	KB001	HiIMViC™ Biochemical Test Kit	Low risk	20/12/2012
RPM- Biochemical Identification Kits	KB001R	HiIMViC Biochemical Test Kit	Low risk	25/08/2016

RPM- Biochemical Identification Kits	KB002	HiAssorted™ Biochemical Test Kit	Low risk	20/12/2012
RPM- Biochemical Identification Kits	KB002R	HiAssorted Biochemical Test Kit	Low risk	25/08/2016
RPM- Biochemical Identification Kits	KB003	Hi25™ Enterobacteriaceae Identification Kit	Low risk	20/12/2012
RPM- Biochemical Identification Kits	KB003R	Hi25 Enterobacteriaceae Identification Kit	Low risk	25/08/2016
RPM- Biochemical Identification Kits	KB004	HiStaph™ Identification Kit	Low risk	20/12/2012
RPM- Biochemical Identification Kits	KB004R	HiStaph Identification Kit	Low risk	25/08/2016
RPM- Biochemical Identification Kits	KB005A	HiStrep™ Identification Kit	Low risk	20/12/2012
RPM- Biochemical Identification Kits	KB005AR	HiStrep Identification Kit	Low risk	25/08/2016
RPM- Biochemical Identification Kits	KB006	HiCandida™ Identification Kit	Low risk	20/12/2012
RPM- Biochemical Identification Kits	KB006R	HiCandida Identification Kit	Low risk	25/08/2016
RPM- Biochemical Identification Kits	KB007	HiVibrio™ Identification Kit	Low risk	20/12/2012
RPM- Biochemical Identification Kits	KB007R	HiVibrio Identification Kit	Low risk	25/08/2016
RPM- Biochemical Identification Kits	KB008	HiNeisseria™ Identification Kit	Low risk	20/12/2012
RPM- Biochemical Identification Kits	KB008R	HiNeisseria Identification Kit	Low risk	25/08/2016
RPM- Biochemical Identification Kits	KB009	HiCarbo™ Kit	Low risk	20/12/2012
RPM- Biochemical Identification Kits	KB009R	HiCarbo Kit	Low risk	25/08/2016
RPM- Biochemical Identification Kits	KB009A	HiCarbo™ Kit- Part A	Low risk	20/12/2012
RPM- Biochemical Identification Kits	KB009AR	HiCarbo Kit- Part A	Low risk	25/08/2016
RPM- Biochemical Identification Kits	KB009B1	HiCarbo™ Kit- Part B	Low risk	20/12/2012
RPM- Biochemical Identification Kits	KB009C	HiCarbo™ Kit- Part C	Low risk	20/12/2012
RPM- Biochemical Identification Kits	KB010	HiE. coli™ Identification Kit	Low risk	20/12/2012
RPM- Biochemical Identification Kits	KB010R	HiE.coli™ Identification Kit	Low risk	25/08/2016
RPM- Biochemical Identification Kits	KB011	HiSalmonella™ Identification Kit	Low risk	20/12/2012
RPM- Biochemical Identification Kits	KB011R	HiSalmonella Identification Kit	Low risk	25/08/2016
RPM- Biochemical Identification Kits	KB012A	HiListeria™ Identification Kit	Low risk	20/12/2012
RPM- Biochemical Identification Kits	KB012AR	HiListeria Identification Kit	Low risk	25/08/2016
RPM- Biochemical Identification Kits	KB013	HiBacillus™ Identification Kit	Low risk	20/12/2012

RPM- Biochemical Identification Kits	KB013R	HiCarbo Kit (HiBacillus Identification Kit)	Low risk	25/08/2016
RPM- Biochemical Identification Kits	KB014	HiAcinetobacter™ Identification Kit	Low risk	20/12/2012
RPM- Biochemical Identification Kits	KB014R	HiCarbo Kit (HiAcinetobacter Identification Kit)	Low risk	25/08/2016
RPM- Biochemical Identification Kits	KB015	HiCorynebacteria Identification Kit	Low risk	12/08/2015
RPM- Biochemical Identification Kits	KB016	Hi24™ Enterobacteriaceae Identification Kit,Modified	Low risk	12/08/2015
RPM- Biochemical Identification Kits	KB019	Hi24™ Nonfermenters Identification Kit	Low risk	28/04/2017
RPM- Biochemical Identification Kits	KB020	HiLacto Identification Kit	Low risk	28/04/2017
RPM- Biochemical Identification Kits	KB021	HiBifido Identification Kit	Low risk	28/04/2017
RPM- Biochemical Identification Kits	KBM001	HiMotility™ Biochemical Kit for E.coli	Low risk	20/12/2012
RPM- Biochemical Identification Kits	KBM001R	HiMotility Biochemical Kit for E.coli	Low risk	25/08/2016
RPM- Biochemical Identification Kits	KBM002	HiMotility™ Biochemical Kit for Salmonella	Low risk	20/12/2012
RPM- Biochemical Identification Kits	KBM002R	HiMotility™ Biochemical Kit for Salmonella	Low risk	25/08/2016
RPM- Biochemical Identification Kits	KBM003A	HiMotility™ Biochemical Kit for Listeria	Low risk	20/12/2012
RPM- Biochemical Identification Kits	KBM003AR	HiMotility™ Biochemical Kit for Listeria	Low risk	25/08/2016

Product group	Type/ Model / Ref number	Device Name	Risk Class	Date of CE compliance
<b>Epidemeology Screening Kit</b>				
ESK- Hi Aureus Confirmation Kits	K053AD	Hiareus Coagulase Confirmation Kit (w/o swabs)	Low risk	07/02/2012
ESK- Hi Aureus Confirmation Kits	K053ADS	Hiareus Coagulase Confirmation Kit (w/ swabs)	Low risk	07/02/2012

Product group	Type/ Model / Ref number	Device Name	Risk Class	Date of CE compliance
<b>Bacteriological Differentiation Aids</b>				
BDA- HiDtect Rapid Identification Discs	DT001	HiDtect™ UTI Identification Disc	Low risk	20/12/2012
BDA- HiDtect Rapid Identification Discs	DT003	HiDtect™ Pseudomonas Identification Disc	Low risk	20/12/2012
BDA- HiDtect Rapid Identification Discs	DT015	HiDtect™ Universal Enviro Identification Disc	Low risk	20/12/2012
BDA- Readymade Indicators in Liquid	I001	Andrade's Indicator	Low risk	20/12/2012
BDA- Readymade Indicators in Liquid	I002	Bromocresol Green Indicator	Low risk	20/12/2012
BDA- Readymade Indicators in Liquid	I003	Bromocresol Purple Indicator	Low risk	20/12/2012
BDA- Readymade Indicators in Liquid	I004	Bromophenol Blue Indicator	Low risk	20/12/2012
BDA- Readymade Indicators in Liquid	I005	Bromothymol Blue Indicator	Low risk	20/12/2012
BDA- Readymade Indicators in Liquid	I006	Methyl Orange Indicator	Low risk	20/12/2012
BDA- Readymade Indicators in Liquid	I007	Methyl Red Indicator	Low risk	20/12/2012
BDA- Readymade Indicators in Liquid	I008	Neutral Red Indicator	Low risk	20/12/2012
BDA- Readymade Indicators in Liquid	I009	Phenolphthalein, 0.1% w/v	Low risk	20/12/2012
BDA- Readymade Indicators in Liquid	I010	Phenol Red Indicator	Low risk	20/12/2012
BDA- Readymade Indicators in Liquid	I011	Thymol Blue Indicator	Low risk	20/12/2012
BDA- Readymade Indicators in Liquid	I012	Thymolphthalein Indicator	Low risk	20/12/2012
BDA- Readymade Indicators in Liquid	I013	Universal Indicator	Low risk	20/12/2012
BDA- Readymade Indicators in Liquid	I014	Mixed Indicator Solution (25X)	Low risk	20/12/2012
BDA- Readymade Stains in Liquid	K001	Gram Stains - Kit (contains S012, S032, S013 and S027 or S038)	Low risk	20/12/2012
BDA- Readymade Stains in Liquid	K001CCL	Gram Stains - Kit (contains S012, S032, S013 and S027 or S038)	Low risk	04/07/2018
BDA- Readymade Stains in Liquid	K001D	Gram Staining Kit	Low risk	04/07/2018
BDA- Readymade Stains in Liquid	K001L	Gram Stains - Kit (contains S012, S032, S013 and S027 or S038)	Low risk	20/12/2012
BDA- Readymade Stains in Liquid	K001M	Gram Stains - Kit	Low risk	22/04/2019
BDA- Readymade Stains in Liquid	K002	Albert's Metachromatic Stains - Kit	Low risk	20/12/2012
BDA- Readymade Stains in Liquid	K002L	Albert's Metachromatic Stains - Kit	Low risk	20/12/2012
BDA- Readymade Stains in Liquid	K003	Neisser's Metachromatic Stains - Kit (contains S013, S023 and S037)	Low risk	20/12/2012

BDA- Readymade Stains in Liquid	K003L	Neisser's Metachromatic Stains - Kit (contains S013, S023 and S037)	Low risk	20/12/2012
BDA- Readymade Stains in Liquid	K004	Capsule Stains - Kit (contains S021, S025 and S047)	Low risk	20/12/2012
BDA- Readymade Stains in Liquid	K004L	Capsule Stains - Kit (contains S021, S025 and S047)	Low risk	20/12/2012
BDA- Readymade Stains in Liquid	K005	ZN Acid Fast Stains - Kit (contains S033,S005 and S022)	Low risk	20/12/2012
BDA- Readymade Stains in Liquid	K005CCL	ZN Acid Fast Stains - Kit (contains S033,S005 and S022)	Low risk	04/07/2018
BDA- Readymade Stains in Liquid	K005D	ZN Acid Fast Stains - Kit	Low risk	04/07/2018
BDA- Readymade Stains in Liquid	K005L	ZN Acid Fast Stains - Kit (contains S033, S005 & S022)	Low risk	20/12/2012
BDA- Readymade Stains in Liquid	K005M	ZN Acid Fast Stains - Kit (contains S033, S005 & S022)	Low risk	22/04/2019
BDA- Readymade Stains in Liquid	K006	Schaeffer & Fulton's Spore Stains - Kit (contains S028 and S029)	Low risk	20/12/2012
BDA- Readymade Stains in Liquid	K006L	Schaeffer & Fulton's Spore Stains - Kit (contains S028 and S029)	Low risk	20/12/2012
BDA- Readymade Stains in Liquid	K011	Malarial Parasite - Kit (contains S008 and S009)	Low risk	20/12/2012
BDA- Readymade Stains in Liquid	K011L	Malarial Parasite - Kit (contains S008 and S009)	Low risk	20/12/2012
BDA- Readymade Stains in Liquid	K021	Fluorescent Stains - Kit for Mycobacteria (contains S042, S043 and S044)	Low risk	20/12/2012
BDA- Readymade Stains in Liquid	K021L	Fluorescent Stains - Kit for Mycobacteria (contains S042, S043 and S044)	Low risk	20/12/2012
BDA- Readymade Stains in Liquid	K021R	Fluorescent Stains Kit for Mycobacteria (contains S054,S055,S056)	Low risk	20/12/2012
BDA- Readymade Stains in Liquid	K021Y	Fluorescent Stains Kit for Mycobacteria (contains S042Y,S043Y,S044Y)	Low risk	04/07/2018
BDA- Readymade Stains in Liquid	K049	Malarial Parasite - Kit (contains S008 and S009)	Low risk	20/12/2012
BDA- Readymade Stains in Liquid	K061	HiFluo-Phenol Free Stain - kit for Mycobacteria [Kit contains 200ml each of Auramine – Rhodamine solution (Phenol free)-S082, Decolourizer-S099 (2 x200), Potassium Permanganate Solution-S083]	Low risk	20/12/2012
BDA- Readymade Stains in Liquid	K062	HiCold Stain TB - Kit for Mycobacteria [Kit contains 500ml each of Carbol Fuchsin Solution-S080, Decolourizer-S099, Counter Stain (Loeffler's Methylene Blue)-S081]	Low risk	20/12/2012
BDA- Readymade Stains in Liquid	K062S	HiCold Stain TB - Kit for Mycobacteria [Kit contains 100ml each of Carbol Fuchsin Solution-S080, Decolourizer-S099, Counter Stain (Loeffler's Methylene Blue) S081]	Low risk	20/12/2012
BDA- Readymade Stains in Liquid	K063	Modified Neisser's Metachromatic Stains - Kit (1 minute staining)	Low risk	20/12/2012
BDA - Readymade Reagents in Liquid	R001	Barium Chloride Solution, 10% w/v	Low risk	20/12/2012
BDA - Readymade Reagents in Liquid	R002	Benedict's Qualitative Reagent	Low risk	20/12/2012
BDA - Readymade Reagents in Liquid	R003	Benedict's Quantitative Reagent	Low risk	20/12/2012
BDA - Readymade Reagents in Liquid	R004	C.S.F. Diluting Fluid	Low risk	20/12/2012



BDA - Readymade Reagents in Liquid	R005	Ehrlich's Aldehyde Reagent	Low risk	20/12/2012
BDA - Readymade Reagents in Liquid	R006	Folin & Wu's Alkaline Copper Solution	Low risk	20/12/2012
BDA - Readymade Reagents in Liquid	R007	Folin & Wu's Phosphate, Molybdate Solution	Low risk	20/12/2012
BDA - Readymade Reagents in Liquid	R008	Kovacs' Indole Reagent	Low risk	20/12/2012
BDA - Readymade Reagents in Liquid	R009	a-Naphthylamine solution	Low risk	20/12/2012
BDA - Readymade Reagents in Liquid	R010	Nessler's Reagent	Low risk	20/12/2012
BDA - Readymade Reagents in Liquid	R011	Potassium Chromate, 5% w/v	Low risk	20/12/2012
BDA - Readymade Reagents in Liquid	R012	Potassium Oxalate, 5% w/v	Low risk	20/12/2012
BDA - Readymade Reagents in Liquid	R013	R.B.C. Diluting Fluid (Hayemis)	Low risk	20/12/2012
BDA - Readymade Reagents in Liquid	R014	Sodium Citrate, 3.8% w/v	Low risk	20/12/2012
BDA - Readymade Reagents in Liquid	R015	Sulphanilic acid, 0.8%	Low risk	20/12/2012
BDA - Readymade Reagents in Liquid	R016	W.B.C. Diluting Fluid	Low risk	20/12/2012
BDA - Readymade Reagents in Liquid	R017	Nessler's Reagent	Low risk	20/12/2012
BDA - Readymade Reagents in Liquid	R018	Fouchet's Reagent	Low risk	20/12/2012
BDA - Readymade Reagents in Liquid	R019	E.D.T.A. (di-sodium) 5%	Low risk	20/12/2012
BDA - Readymade Reagents in Liquid	R020	Sulphosalicylic Acid 3%	Low risk	20/12/2012
BDA - Readymade Reagents in Liquid	R021	Topfer Reagent	Low risk	20/12/2012
BDA - Readymade Reagents in Liquid	R022	o-Toluidine reagent	Low risk	20/12/2012
BDA - Readymade Reagents in Liquid	R023	R.B.C. Diluting Fluid (Grower's)	Low risk	20/12/2012
BDA - Readymade Reagents in Liquid	R024	o-Toluidine Reagent	Low risk	20/12/2012
BDA - Readymade Reagents in Liquid	R026	Gordon-McLeod Reagent (Oxidase reagent)	Low risk	20/12/2012
BDA - Readymade Reagents in Liquid	R027	Gaby-Hadley Reagent A	Low risk	20/12/2012
BDA - Readymade Reagents in Liquid	R028	Gaby-Hadley Reagent B	Low risk	20/12/2012
BDA - Readymade Reagents in Liquid	R029	Barritt Reagent A (for VP test)	Low risk	20/12/2012
BDA - Readymade Reagents in Liquid	R030	Barritt Reagent B (for VP test)	Low risk	20/12/2012
BDA - Readymade Reagents in Liquid	R031	O'Meara Reagent	Low risk	20/12/2012
BDA - Readymade Reagents in Liquid	R035	DMACA Reagent	Low risk	20/12/2012

BDA - Readymade Reagents in Liquid	R036	TDA Reagent	Low risk	20/12/2012
BDA - Readymade Reagents in Liquid	R037	Fehling Solution No. 1	Low risk	20/12/2012
BDA - Readymade Reagents in Liquid	R038	Fehling Solution No. 2	Low risk	20/12/2012
BDA - Readymade Reagents in Liquid	R043	PYR Reagent	Low risk	20/12/2012
BDA - Readymade Reagents in Liquid	R044	Iodine Solution	Low risk	20/12/2012
BDA - Readymade Reagents in Liquid	R075	10X RBC Lysis Buffer Solution	Low risk	20/12/2012
BDA - Readymade Reagents in Liquid	R083	Thrombocount reagent	Low risk	20/12/2012
BDA - Readymade Reagents in Liquid	R084	HiDecal (mild decalcifying solution)	Low risk	20/12/2012
BDA - Readymade Reagents in Liquid	R085	HiDecal (strong decalcifying solution)	Low risk	20/12/2012
BDA - Readymade Reagents in Liquid	R092	McFarland Standard Tube	Low risk	20/12/2012
BDA - Readymade Reagents in Liquid	R092A	Mcfarland standard 0.5	Low risk	22/04/2019
BDA - Readymade Reagents in Liquid	R092B	Mcfarland standard 1	Low risk	22/04/2019
BDA - Readymade Reagents in Liquid	R092C	Mcfarland standard 2	Low risk	22/04/2019
BDA - Readymade Reagents in Liquid	R092D	Mcfarland standard 3	Low risk	22/04/2019
BDA - Readymade Reagents in Liquid	R092E	Mcfarland standard 4	Low risk	22/04/2019
BDA - Readymade Reagents in Liquid	R092R	Test Tubes (McFarland Standard Tube)	Low risk	25/08/2016
BDA - Readymade Reagents in Liquid	R092S	McFarland Standard Set (0.5,1,2)	Low risk	04/07/2018
BDA - Readymade Reagents in Liquid	R097	Millons reagent	Low risk	28/04/2017
BDA- Readymade Stains in Liquid	S001	Albert's Stain A	Low risk	20/12/2012
BDA- Readymade Stains in Liquid	S002	Albert's Stain B	Low risk	20/12/2012
BDA- Readymade Stains in Liquid	S003	Borax Carmine (Grenacher's), Alcoholic Stain	Low risk	20/12/2012
BDA- Readymade Stains in Liquid	S004	Borax Carmine (Grenacher's), Aqueous Stain	Low risk	20/12/2012
BDA- Readymade Stains in Liquid	S005	Carbol Fuchsin (ZN,Strong)	Low risk	20/12/2012
BDA- Readymade Stains in Liquid	S005D	Carbol Fuchsin (ZN,Strong)	Low risk	04/07/2018
BDA- Readymade Stains in Liquid	S005M	Carbol Fuchsin (ZN,Strong)	Low risk	22/04/2019
BDA- Readymade Stains in Liquid	S006	Carbol Fuchsin (ZN, Dilute)	Low risk	20/12/2012
BDA- Readymade Stains in Liquid	S007	Eosin, 2% w/v	Low risk	20/12/2012

BDA- Readymade Stains in Liquid	S008	Field's Stain A	Low risk	20/12/2012
BDA- Readymade Stains in Liquid	S009	Field's Stain B	Low risk	20/12/2012
BDA- Readymade Stains in Liquid	S010	Gentian Violet	Low risk	20/12/2012
BDA- Readymade Stains in Liquid	S011	Giemsa's Stain	Low risk	20/12/2012
BDA- Readymade Stains in Liquid	S012	Gram's Crystal Violet	Low risk	20/12/2012
BDA- Readymade Stains in Liquid	S012D	Gram's Crystal Violet	Low risk	04/07/2018
BDA- Readymade Stains in Liquid	S012M	Gram's Crystal Violet	Low risk	22/04/2019
BDA- Readymade Stains in Liquid	S013	Gram's Iodine	Low risk	20/12/2012
BDA- Readymade Stains in Liquid	S013D	Gram's Iodine	Low risk	04/07/2018
BDA- Readymade Stains in Liquid	S013M	Gram's Iodine	Low risk	22/04/2019
BDA- Readymade Stains in Liquid	S014	Haematoxylin (Delafield's)	Low risk	20/12/2012
BDA- Readymade Stains in Liquid	S015	Lactophenol	Low risk	20/12/2012
BDA- Readymade Stains in Liquid	S016	Lactophenol Cotton Blue	Low risk	20/12/2012
BDA- Readymade Stains in Liquid	S017	Lactophenol Picric Acid	Low risk	20/12/2012
BDA- Readymade Stains in Liquid	S018	Leishman's Stain (Twin Pack)	Low risk	20/12/2012
BDA- Readymade Stains in Liquid	S018S	Leishman's Stain Solution	Low risk	25/11/2017
BDA- Readymade Stains in Liquid	S019	Lugol's Iodine	Low risk	20/12/2012
BDA- Readymade Stains in Liquid	S020	Malachite Green, 1% w/v	Low risk	20/12/2012
BDA- Readymade Stains in Liquid	S021	Methylene Blue (Aqueous)	Low risk	20/12/2012
BDA- Readymade Stains in Liquid	S022	Methylene Blue (Loeffler's)	Low risk	20/12/2012
BDA- Readymade Stains in Liquid	S022D	Methylene Blue (Loeffler's)	Low risk	04/07/2018
BDA- Readymade Stains in Liquid	S022M	Methylene Blue (Loeffler's)	Low risk	22/04/2019
BDA- Readymade Stains in Liquid	S023	Neisser's Methylene Blue	Low risk	20/12/2012
BDA- Readymade Stains in Liquid	S024	Newman's Stain, Modified	Low risk	20/12/2012
BDA- Readymade Stains in Liquid	S025	Nigrosin Stain, 10% w/v	Low risk	20/12/2012
BDA- Readymade Stains in Liquid	S026	Picric Acid (Saturated, Aqueous)	Low risk	20/12/2012
BDA- Readymade Stains in Liquid	S027	Safranin, 0.5% w/v	Low risk	20/12/2012

BDA- Readymade Stains in Liquid	S027D	Safranin, 0.5% w/v	Low risk	04/07/2018
BDA- Readymade Stains in Liquid	S027M	Safranin, 0.5% w/v	Low risk	22/04/2019
BDA- Readymade Stains in Liquid	S028	Schaeffer & Fulton's Spore Stain A	Low risk	20/12/2012
BDA- Readymade Stains in Liquid	S029	Schaeffer & Fulton's Spore Stain B	Low risk	20/12/2012
BDA- Readymade Stains in Liquid	S030	Wright's Stain	Low risk	20/12/2012
BDA- Readymade Stains in Liquid	S031	Mayer's Mucicarmine Stain	Low risk	20/12/2012
BDA- Readymade Stains in Liquid	S032	Gram's Decolourizer	Low risk	20/12/2012
BDA- Readymade Stains in Liquid	S032D	Gram's Decolourizer	Low risk	04/07/2018
BDA- Readymade Stains in Liquid	S032M	Gram's Decolourizer	Low risk	22/04/2019
BDA- Readymade Stains in Liquid	S033	Acid Fast Decolourizer	Low risk	20/12/2012
BDA- Readymade Stains in Liquid	S033D	Acid Fast Decolourizer	Low risk	04/07/2018
BDA- Readymade Stains in Liquid	S033M	Acid Fast Decolourizer	Low risk	22/04/2019
BDA- Readymade Stains in Liquid	S034	Haematoxylin (Harris)	Low risk	20/12/2012
BDA- Readymade Stains in Liquid	S035	Papanicolaou-OG-6	Low risk	20/12/2012
BDA- Readymade Stains in Liquid	S036	Papanicolaou-EA-36	Low risk	20/12/2012
BDA- Readymade Stains in Liquid	S037	Neutral Red Solution	Low risk	20/12/2012
BDA- Readymade Stains in Liquid	S038	Basic Fuchsin 0.1% w/v	Low risk	20/12/2012
BDA- Readymade Stains in Liquid	S038D	Basic Fuchsin 0.1% w/v	Low risk	04/07/2018
BDA- Readymade Stains in Liquid	S038M	Basic Fuchsin 0.1% w/v	Low risk	22/04/2019
BDA- Readymade Stains in Liquid	S039	May-Grunwald's Stain	Low risk	20/12/2012
BDA- Readymade Stains in Liquid	S041	FA Rhodamine Counterstain	Low risk	20/12/2012
BDA- Readymade Stains in Liquid	S042	Phenolic auramine	Low risk	20/12/2012
BDA- Readymade Stains in Liquid	S042Y	Phenolic auramine O	Low risk	08/12/2017
BDA- Readymade Stains in Liquid	S043	Mycobacteria decolourizer	Low risk	20/12/2012
BDA- Readymade Stains in Liquid	S043Y	Mycobacteria decolourizer	Low risk	16/12/2017
BDA- Readymade Stains in Liquid	S044	Potassium permanganate	Low risk	20/12/2012
BDA- Readymade Stains in Liquid	S044Y	Potassium permanganate	Low risk	08/12/2017

BDA- Readymade Stains in Liquid	S047	M'Fadyean Stain (Polychrome Methylene Blue)	Low risk	20/12/2012
BDA- Readymade Stains in Liquid	S054	Fluorochrome Solution	Low risk	20/12/2012
BDA- Readymade Stains in Liquid	S055	Decolourising Solution	Low risk	20/12/2012
BDA- Readymade Stains in Liquid	S056	Background Solution	Low risk	20/12/2012
BDA- Readymade Stains in Liquid	S057	Grams Iodine, Stabilized	Low risk	20/12/2012
BDA- Readymade Stains in Liquid	S058	Haematoxylin (Mayer)	Low risk	20/12/2012
BDA- Readymade Stains in Liquid	S059	Haematoxylin (Ehrlich)	Low risk	20/12/2012
BDA- Readymade Stains in Liquid	S062	Fixing solution, for fixing Haematological samples	Low risk	20/12/2012
BDA- Readymade Stains in Liquid	S066	Brilliant Cresyl Blue Solution	Low risk	20/12/2012
BDA- Readymade Stains in Liquid	S067	Congo red (1% aqueous)Solution	Low risk	20/12/2012
BDA- Readymade Stains in Liquid	S068	Papanicolaou-EA-50	Low risk	20/12/2012
BDA- Readymade Stains in Liquid	S070	Schiff's fuchsin-sulphite reagent	Low risk	20/12/2012
BDA- Readymade Stains in Liquid	S073	Periodic Acid Solution (PAS)	Low risk	20/12/2012
BDA- Readymade Stains in Liquid	S074	Schiff's Reagent	Low risk	20/12/2012
BDA- Readymade Stains in Liquid	S076	Haematoxylin (Gill No.3)	Low risk	20/12/2012
BDA- Readymade Stains in Liquid	S102	Fixative, for fixing cytological or histological samples	Low risk	20/12/2012
BDA- Readymade Stains in Liquid	S109	Fixative (Buffered Formalin fixative) for fixing cytological or histological samples	Low risk	20/12/2012
BDA- Readymade Stains in Liquid	S118	Fixative, for rapid fixing of haematological samples	Low risk	20/12/2012
BDA- Readymade Stains in Liquid	S119	Fixative (BFA), for Rapid fixing of haematological samples	Low risk	20/12/2012
BDA- Readymade Stains in Liquid	S125	Romanowsky-Giemsa (RG) stain	Low risk	20/12/2012
BDA- Readymade Stains in Liquid	S126	Shorr's Stain solution	Low risk	20/12/2012
BDA- Readymade Stains in Liquid	S127	Gabbett Counterstaining Solution	Low risk	16/12/2017
BDA- Readymade Stains in Liquid	S128	HiGrams Stain Crystal Violet	Low risk	16/12/2017
BDA- Readymade Stains in Liquid	S129	HiGrams Iodine	Low risk	16/12/2017
BDA- Readymade Stains in Liquid	S130	HiGrams Decolouriser	Low risk	16/12/2017
BDA- Readymade Stains in Liquid	S131	HiGrams Counter Stain	Low risk	16/12/2017
BDA- Readymade Stains in Liquid	S132	HiCarbol Fuchsin	Low risk	16/12/2017

BDA- Readymade Stains in Liquid	S133	HiAcid Fast Decolouriser	Low risk	16/12/2017
BDA- Readymade Stains in Liquid	S134	HiAcid Fast Counter Stain	Low risk	16/12/2017
BDA- Readymade Stains in Liquid	S135	Solution for Leishman's Stain L (Twin Pack)	Low risk	16/12/2017
BDA- Readymade Stains in Liquid	S136	Solution for Leishman's Stain R (Twin Pack)	Low risk	16/12/2017
BDA- Readymade Stains in Liquid	S137	Solution for Leishman's Stain HP (Twin Pack)	Low risk	16/12/2017
BDA- Readymade Stains in Liquid	S138	Gentian Violet 1 % Solution	Low risk	22/04/2019
BDA- Differentiation Discs	DD015	Bacitracin	Low risk	20/12/2012
BDA- Differentiation Discs	DD024	Bile Esculin	Low risk	20/12/2012
BDA- Differentiation Discs	DD040	DMACA Indole	Low risk	20/12/2012
BDA- Differentiation Discs	DD035	Hippurate hydrolysis	Low risk	20/12/2012
BDA- Differentiation Strips	DD034	Lead Acetate Paper strips	Low risk	20/12/2012
BDA- Differentiation Discs	DD041	Nitrate Discs	Low risk	20/12/2012
BDA- Differentiation Discs	DD042	Nitrate Reagent Discs	Low risk	20/12/2012
BDA- Differentiation Discs	DD008	ONPG	Low risk	20/12/2012
BDA- Differentiation Discs	DD009	Optochin	Low risk	20/12/2012
BDA- Differentiation Discs	DD009R	Optochin (5mcg)	Low risk	25/08/2016
BDA- Differentiation Discs	DD018	Oxidase	Low risk	20/12/2012
BDA- Differentiation Discs	DD020	X factor	Low risk	20/12/2012
BDA- Differentiation Discs	DD022	X+V Factor	Low risk	20/12/2012
BDA- Differentiation Discs	DD021	V Factor	Low risk	20/12/2012
BDA- Differentiation Discs	DD047	Vibrio 0129 Differential Disc (10 mcg)	Low risk	20/12/2012
BDA- Differentiation Discs	DD048	Vibrio 0129 Differential Disc (150 mcg)	Low risk	20/12/2012
BDA- Differentiation Discs	DD055	Bacitracin B	Low risk	25/08/2016
BDA- Differentiation Discs	DD056	Sodium Biselenite Disc	Low risk	04/07/2018
BDA- Differentiation Discs	DB001	Sodium Biselenite Bud	Low risk	04/07/2018

Product group	Type/ Model / Ref number	Device Name	Risk Class	Date of CE compliance
<b>Antimicrobial Susceptibility Systems</b>				
ASS- Sensitivity Discs (Multi Discs)	DE001	Dodeca Universal-I	Low risk	20/12/2012
ASS- Sensitivity Discs (Multi Discs)	DE002	Dodeca G-I-Plus	Low risk	20/12/2012
ASS- Sensitivity Discs (Multi Discs)	DE003	Dodeca G-I-Minus	Low risk	20/12/2012
ASS- Sensitivity Discs (Multi Discs)	DE004	Dodeca UTI-I	Low risk	20/12/2012
ASS- Sensitivity Discs (Multi Discs)	DE005	Dodeca UTI-II	Low risk	20/12/2012
ASS- Sensitivity Discs (Multi Discs)	DE006	Dodeca UTI-III	Low risk	25/08/2016
ASS- Sensitivity Discs (Multi Discs)	DE007	Dodeca Universal-II	Low risk	20/12/2012
ASS- Sensitivity Discs (Multi Discs)	DE008	Dodeca Universal-III	Low risk	20/12/2012
ASS- Sensitivity Discs (Multi Discs)	DE009	Dodeca G-II-Plus	Low risk	20/12/2012
ASS- Sensitivity Discs (Multi Discs)	DE010	Dodeca G-II-Minus	Low risk	20/12/2012
ASS- Sensitivity Discs (Multi Discs)	DE011	Dodeca UTI-IV	Low risk	20/12/2012
ASS- Sensitivity Discs (Multi Discs)	DE012	Dodeca Universal-IV	Low risk	20/12/2012
ASS- Sensitivity Discs (Multi Discs)	DE013	Dodeca Universal-V	Low risk	20/12/2012
ASS- Sensitivity Discs (Multi Discs)	DE014	Dodeca Universal-VI	Low risk	20/12/2012
ASS- Sensitivity Discs (Multi Discs)	DE015	Dodeca Universal-VII	Low risk	20/12/2012
ASS- Sensitivity Discs (Multi Discs)	DE016	Dodeca Universal III	Low risk	25/08/2016
ASS- Sensitivity Discs (Multi Discs)	DE017	Dodeca Universal-IX	Low risk	20/12/2012
ASS- Sensitivity Discs (Multi Discs)	DE018	Dodeca G-III-Plus	Low risk	20/12/2012
ASS- Sensitivity Discs (Multi Discs)	DE019	Dodeca G-III-Minus	Low risk	20/12/2012
ASS- Sensitivity Discs (Multi Discs)	DE020	Dodeca Pseudo-I	Low risk	20/12/2012
ASS- Sensitivity Discs (Multi Discs)	DE021	Dodeca UTI-V	Low risk	20/12/2012
ASS- Sensitivity Discs (Multi Discs)	DE022	Dodeca Universal X	Low risk	25/08/2016
ASS- Sensitivity Discs (Multi Discs)	DE023	Dodeca G-IV Plus	Low risk	20/12/2012
ASS- Sensitivity Discs (Multi Discs)	DE024	Dodeca G-IV minus	Low risk	25/08/2016
ASS- Sensitivity Discs (Multi Discs)	DE025	Dodeca UTI-VI	Low risk	20/12/2012

ASS- Sensitivity Discs (Multi Discs)	DE026	Dodeca Universal -XI	Low risk	20/12/2012
ASS- Sensitivity Discs (Multi Discs)	DE027	Dodeca Universal -XII	Low risk	20/12/2012
ASS- Sensitivity Discs (Multi Discs)	DE028	Dodeca Universal -XIII	Low risk	20/12/2012
ASS- Sensitivity Discs (Multi Discs)	DE029	Dodeca G-V minus	Low risk	20/12/2012
ASS- Sensitivity Discs (Multi Discs)	DE030	Dodeca UTI-VII	Low risk	20/12/2012
ASS- Sensitivity Discs (Multi Discs)	DE031	Dodeca G-VI minus	Low risk	20/12/2012
ASS- Sensitivity Discs (Multi Discs)	DE032	Dodeca G-V Plus	Low risk	20/12/2012
ASS- Sensitivity Discs (Multi Discs)	DE033	Dodeca G-VII Minus	Low risk	20/12/2012
ASS- Sensitivity Discs (Multi Discs)	DE034	Dodeca UTI-VIII	Low risk	20/12/2012
ASS- Sensitivity Discs (Multi Discs)	DE035	Dodeca Universal XIV	Low risk	20/12/2012
ASS- Sensitivity Discs (Multi Discs)	DE036	Dodeca G-VI Plus	Low risk	20/12/2012
ASS- Sensitivity Discs (Multi Discs)	DE037	Dodeca G-VIII Minus	Low risk	20/12/2012
ASS- Sensitivity Discs (Multi Discs)	DE038	Dodeca G-VII Plus	Low risk	20/12/2012
ASS- Sensitivity Discs (Multi Discs)	DE039	Dodeca G-IX Minus	Low risk	20/12/2012
ASS- Sensitivity Discs (Multi Discs)	DE040	Dodeca UTI-IX	Low risk	20/12/2012
ASS- Sensitivity Discs (Multi Discs)	DE041	Dodeca Pseudo-II	Low risk	20/12/2012
ASS- Sensitivity Discs (Multi Discs)	DE042	Dodeca Universal XV	Low risk	20/12/2012
ASS- Sensitivity Discs (Multi Discs)	DE043	Dodeca G-X Minus	Low risk	25/08/2016
ASS- Sensitivity Discs (Multi Discs)	DE044	Dodeca - G-VIII Plus	Low risk	25/08/2016
ASS- Sensitivity Discs (Multi Discs)	DE045	Dodeca G-XI Minus	Low risk	20/12/2012
ASS- Sensitivity Discs (Multi Discs)	DE046	Dodeca G-XII Minus	Low risk	20/12/2012
ASS- Sensitivity Discs (Multi Discs)	DE047	Dodeca G-IX Plus	Low risk	20/12/2012
ASS- Sensitivity Discs (Multi Discs)	DE048	Dodeca Staphylococci - 1	Low risk	20/12/2012
ASS- Sensitivity Discs (Multi Discs)	DE049	Dodeca Staphylococci - 2	Low risk	20/12/2012
ASS- Sensitivity Discs (Multi Discs)	DE050	Dodeca Enterococcus -1	Low risk	20/12/2012
ASS- Sensitivity Discs (Multi Discs)	DE051	Dodeca Pseudomonas -1	Low risk	20/12/2012
ASS- Sensitivity Discs (Multi Discs)	DE052	Dodeca Pseudomonas 2	Low risk	25/08/2016



ASS- Sensitivity Discs (Multi Discs)	DE053	Dodeca Enterobacteriaceae - 1	Low risk	20/12/2012
ASS- Sensitivity Discs (Multi Discs)	DE054	Dodeca Enterobacteriaceae - 2	Low risk	20/12/2012
ASS- Sensitivity Discs (Multi Discs)	DE700	Dodeca Staphylococci - 1	Low risk	25/08/2016
ASS- Sensitivity Discs (Multi Discs)	DE701	Dodeca Staphylococci - 2	Low risk	25/08/2016
ASS- Sensitivity Discs (Multi Discs)	DE702	Dodeca Enterococcus - 1	Low risk	25/08/2016
ASS- Sensitivity Discs (Multi Discs)	DE703	Dodeca Pseudomonas - 1	Low risk	25/08/2016
ASS- Sensitivity Discs (Multi Discs)	DE704	Dodeca Pseudomonas - 2	Low risk	25/08/2016
ASS- Sensitivity Discs (Multi Discs)	DE705	Dodeca Enterobacteriaceae - 1	Low risk	25/08/2016
ASS- Sensitivity Discs (Multi Discs)	DE706	Dodeca Enterobacteriaceae - 2	Low risk	25/08/2016
ASS- Sensitivity Discs (Multi Discs)	DE707	Dodeca Universal - 16	Low risk	25/08/2016
ASS- Sensitivity Discs (Multi Discs)	DE708	Dodeca UTI - 10	Low risk	25/08/2016
ASS- Sensitivity Discs (Multi Discs)	DE709	Dodeca G-Minus 13	Low risk	25/08/2016
ASS- Sensitivity Discs (Multi Discs)	DE710	Dodeca G-Plus 10	Low risk	25/08/2016
ASS- Sensitivity Discs (Multi Discs)	DE711	Dodeca G minus XIV	Low risk	25/08/2016
ASS- Sensitivity Discs (Multi Discs)	DE712	Dodeca G minus XV	Low risk	25/08/2016
ASS- Sensitivity Discs (Multi Discs)	DE713	Dodeca G minus 16	Low risk	25/08/2016
ASS- Sensitivity Discs (Multi Discs)	DE714	Dodeca G minus 17	Low risk	25/08/2016
ASS- Sensitivity Discs (Multi Discs)	DE715	Dodeca G minus 18	Low risk	25/08/2016
ASS- Sensitivity Discs (Multi Discs)	DE716	Dodeca G plus 11	Low risk	25/08/2016
ASS- Sensitivity Discs (Multi Discs)	DE717	Dodeca G plus 12	Low risk	25/08/2016
ASS- Sensitivity Discs (Multi Discs)	DE718	Dodeca G minus 19	Low risk	25/08/2016
ASS- Sensitivity Discs (Multi Discs)	DE719	Dodeca UTI 10	Low risk	25/08/2016
ASS- Sensitivity Discs (Multi Discs)	DE720	Dodeca UTI 11	Low risk	25/08/2016
ASS- Sensitivity Discs (Multi Discs)	DE721	Dodeca Universal 16	Low risk	25/08/2016
ASS- Sensitivity Discs (Multi Discs)	DE722	Dodeca Universal 17	Low risk	25/08/2016
ASS- Sensitivity Discs (Multi Discs)	DE723	Dodeca G Plus 13	Low risk	25/08/2016
ASS- Sensitivity Discs (Multi Discs)	DE724	Dodeca UTI-12	Low risk	25/08/2016

ASS- Sensitivity Discs (Multi Discs)	DE725	Dodeca Universal-18	Low risk	25/08/2016
ASS- Sensitivity Discs (Multi Discs)	DE726	Dodeca UTI - 13	Low risk	25/08/2016
ASS- Sensitivity Discs (Multi Discs)	DE727	Dodeca G-minus 20	Low risk	25/08/2016
ASS- Sensitivity Discs (Multi Discs)	DE728	Dodeca UTI 14	Low risk	25/08/2016
ASS- Sensitivity Discs (Multi Discs)	DE729	Dodeca G-Plus 14	Low risk	25/08/2016
ASS- Sensitivity Discs (Multi Discs)	DE730	Dodeca G-Minus 21	Low risk	25/08/2016
ASS- Sensitivity Discs (Multi Discs)	DE731	Dodeca G-Minus 22	Low risk	25/08/2016
ASS- Sensitivity Discs (Multi Discs)	DE732	Dodeca Universal 19	Low risk	25/08/2016
ASS- Sensitivity Discs (Multi Discs)	DE733	Dodeca Universal 20	Low risk	25/08/2016
ASS- Sensitivity Discs (Multi Discs)	DE734	Dodeca Universal 21	Low risk	25/08/2016
ASS- Sensitivity Discs (Multi Discs)	DE735	Dodeca Universal 22	Low risk	25/08/2016
ASS- Sensitivity Discs (Multi Discs)	DE736	Dodeca G-Plus 15	Low risk	25/08/2016
ASS- Sensitivity Discs (Multi Discs)	DE737	Dodeca G-Minus 23	Low risk	25/08/2016
ASS- Sensitivity Discs (Multi Discs)	DE738	Dodeca G-Minus 24	Low risk	25/08/2016
ASS- Sensitivity Discs (Multi Discs)	DE739	Dodeca UTI 13	Low risk	25/08/2016
ASS- Sensitivity Discs (Multi Discs)	DE740	Dodeca G-Plus 16	Low risk	25/08/2016
ASS- Sensitivity Discs (Multi Discs)	DE741	Dodeca G-Minus 25	Low risk	25/08/2016
ASS- Sensitivity Discs (Multi Discs)	DE742	Dodeca Pseudomonas -3	Low risk	25/08/2016
ASS- Sensitivity Discs (Multi Discs)	DE743	Dodeca G-Minus 26	Low risk	04/07/2018
ASS- Sensitivity Discs (Multi Discs)	DE744	Dodeca UTI 15	Low risk	04/07/2018
ASS- Sensitivity Discs (Multi Discs)	DE745	Dodeca Pseudomonas -4	Low risk	04/07/2018
ASS- Sensitivity Discs (Multi Discs)	DE746	Dodeca G-Plus 17	Low risk	04/07/2018
ASS- Sensitivity Discs (Multi Discs)	DE747	Dodeca G-Minus 27	Low risk	04/07/2018
ASS- Sensitivity Discs (Multi Discs)	DE748	Dodeca UTI 16	Low risk	04/07/2018
ASS- Sensitivity Discs (Multi Discs)	DE749	Dodeca G-Plus 18	Low risk	10/11/2020
ASS- Sensitivity Discs (Multi Discs)	DE750	Dodeca G-Plus 19	Low risk	10/11/2020
ASS- Sensitivity Discs (Multi Discs)	DE751	Dodeca G-Minus 28	Low risk	10/11/2020

ASS- Sensitivity Discs (Multi Discs)	DE752	Dodeca G-Minus 29	Low risk	10/11/2020
ASS- Sensitivity Discs (Multi Discs)	DE753	Dodeca G-Plus 20	Low risk	10/11/2020
ASS- Sensitivity Discs (Multi Discs)	DE754	Dodeca G-Minus 30	Low risk	10/11/2020
ASS- Sensitivity Discs (Multi Discs)	DE755	Dodeca Pseudomonas -5	Low risk	10/11/2020
ASS- Sensitivity Discs (Multi Discs)	DE756	Dodeca G-Minus 31	Low risk	10/11/2020
ASS- Sensitivity Discs (Multi Discs)	DE757	Dodeca G-Plus 21	Low risk	10/11/2020
ASS- Ezy MIC Strips	EM001	Amikacin	Low risk	20/12/2012
ASS- Ezy MIC Strips	EM002	Amoxycillin	Low risk	20/12/2012
ASS- Ezy MIC Strips	EM003	Amoxyclav (2:1)	Low risk	20/12/2012
ASS- Ezy MIC Strips	EM004	Azithromycin	Low risk	20/12/2012
ASS- Ezy MIC Strips	EM006	Aztreonam	Low risk	20/12/2012
ASS- Ezy MIC Strips	EM008	Cefazolin	Low risk	20/12/2012
ASS- Ezy MIC Strips	EM009	Cefdinir	Low risk	20/12/2012
ASS- Ezy MIC Strips	EM011	Cefpirome	Low risk	20/12/2012
ASS- Ezy MIC Strips	EM012	Ceftazidime	Low risk	20/12/2012
ASS- Ezy MIC Strips	EM013	Ceftriaxone	Low risk	20/12/2012
ASS- Ezy MIC Strips	EM016	Chloramphenicol	Low risk	20/12/2012
ASS- Ezy MIC Strips	EM017	Ciprofloxacin	Low risk	20/12/2012
ASS- Ezy MIC Strips	EM018	Clarithromycin	Low risk	20/12/2012
ASS- Ezy MIC Strips	EM019	Clindamycin	Low risk	20/12/2012
ASS- Ezy MIC Strips	EM020	Colistin	Low risk	20/12/2012
ASS- Ezy MIC Strips	EM020S	Colistin	Low risk	04/07/2018
ASS- Ezy MIC Strips	EM021	Co-Trimoxazole (1:19)	Low risk	20/12/2012
ASS- Ezy MIC Strips	EM021S	Co-Trimoxazole (1:19)	Low risk	04/07/2018
ASS- Ezy MIC Strips	EM022	Erythromycin	Low risk	20/12/2012
ASS- Ezy MIC Strips	EM023	Fusidic Acid	Low risk	20/12/2012
ASS- Ezy MIC Strips	EM024	Gatifloxacin	Low risk	20/12/2012
ASS- Ezy MIC Strips	EM025	Gentamicin	Low risk	20/12/2012
ASS- Ezy MIC Strips	EM026	Kanamycin	Low risk	20/12/2012
ASS- Ezy MIC Strips	EM027	Levofloxacin	Low risk	20/12/2012
ASS- Ezy MIC Strips	EM029	Linezolid	Low risk	20/12/2012
ASS- Ezy MIC Strips	EM032	Minocycline	Low risk	20/12/2012
ASS- Ezy MIC Strips	EM033	Moxifloxacin	Low risk	20/12/2012
ASS- Ezy MIC Strips	EM035	Nalidixic acid	Low risk	20/12/2012
ASS- Ezy MIC Strips	EM037	Nitrofurantoin	Low risk	20/12/2012
ASS- Ezy MIC Strips	EM038	Norfloxacin	Low risk	20/12/2012
ASS- Ezy MIC Strips	EM039	Ofloxacin	Low risk	20/12/2012

ASS- Ezy MIC Strips	EM041	Piperacillin	Low risk	20/12/2012
ASS- Ezy MIC Strips	EM042	Piperacillin/Tazobactam	Low risk	20/12/2012
ASS- Ezy MIC Strips	EM043	Polymixin B	Low risk	20/12/2012
ASS- Ezy MIC Strips	EM044	Pristinomyacin (Quinupristin/Dalfopristin)	Low risk	20/12/2012
ASS- Ezy MIC Strips	EM045	Rifampicin	Low risk	20/12/2012
ASS- Ezy MIC Strips	EM046	Roxithromycin	Low risk	20/12/2012
ASS- Ezy MIC Strips	EM047	Sparfloxacin	Low risk	20/12/2012
ASS- Ezy MIC Strips	EM048	Streptomycin	Low risk	20/12/2012
ASS- Ezy MIC Strips	EM055	Teicoplanin	Low risk	20/12/2012
ASS- Ezy MIC Strips	EM055S	Teicoplanin	Low risk	04/07/2018
ASS- Ezy MIC Strips	EM056	Tetracycline	Low risk	20/12/2012
ASS- Ezy MIC Strips	EM057	Ticarcillin	Low risk	20/12/2012
ASS- Ezy MIC Strips	EM058	Tobramycin	Low risk	20/12/2012
ASS- Ezy MIC Strips	EM059	Trimethoprim	Low risk	20/12/2012
ASS- Ezy MIC Strips	EM060	Vancomycin	Low risk	20/12/2012
ASS- Ezy MIC Strips	EM060S	Vancomycin	Low risk	04/07/2018
ASS- Ezy MIC Strips	EM061	Gentamicin	Low risk	20/12/2012
ASS- Ezy MIC Strips	EM062	Penicillin	Low risk	20/12/2012
ASS- Ezy MIC Strips	EM063	Oxacillin - Vancomycin	Low risk	20/12/2012
ASS- Ezy MIC Strips	EM064	Cefotaxime	Low risk	20/12/2012
ASS- Ezy MIC Strips	EM065	Oxacillin	Low risk	20/12/2012
ASS- Ezy MIC Strips	EM066	Ceftriaxone	Low risk	20/12/2012
ASS- Ezy MIC Strips	EM066S	Ceftriaxone	Low risk	04/07/2018
ASS- Ezy MIC Strips	EM068	Ampicillin	Low risk	20/12/2012
ASS- Ezy MIC Strips	EM070	Cefepime	Low risk	20/12/2012
ASS- Ezy MIC Strips	EM071	Amphotericin-B	Low risk	20/12/2012
ASS- Ezy MIC Strips	EM072	Fluconazole	Low risk	20/12/2012
ASS- Ezy MIC Strips	EM073	Itraconazole	Low risk	20/12/2012
ASS- Ezy MIC Strips	EM074	Ketoconazole	Low risk	20/12/2012
ASS- Ezy MIC Strips	EM076	Gemifloxacin	Low risk	20/12/2012
ASS- Ezy MIC Strips	EM077	Vancomycin -Cefoxitin	Low risk	20/12/2012
ASS- Ezy MIC Strips	EM078	Imipenem w&w/o EDTA	Low risk	20/12/2012
ASS- Ezy MIC Strips	EM079A	Triple ESBL detection Strip	Low risk	20/12/2012
ASS- Ezy MIC Strips	EM080	Meropenem	Low risk	20/12/2012
ASS- Ezy MIC Strips	EM081A	ESBL & AmpC Detection Strip	Low risk	20/12/2012
ASS- Ezy MIC Strips	EM082	Ciprofloxacin	Low risk	20/12/2012
ASS- Ezy MIC Strips	EM083	Co-Trimoxazole (1:19)	Low risk	20/12/2012
ASS- Ezy MIC Strips	EM084	Penicillin	Low risk	20/12/2012
ASS- Ezy MIC Strips	EM085	Ertapenem	Low risk	20/12/2012
ASS- Ezy MIC Strips	EM086	Voriconazole	Low risk	20/12/2012

ASS- Ezy MIC Strips	EM087	Mupirocin	Low risk	20/12/2012
ASS- Ezy MIC Strips	EM088	Daptomycin (Supplemented with Calcium ions)	Low risk	20/12/2012
ASS- Ezy MIC Strips	EM089	Tigecycline	Low risk	20/12/2012
ASS- Ezy MIC Strips	EM090	Doripenem	Low risk	20/12/2012
ASS- Ezy MIC Strips	EM091	Faropenem	Low risk	20/12/2012
ASS- Ezy MIC Strips	EM092	Meropenem with & without EDTA	Low risk	20/12/2012
ASS- Ezy MIC Strips	EM093	Cefepime/Tazobactam (2:1)	Low risk	20/12/2012
ASS- Ezy MIC Strips	EM094	Cefoperazone/Sulbactam (2:1)	Low risk	20/12/2012
ASS- Ezy MIC Strips	EM095	Netilmicin	Low risk	20/12/2012
ASS- Ezy MIC Strips	EM097	Ceftriaxone/Sulbactam (2:1)	Low risk	20/12/2012
ASS- Ezy MIC Strips	EM098	Ceftazidime / Ceftazidime+ Clavulanic acid	Low risk	20/12/2012
ASS- Ezy MIC Strips	EM099	Cefotaxime / Cefotaxime + Clavulanic acid	Low risk	20/12/2012
ASS- Ezy MIC Strips	EM100	Cefotaxime	Low risk	20/12/2012
ASS- Ezy MIC Strips	EM101	Cefoxitin	Low risk	20/12/2012
ASS- Ezy MIC Strips	EM102	Cefuroxime	Low risk	20/12/2012
ASS- Ezy MIC Strips	EM103	Doxycycline	Low risk	20/12/2012
ASS- Ezy MIC Strips	EM104	Imipenem	Low risk	20/12/2012
ASS- Ezy MIC Strips	EM105	Cefotetan	Low risk	20/12/2012
ASS- Ezy MIC Strips	EM106	Cephalothin	Low risk	20/12/2012
ASS- Ezy MIC Strips	EM107	Cefaclor	Low risk	20/12/2012
ASS- Ezy MIC Strips	EM108	Fosfomicin	Low risk	20/12/2012
ASS- Ezy MIC Strips	EM109	Ampicillin/Sulbactam	Low risk	20/12/2012
ASS- Ezy MIC Strips	EM110	Cefixime	Low risk	20/12/2012
ASS- Ezy MIC Strips	EM111	Vancomycin - Teicoplanin	Low risk	20/12/2012
ASS- Ezy MIC Strips	EM112	Cefoperazone	Low risk	20/12/2012
ASS- Ezy MIC Strips	EM113	Cefonicid	Low risk	20/12/2012
ASS- Ezy MIC Strips	EM114	Cefmetazole	Low risk	20/12/2012
ASS- Ezy MIC Strips	EM115	Enrofloxacin	Low risk	20/12/2012
ASS- Ezy MIC Strips	EM116	Cefepime / cefepime + Clavulanic acid	Low risk	20/12/2012
ASS- Ezy MIC Strips	EM117	Ceftriaxone / Ceftriaxone + Clavulanic acid	Low risk	20/12/2012
ASS- Ezy MIC Strips	EM118	Flucytosine	Low risk	20/12/2012
ASS- Ezy MIC Strips	EM119	Caspofungin	Low risk	20/12/2012
ASS- Ezy MIC Strips	EM120	Posaconazole	Low risk	20/12/2012
ASS- Ezy MIC Strips	EM121	Micafungin	Low risk	20/12/2012
ASS- Ezy MIC Strips	EM122	Anidulafungin	Low risk	20/12/2012
ASS- Ezy MIC Strips	EM123	Ceftizoxime	Low risk	20/12/2012
ASS- Ezy MIC Strips	EM124	Mecillinam	Low risk	20/12/2012
ASS- Ezy MIC Strips	EM125	Ticarcillin/Clavulanic Acid	Low risk	20/12/2012
ASS- Ezy MIC Strips	EM126	Bacitracin	Low risk	20/12/2012
ASS- Ezy MIC Strips	EM127	Cefotetan / Cefotetan + Cloxacillin	Low risk	20/12/2012

ASS- Ezy MIC Strips	EM128	Metronidazole	Low risk	20/12/2012
ASS- Ezy MIC Strips	EM129	Cefpodoxime	Low risk	20/12/2012
ASS- Ezy MIC Strips	EM130	Cefprozil	Low risk	20/12/2012
ASS- Ezy MIC Strips	EM131	Sulbactam	Low risk	20/12/2012
ASS- Ezy MIC Strips	EM132	Improved ESBL Detection Ezy MIC Strip (Mix+/Mix)	Low risk	25/08/2016
ASS- Ezy MIC Strips	EM133	Improved AmpC Detection Ezy MIC Strip (Mix+/Mix)	Low risk	25/08/2016
ASS- Ezy MIC Strips	EM134	MBL Plus ESBL Detection Ezy MIC Strip (ESBL+/ESBL)	Low risk	25/08/2016
ASS- Ezy MIC Strips	EM135	MBL Plus AmpC Detection Ezy MIC Strip (AmpC+/Amp)	Low risk	25/08/2016
ASS- Ezy MIC Strips	EM136	ESBL-AmpC Coexistence Detection Ezy MIC Kit	Low risk	25/08/2016
ASS- Ezy MIC Strips	EM137	MBL-ESBL-AmpC Co-existence Detection Ezy MIC Kit	Low risk	25/08/2016
ASS- Ezy MIC Strips	EM138	Cefpodoxime/Clavulanic Acid Ezy MIC Strip	Low risk	25/08/2016
ASS- Ezy MIC Strips	EM139	Amoxyclav Ezy MIC Strip (AUG) (0.016-256 mcg/ml)	Low risk	25/08/2016
ASS- Ezy MIC Strips	EM140	Ampicillin/Sulbactam Ezy MIC Strip (SAM) (4 mcg/ml)	Low risk	25/08/2016
ASS- Ezy MIC Strips	EM141	Ertapenem/Ertapenem + Boronic acid Ezy MIC Strip (ETP+/ETP)	Low risk	25/08/2016
ASS- Ezy MIC Strips	EM142	Terbinafine Ezy MIC Strip(TRB) (0.002-32 mcg/ml)	Low risk	25/08/2016
ASS- Ezy MIC Strips	EM143	Griseofulvin Ezy MIC Strip (GRI) (0.002-32 mcg/ml)	Low risk	25/08/2016
ASS- Ezy MIC Strips	EM144	Clotrimazole Ezy MIC Strip (CLO) (0.002-32 mcg/ml)	Low risk	25/08/2016
ASS- Ezy MIC Strips	EM145	Terbinafine Ezy MIC Strip(TRB) (0.002-32 mcg/ml)	Low risk	25/08/2016
ASS- Ezy MIC Strips	EM146	Miconazole Ezy MIC Strip (MIC) (0.002-32 mcg/ml)	Low risk	25/08/2016
ASS- Ezy MIC Strips	EM147	Flucloxacillin Ezy MIC Strip (FLC) (0.016-256 mcg/ml)	Low risk	04/07/2018
ASS- Ezy MIC Strips	EM148	Cefepime/Clavulanic acid Ezy MIC Strip (FIC) (0.016-256 mcg/ml)	Low risk	04/07/2018
ASS- Ezy MIC Strips	EM149	Ceftazidime /Tazobactam Ezy MIC Strip (CAT) (0.016-256 mcg/ml)	Low risk	04/07/2018
ASS- Ezy MIC Strips	EM150	Natamycin Ezy MIC Strip (NAT) (0.016-256 mcg/ml)	Low risk	22/04/2019
ASS- Ezy MIC Strips	EM151	Cefpirome/Sulbactam Ezy MIC™ Strip	Low risk	22/04/2019
ASS- Ezy MIC Strips	EM152	Ceftizoxime/Sulbactam Ezy MIC™ Strip	Low risk	10/11/2020
ASS- Ezy MIC Strips	EM153	Ceftazidime/Avibactam Ezy MIC™ Strip	Low risk	10/11/2020
ASS- Ezy MIC Strips	EM154	Faropenem/Clavulanic acid Ezy MIC™ strip (FAC)	Low risk	01/11/2020
ASS- Ezy MIC Strips	EM155	Cefuroxime/Clavulanic acid Ezy MIC™ strip (CXC)	Low risk	01/11/2020
ASS- Ezy MIC Strips	EM701	Xylomonas Ezy MIC Strip (0.016-256mcg/ml)	Low risk	25/08/2016
ASS- Ezy MIC Strips	EM702	Arbekacin Ezy MIC Strip (ABK) (0.016-256 mcg/ml)	Low risk	25/08/2016
ASS- Ezy MIC Strips	EM703	Garenoxacin Ezy MIC Strip (0.002-32 mcg/ml)	Low risk	25/08/2016
ASS- Ezy MIC Strips	EM705	Biapenem Ezy MIC Strip (BPM) (0.002-32 mcg/ml)	Low risk	25/08/2016
ASS- Ezy MIC Strips	EM706	Reinvexin Ezy MIC Strip (PB) (0.016-256 mcg/ml)	Low risk	16/12/2017
ASS- Sensitivity Discs (Multi Discs)	HX001	Hexa G-plus 1	Low risk	20/12/2012
ASS- Sensitivity Discs (Multi Discs)	HX002	Hexa G-plus 2	Low risk	20/12/2012
ASS- Sensitivity Discs (Multi Discs)	HX003	Hexa G-plus 3	Low risk	20/12/2012
ASS- Sensitivity Discs (Multi Discs)	HX004	Hexa G-plus 4	Low risk	20/12/2012

ASS- Sensitivity Discs (Multi Discs)	HX005	Hexa G-plus 5	Low risk	20/12/2012
ASS- Sensitivity Discs (Multi Discs)	HX006	Hexa G-minus 1	Low risk	20/12/2012
ASS- Sensitivity Discs (Multi Discs)	HX007	Hexa G-minus 2	Low risk	20/12/2012
ASS- Sensitivity Discs (Multi Discs)	HX008	Hexa G-minus 3	Low risk	20/12/2012
ASS- Sensitivity Discs (Multi Discs)	HX009	Hexa G-minus 4	Low risk	25/08/2016
ASS- Sensitivity Discs (Multi Discs)	HX010	Hexa G-minus 5	Low risk	20/12/2012
ASS- Sensitivity Discs (Multi Discs)	HX011	Hexa Pseudo 1	Low risk	20/12/2012
ASS- Sensitivity Discs (Multi Discs)	HX012	Hexa Pseudo 2	Low risk	20/12/2012
ASS- Sensitivity Discs (Multi Discs)	HX013	Hexa Pseudo 3	Low risk	20/12/2012
ASS- Sensitivity Discs (Multi Discs)	HX014	Hexa UTI-1	Low risk	20/12/2012
ASS- Sensitivity Discs (Multi Discs)	HX015	Hexa UTI-2	Low risk	20/12/2012
ASS- Sensitivity Discs (Multi Discs)	HX016	Hexa Haemophilus 1	Low risk	25/08/2016
ASS- Sensitivity Discs (Multi Discs)	HX017	Hexa Haemophilus 2	Low risk	20/12/2012
ASS- Sensitivity Discs (Multi Discs)	HX018	Hexa Haemophilus 3	Low risk	25/08/2016
ASS- Sensitivity Discs (Multi Discs)	HX019	Hexa Pneumococci 1	Low risk	25/08/2016
ASS- Sensitivity Discs (Multi Discs)	HX020	Hexa Pneumococci 2	Low risk	20/12/2012
ASS- Sensitivity Discs (Multi Discs)	HX021	Hexa Anaerobic 1	Low risk	20/12/2012
ASS- Sensitivity Discs (Multi Discs)	HX022	Hexa G-plus 6	Low risk	20/12/2012
ASS- Sensitivity Discs (Multi Discs)	HX023	Hexa G-plus 7	Low risk	20/12/2012
ASS- Sensitivity Discs (Multi Discs)	HX024	Hexa G-plus 8	Low risk	20/12/2012
ASS- Sensitivity Discs (Multi Discs)	HX025	Hexa G-Minus 6	Low risk	25/08/2016
ASS- Sensitivity Discs (Multi Discs)	HX026	Hexa Pseudo 4	Low risk	20/12/2012
ASS- Sensitivity Discs (Multi Discs)	HX027	Hexa G-Plus 9	Low risk	20/12/2012
ASS- Sensitivity Discs (Multi Discs)	HX028	Hexa G-minus 7	Low risk	20/12/2012
ASS- Sensitivity Discs (Multi Discs)	HX029	Hexa Pseudo 5	Low risk	20/12/2012
ASS- Sensitivity Discs (Multi Discs)	HX030	Hexa G-Minus 8	Low risk	20/12/2012
ASS- Sensitivity Discs (Multi Discs)	HX031	Hexa G-Plus 10	Low risk	20/12/2012

ASS- Sensitivity Discs (Multi Discs)	HX032	Hexa Universal - 1	Low risk	20/12/2012
ASS- Sensitivity Discs (Multi Discs)	HX033	Hexa UTI 3	Low risk	20/12/2012
ASS- Sensitivity Discs (Multi Discs)	HX034	Hexa G-plus11	Low risk	20/12/2012
ASS- Sensitivity Discs (Multi Discs)	HX035	Hexa G-minus 9	Low risk	20/12/2012
ASS- Sensitivity Discs (Multi Discs)	HX036	Hexa G-minus 29	Low risk	20/12/2012
ASS- Sensitivity Discs (Multi Discs)	HX037	Hexa UTI 4	Low risk	20/12/2012
ASS- Sensitivity Discs (Multi Discs)	HX038	Hexa Universal-2	Low risk	20/12/2012
ASS- Sensitivity Discs (Multi Discs)	HX039	Hexa G-plus 12	Low risk	20/12/2012
ASS- Sensitivity Discs (Multi Discs)	HX040	Hexa G-plus 13	Low risk	20/12/2012
ASS- Sensitivity Discs (Multi Discs)	HX041	Hexa Pneumococci - 3	Low risk	25/08/2016
ASS- Sensitivity Discs (Multi Discs)	HX042	Hexa Pneumococci-4	Low risk	20/12/2012
ASS- Sensitivity Discs (Multi Discs)	HX043	Hexa Pneumococci - 5	Low risk	25/08/2016
ASS- Sensitivity Discs (Multi Discs)	HX044	Hexa Pneumococci - 6	Low risk	25/08/2016
ASS- Sensitivity Discs (Multi Discs)	HX045	Hexa Pneumococci-7	Low risk	20/12/2012
ASS- Sensitivity Discs (Multi Discs)	HX046	Hexa Pneumococci-8	Low risk	20/12/2012
ASS- Sensitivity Discs (Multi Discs)	HX047	Hexa G-plus 25	Low risk	20/12/2012
ASS- Sensitivity Discs (Multi Discs)	HX048	Hexa G-plus 26	Low risk	20/12/2012
ASS- Sensitivity Discs (Multi Discs)	HX049	Hexa G-plus 27	Low risk	20/12/2012
ASS- Sensitivity Discs (Multi Discs)	HX050	Hexa Pseudo 6	Low risk	25/08/2016
ASS- Sensitivity Discs (Multi Discs)	HX051	Hexa Pseudo 7	Low risk	20/12/2012
ASS- Sensitivity Discs (Multi Discs)	HX052	Hexa Pseudo 8	Low risk	25/08/2016
ASS- Sensitivity Discs (Multi Discs)	HX053	Hexa Pseudo 9	Low risk	20/12/2012
ASS- Sensitivity Discs (Multi Discs)	HX054	Hexa Pseudo 10	Low risk	20/12/2012
ASS- Sensitivity Discs (Multi Discs)	HX055	Hexa Pseudo 11	Low risk	20/12/2012
ASS- Sensitivity Discs (Multi Discs)	HX056	Hexa G-minus 26	Low risk	20/12/2012
ASS- Sensitivity Discs (Multi Discs)	HX057	Hexa G-minus 27	Low risk	20/12/2012
ASS- Sensitivity Discs (Multi Discs)	HX058	Hexa G-minus 28	Low risk	20/12/2012



ASS- Sensitivity Discs (Multi Discs)	HX059	Hexa G-minus 10	Low risk	20/12/2012
ASS- Sensitivity Discs (Multi Discs)	HX060	Hexa G-minus 11	Low risk	20/12/2012
ASS- Sensitivity Discs (Multi Discs)	HX061	Hexa G-Minus 12	Low risk	25/08/2016
ASS- Sensitivity Discs (Multi Discs)	HX062	Hexa G-minus 13	Low risk	20/12/2012
ASS- Sensitivity Discs (Multi Discs)	HX063	Hexa G-minus 14	Low risk	20/12/2012
ASS- Sensitivity Discs (Multi Discs)	HX064	Hexa G-minus 15	Low risk	20/12/2012
ASS- Sensitivity Discs (Multi Discs)	HX065	Hexa G-Minus 16	Low risk	25/08/2016
ASS- Sensitivity Discs (Multi Discs)	HX066	Hexa G-minus 17	Low risk	20/12/2012
ASS- Sensitivity Discs (Multi Discs)	HX067	Hexa G-minus 18	Low risk	20/12/2012
ASS- Sensitivity Discs (Multi Discs)	HX068	Hexa G-minus 19	Low risk	20/12/2012
ASS- Sensitivity Discs (Multi Discs)	HX069	Hexa G-minus 20	Low risk	20/12/2012
ASS- Sensitivity Discs (Multi Discs)	HX070	Hexa G-minus 21	Low risk	20/12/2012
ASS- Sensitivity Discs (Multi Discs)	HX071	Hexa G-Minus 22	Low risk	25/08/2016
ASS- Sensitivity Discs (Multi Discs)	HX072	Hexa UTI 4 (Modified)	Low risk	20/12/2012
ASS- Sensitivity Discs (Multi Discs)	HX073	Hexa UTI 5	Low risk	20/12/2012
ASS- Sensitivity Discs (Multi Discs)	HX074	Hexa UTI 6	Low risk	20/12/2012
ASS- Sensitivity Discs (Multi Discs)	HX075	Hexa UTI 7	Low risk	20/12/2012
ASS- Sensitivity Discs (Multi Discs)	HX076	Hexa UTI 8	Low risk	20/12/2012
ASS- Sensitivity Discs (Multi Discs)	HX077	Hexa UTI 9	Low risk	20/12/2012
ASS- Sensitivity Discs (Multi Discs)	HX078	Hexa UTI 10	Low risk	25/08/2016
ASS- Sensitivity Discs (Multi Discs)	HX079	Hexa UTI 11	Low risk	20/12/2012
ASS- Sensitivity Discs (Multi Discs)	HX080	Hexa G-plus 14	Low risk	20/12/2012
ASS- Sensitivity Discs (Multi Discs)	HX081	Hexa G-plus 15	Low risk	20/12/2012
ASS- Sensitivity Discs (Multi Discs)	HX082	Hexa G-Plus 16	Low risk	25/08/2016
ASS- Sensitivity Discs (Multi Discs)	HX083	Hexa G-plus 17	Low risk	20/12/2012
ASS- Sensitivity Discs (Multi Discs)	HX084	Hexa Haemophilus 4	Low risk	20/12/2012
ASS- Sensitivity Discs (Multi Discs)	HX085	Hexa Haemophilus 5	Low risk	25/08/2016

ASS- Sensitivity Discs (Multi Discs)	HX086	Hexa Haemophilus 6	Low risk	20/12/2012
ASS- Sensitivity Discs (Multi Discs)	HX087	Hexa Haemophilus 7	Low risk	20/12/2012
ASS- Sensitivity Discs (Multi Discs)	HX088	Hexa Haemophilus 8	Low risk	20/12/2012
ASS- Sensitivity Discs (Multi Discs)	HX089	Hexa Haemophilus 9	Low risk	20/12/2012
ASS- Sensitivity Discs (Multi Discs)	HX090	Hexa G-plus 18	Low risk	20/12/2012
ASS- Sensitivity Discs (Multi Discs)	HX091	Hexa G-plus 19	Low risk	20/12/2012
ASS- Sensitivity Discs (Multi Discs)	HX092	Hexa G-plus 20	Low risk	20/12/2012
ASS- Sensitivity Discs (Multi Discs)	HX093	Hexa G-plus 21	Low risk	20/12/2012
ASS- Sensitivity Discs (Multi Discs)	HX094	Hexa G-Plus 22	Low risk	25/08/2016
ASS- Sensitivity Discs (Multi Discs)	HX095	Hexa G-minus 23	Low risk	20/12/2012
ASS- Sensitivity Discs (Multi Discs)	HX096	Hexa G-minus 24	Low risk	20/12/2012
ASS- Sensitivity Discs (Multi Discs)	HX097	Hexa Universal-2	Low risk	25/08/2016
ASS- Sensitivity Discs (Multi Discs)	HX098	Hexa Universal-3	Low risk	25/08/2016
ASS- Sensitivity Discs (Multi Discs)	HX099	Hexa UTI 12	Low risk	25/08/2016
ASS- Sensitivity Discs (Multi Discs)	HX100	Hexa G-Plus 23	Low risk	25/08/2016
ASS- Sensitivity Discs (Multi Discs)	HX101	Hexa G-plus 24	Low risk	20/12/2012
ASS- Sensitivity Discs (Multi Discs)	HX102	Hexa G-minus 25	Low risk	20/12/2012
ASS- Sensitivity Discs (Multi Discs)	HX103	Hexa Pseudo 12	Low risk	20/12/2012
ASS- Sensitivity Discs (Multi Discs)	HX104	Hexa Antimycyco-01	Low risk	20/12/2012
ASS- Sensitivity Discs (Multi Discs)	HX700	Hexa G-Plus 25	Low risk	25/08/2016
ASS- Sensitivity Discs (Multi Discs)	HX701	Hexa G-Minus 26	Low risk	25/08/2016
ASS- Sensitivity Discs (Multi Discs)	HX703	Hexa Pseudo-13	Low risk	25/08/2016
ASS- Sensitivity Discs (Multi Discs)	HX704	Hexa G-Minus 27	Low risk	25/08/2016
ASS- Sensitivity Discs (Multi Discs)	HX705	Hexa Anaerobic 2	Low risk	25/08/2016
ASS- Sensitivity Discs (Multi Discs)	HX706	Hexa UTI 14	Low risk	25/08/2016
ASS- Sensitivity Discs (Multi Discs)	HX707	Hexa G-Plus 26	Low risk	25/08/2016
ASS- Sensitivity Discs (Multi Discs)	HX708	Hexa G-Minus 28	Low risk	25/08/2016

ASS- Sensitivity Discs (Multi Discs)	HX709	Hexa Pseudo 14	Low risk	25/08/2016
ASS- Sensitivity Discs (Multi Discs)	HX710	Hexa UTI-15	Low risk	25/08/2016
ASS- Sensitivity Discs (Multi Discs)	HX711	Hexa G-Plus 27	Low risk	25/08/2016
ASS- Sensitivity Discs (Multi Discs)	HX712	Hexa Pseudo 15	Low risk	25/08/2016
ASS- Sensitivity Discs (Multi Discs)	HX713	Hexa Anaerobic-3	Low risk	25/08/2016
ASS- Sensitivity Discs (Multi Discs)	HX714	Hexa Combi 1	Low risk	25/08/2016
ASS- Sensitivity Discs (Multi Discs)	HX715	Hexa Universal 4	Low risk	25/08/2016
ASS- Sensitivity Discs (Multi Discs)	HX716	Hexa Universal 5	Low risk	25/08/2016
ASS- Sensitivity Discs (Multi Discs)	HX717	Hexa Combi 2	Low risk	25/08/2016
ASS- Sensitivity Discs (Multi Discs)	HX718	Hexa Combi 3	Low risk	25/08/2016
ASS- Sensitivity Discs (Multi Discs)	HX719	Hexa Combi 4	Low risk	25/08/2016
ASS- Sensitivity Discs (Multi Discs)	HX720	Hexa Combi 5	Low risk	25/08/2016
ASS- Sensitivity Discs (Multi Discs)	HX721	Hexa Combi 6	Low risk	25/08/2016
ASS- Sensitivity Discs (Multi Discs)	HX722	Hexa Combi 7	Low risk	25/08/2016
ASS- Sensitivity Discs (Multi Discs)	HX723	Hexa Combi 8	Low risk	25/08/2016
ASS- Sensitivity Discs (Multi Discs)	HX724	Hexa Combi 9	Low risk	28/04/2017
ASS- Sensitivity Discs (Multi Discs)	HX725	Hexa Combi 10	Low risk	28/04/2017
ASS- Sensitivity Discs (Multi Discs)	HX726	Hexa Combi 11	Low risk	28/04/2017
ASS- Sensitivity Discs (Multi Discs)	IC001	Icosa Universal - 1	Low risk	20/12/2012
ASS- Sensitivity Discs (Multi Discs)	IC002	Icosa G-I-Plus	Low risk	20/12/2012
ASS- Sensitivity Discs (Multi Discs)	IC003	Icosa G-I-Minus	Low risk	20/12/2012
ASS- Sensitivity Discs (Multi Discs)	IC004	Icosa UTI - 1	Low risk	20/12/2012
ASS- Sensitivity Discs (Multi Discs)	IC005	Icosa Pseudo - 1	Low risk	20/12/2012
ASS- Sensitivity Discs (Multi Discs)	IC006	Icosa Universal - 2	Low risk	20/12/2012
ASS- Sensitivity Discs (Multi Discs)	IC007	Icosa Pseudo - 2	Low risk	20/12/2012
ASS- Sensitivity Discs (Multi Discs)	IC008	Icosa G-II-Minus	Low risk	20/12/2012
ASS- Sensitivity Discs (Multi Discs)	IC701	Icosa Universal - 3	Low risk	25/08/2016

ASS- Sensitivity Discs (Multi Discs)	IC702	Icosa Universal - 4	Low risk	25/08/2016
ASS- Sensitivity Discs (Multi Discs)	IC703	Icosa Universal 5	Low risk	25/08/2016
ASS-HiComb MIC Strips	MD001	Amikacin	Low risk	20/12/2012
ASS-HiComb MIC Strips	MD002	Amoxicillin	Low risk	20/12/2012
ASS-HiComb MIC Strips	MD003	Amoxyclav (Amoxicillin/ Clavulanic acid)	Low risk	20/12/2012
ASS-HiComb MIC Strips	MD004	Azithromycin	Low risk	20/12/2012
ASS-HiComb MIC Strips	MD005	Azlocillin	Low risk	20/12/2012
ASS-HiComb MIC Strips	MD006	Aztreonam	Low risk	20/12/2012
ASS-HiComb MIC Strips	MD007	Carbenicillin	Low risk	20/12/2012
ASS-HiComb MIC Strips	MD008	Cefazolin	Low risk	20/12/2012
ASS-HiComb MIC Strips	MD009	Cefdinir	Low risk	20/12/2012
ASS-HiComb MIC Strips	MD010	Cefepime	Low risk	20/12/2012
ASS-HiComb MIC Strips	MD011	Cefpirome	Low risk	20/12/2012
ASS-HiComb MIC Strips	MD012	Ceftazidime	Low risk	20/12/2012
ASS-HiComb MIC Strips	MD013	Ceftriaxone	Low risk	20/12/2012
ASS-HiComb MIC Strips	MD014	Cefalexin (Cephalexin)	Low risk	20/12/2012
ASS-HiComb MIC Strips	MD015	Cefotaxime (Cephotaxime)	Low risk	20/12/2012
ASS-HiComb MIC Strips	MD016	Chloramphenicol	Low risk	20/12/2012
ASS-HiComb MIC Strips	MD017	Ciprofloxacin	Low risk	20/12/2012
ASS-HiComb MIC Strips	MD018	Clarithromycin	Low risk	20/12/2012
ASS-HiComb MIC Strips	MD019	Clindamycin	Low risk	20/12/2012
ASS-HiComb MIC Strips	MD020	Colistin (Methane Sulphonate)	Low risk	20/12/2012
ASS-HiComb MIC Strips	MD021	Co-Trimoxazole (Sulpha/Trimethoprim)	Low risk	20/12/2012
ASS-HiComb MIC Strips	MD022	Erythromycin	Low risk	20/12/2012
ASS-HiComb MIC Strips	MD023	Fusidic Acid	Low risk	20/12/2012
ASS-HiComb MIC Strips	MD024	Gatifloxacin	Low risk	20/12/2012
ASS-HiComb MIC Strips	MD025	Gentamicin	Low risk	20/12/2012

ASS-HiComb MIC Strips	MD026	Kanamycin	Low risk	20/12/2012
ASS-HiComb MIC Strips	MD027	Levofloxacin	Low risk	20/12/2012
ASS-HiComb MIC Strips	MD028	Lincomycin	Low risk	20/12/2012
ASS-HiComb MIC Strips	MD029	Linezolid	Low risk	20/12/2012
ASS-HiComb MIC Strips	MD030	Lomefloxacin	Low risk	20/12/2012
ASS-HiComb MIC Strips	MD031	Methicillin	Low risk	20/12/2012
ASS-HiComb MIC Strips	MD032	Minocycline	Low risk	20/12/2012
ASS-HiComb MIC Strips	MD033	Moxifloxacin	Low risk	20/12/2012
ASS-HiComb MIC Strips	MD034	Mupirocin	Low risk	20/12/2012
ASS-HiComb MIC Strips	MD035	Nalidixic Acid	Low risk	20/12/2012
ASS-HiComb MIC Strips	MD036	Neomycin	Low risk	20/12/2012
ASS-HiComb MIC Strips	MD037	Nitrofurantoin	Low risk	20/12/2012
ASS-HiComb MIC Strips	MD038	Norfloxacin	Low risk	20/12/2012
ASS-HiComb MIC Strips	MD039	Ofloxacin	Low risk	20/12/2012
ASS-HiComb MIC Strips	MD040	Pefloxacin	Low risk	20/12/2012
ASS-HiComb MIC Strips	MD041	Piperacillin	Low risk	20/12/2012
ASS-HiComb MIC Strips	MD042	Piperacillin/Tazobactam	Low risk	20/12/2012
ASS-HiComb MIC Strips	MD043	Polymyxin-B	Low risk	20/12/2012
ASS-HiComb MIC Strips	MD044	Pristinomyacin (Quinupristin/Dalfopristin)	Low risk	20/12/2012
ASS-HiComb MIC Strips	MD045	Rifampicin	Low risk	20/12/2012
ASS-HiComb MIC Strips	MD046	Roxithromycin	Low risk	20/12/2012
ASS-HiComb MIC Strips	MD047	Sparfloxacin	Low risk	20/12/2012
ASS-HiComb MIC Strips	MD048	Streptomycin	Low risk	20/12/2012
ASS-HiComb MIC Strips	MD049	Sulfasomidine	Low risk	20/12/2012
ASS-HiComb MIC Strips	MD050	Sulphadiazine	Low risk	20/12/2012
ASS-HiComb MIC Strips	MD051	Sulphafurazole (Sulfisoxazole)	Low risk	20/12/2012
ASS-HiComb MIC Strips	MD052	Sulphamethizole	Low risk	20/12/2012

ASS-HiComb MIC Strips	MD053	Sulphamethoxypyridazine	Low risk	20/12/2012
ASS-HiComb MIC Strips	MD054	Sulphaphenazole	Low risk	20/12/2012
ASS-HiComb MIC Strips	MD055	Teicoplanin	Low risk	20/12/2012
ASS-HiComb MIC Strips	MD056	Tetracycline	Low risk	20/12/2012
ASS-HiComb MIC Strips	MD057	Ticarcillin	Low risk	20/12/2012
ASS-HiComb MIC Strips	MD058	Tobramycin	Low risk	20/12/2012
ASS-HiComb MIC Strips	MD059	Trimethoprim	Low risk	20/12/2012
ASS-HiComb MIC Strips	MD060	Vancomycin	Low risk	20/12/2012
ASS-HiComb MIC Strips	MD061	Gentamicin	Low risk	20/12/2012
ASS-HiComb MIC Strips	MD062	Benzyl Penicillin	Low risk	20/12/2012
ASS-HiComb MIC Strips	MD063	Vancomycin	Low risk	20/12/2012
ASS-HiComb MIC Strips	MD064	Cefotaxime (Cephotaxime)	Low risk	20/12/2012
ASS-HiComb MIC Strips	MD065	Oxacillin	Low risk	20/12/2012
ASS-HiComb MIC Strips	MD066	Ceftriaxone	Low risk	20/12/2012
ASS-HiComb MIC Strips	MD067	Amikacin	Low risk	20/12/2012
ASS-HiComb MIC Strips	MD068	Ampicillin	Low risk	20/12/2012
ASS-HiComb MIC Strips	MD069	Ceftazidime	Low risk	20/12/2012
ASS-HiComb MIC Strips	MD070	Cefepime	Low risk	20/12/2012
ASS-HiComb MIC Strips	MD071	Amphotericin B	Low risk	20/12/2012
ASS-HiComb MIC Strips	MD072	Fluconazole	Low risk	20/12/2012
ASS-HiComb MIC Strips	MD073	Itraconazole	Low risk	20/12/2012
ASS-HiComb MIC Strips	MD074	Ketoconazole	Low risk	20/12/2012
ASS-HiComb MIC Strips	MD076	Gemifloxacin	Low risk	20/12/2012
ASS-HiComb MIC Strips	MD701	Cefepime/Tazobactam	Low risk	25/08/2016
ASS-HiComb MIC Strips	MD702	Ceftazidime/Tazobactam	Low risk	25/08/2016
ASS-HiComb MIC Strips	MD704	Nadifloxacin	Low risk	25/08/2016
ASS-HiComb MIC Strips	MD706	Cefoperazone/Tazobactam CST	Low risk	25/08/2016

ASS-HiComb MIC Strips	MD707	Balofloxacin	Low risk	25/08/2016
ASS-HiComb MIC Strips	MD708	Cefuroxime CXM	Low risk	25/08/2016
ASS-HiComb MIC Strips	MD709	Cefpodaxime CPD	Low risk	25/08/2016
ASS-HiComb MIC Strips	MD710	Cefpodaxime / Clavulanic acid (2:1)	Low risk	25/08/2016
ASS-HiComb MIC Strips	MD711	Netilmicin NET	Low risk	25/08/2016
ASS-HiComb MIC Strips	MD712	Cefixime CFM	Low risk	25/08/2016
ASS-HiComb MIC Strips	MD713	Pazufloxacin	Low risk	25/08/2016
ASS- Sensitivity Discs (Multi Discs)	OD001	G-I-plus	Low risk	20/12/2012
ASS- Sensitivity Discs (Multi Discs)	OD001R	G-I-plus	Low risk	20/12/2012
ASS- Sensitivity Discs (Multi Discs)	OD002	G-II-plus	Low risk	20/12/2012
ASS- Sensitivity Discs (Multi Discs)	OD002R	G-II-plus	Low risk	20/12/2012
ASS- Sensitivity Discs (Multi Discs)	OD003	G-III-plus	Low risk	20/12/2012
ASS- Sensitivity Discs (Multi Discs)	OD0032R	Combi I	Low risk	25/08/2016
ASS- Sensitivity Discs (Multi Discs)	OD003R	G-III-plus	Low risk	20/12/2012
ASS- Sensitivity Discs (Multi Discs)	OD004	G-IV-plus	Low risk	20/12/2012
ASS- Sensitivity Discs (Multi Discs)	OD004R	G-IV-plus	Low risk	20/12/2012
ASS- Sensitivity Discs (Multi Discs)	OD005	G-I-minus	Low risk	20/12/2012
ASS- Sensitivity Discs (Multi Discs)	OD005R	G-I-minus	Low risk	20/12/2012
ASS- Sensitivity Discs (Multi Discs)	OD006	G-II-minus	Low risk	20/12/2012
ASS- Sensitivity Discs (Multi Discs)	OD006R	G-II-minus	Low risk	20/12/2012
ASS- Sensitivity Discs (Multi Discs)	OD007	G-III-minus	Low risk	20/12/2012
ASS- Sensitivity Discs (Multi Discs)	OD007R	G-III-minus	Low risk	20/12/2012
ASS- Sensitivity Discs (Multi Discs)	OD008	Pseudo	Low risk	20/12/2012
ASS- Sensitivity Discs (Multi Discs)	OD008R	Pseudo	Low risk	20/12/2012
ASS- Sensitivity Discs (Multi Discs)	OD009	UTI-I	Low risk	20/12/2012
ASS- Sensitivity Discs (Multi Discs)	OD009R	UTI-I	Low risk	20/12/2012
ASS- Sensitivity Discs (Multi Discs)	OD010	UTI-II	Low risk	20/12/2012

ASS- Sensitivity Discs (Multi Discs)	OD010R	UTI-II	Low risk	20/12/2012
ASS- Sensitivity Discs (Multi Discs)	OD011	G-X-plus	Low risk	20/12/2012
ASS- Sensitivity Discs (Multi Discs)	OD011R	G-X-plus	Low risk	20/12/2012
ASS- Sensitivity Discs (Multi Discs)	OD012	G-IX-plus	Low risk	25/08/2016
ASS- Sensitivity Discs (Multi Discs)	OD012R	G-IX-plus	Low risk	25/08/2016
ASS- Sensitivity Discs (Multi Discs)	OD014	G-IV-minus	Low risk	20/12/2012
ASS- Sensitivity Discs (Multi Discs)	OD014R	G-IV-minus	Low risk	20/12/2012
ASS- Sensitivity Discs (Multi Discs)	OD015	G-V-minus	Low risk	20/12/2012
ASS- Sensitivity Discs (Multi Discs)	OD015R	G-V-minus	Low risk	20/12/2012
ASS- Sensitivity Discs (Multi Discs)	OD016	UTI-IV	Low risk	25/08/2016
ASS- Sensitivity Discs (Multi Discs)	OD016R	UTI-IV	Low risk	25/08/2016
ASS- Sensitivity Discs (Multi Discs)	OD017	UTI-VI	Low risk	20/12/2012
ASS- Sensitivity Discs (Multi Discs)	OD017R	UTI-VI	Low risk	20/12/2012
ASS- Sensitivity Discs (Multi Discs)	OD018	UTI-VII	Low risk	20/12/2012
ASS- Sensitivity Discs (Multi Discs)	OD018R	UTI-VII	Low risk	20/12/2012
ASS- Sensitivity Discs (Multi Discs)	OD019	UTI-V	Low risk	20/12/2012
ASS- Sensitivity Discs (Multi Discs)	OD019R	UTI-V	Low risk	20/12/2012
ASS- Sensitivity Discs (Multi Discs)	OD020	Combi I	Low risk	20/12/2012
ASS- Sensitivity Discs (Multi Discs)	OD020R	Combi I	Low risk	20/12/2012
ASS- Sensitivity Discs (Multi Discs)	OD021	Combi II	Low risk	20/12/2012
ASS- Sensitivity Discs (Multi Discs)	OD021R	Combi II	Low risk	20/12/2012
ASS- Sensitivity Discs (Multi Discs)	OD022	Combi III	Low risk	20/12/2012
ASS- Sensitivity Discs (Multi Discs)	OD022R	Combi III	Low risk	20/12/2012
ASS- Sensitivity Discs (Multi Discs)	OD023	Combi IV	Low risk	20/12/2012
ASS- Sensitivity Discs (Multi Discs)	OD023R	Combi IV	Low risk	20/12/2012
ASS- Sensitivity Discs (Multi Discs)	OD024	Combi V	Low risk	25/08/2016
ASS- Sensitivity Discs (Multi Discs)	OD024R	Combi V	Low risk	25/08/2016



ASS- Sensitivity Discs (Multi Discs)	OD025	Combi VI	Low risk	20/12/2012
ASS- Sensitivity Discs (Multi Discs)	OD025R	Combi VI	Low risk	20/12/2012
ASS- Sensitivity Discs (Multi Discs)	OD026	Combi VII	Low risk	20/12/2012
ASS- Sensitivity Discs (Multi Discs)	OD026R	Combi VII	Low risk	20/12/2012
ASS- Sensitivity Discs (Multi Discs)	OD027	Combi VIII	Low risk	25/08/2016
ASS- Sensitivity Discs (Multi Discs)	OD027R	Combi VIII	Low risk	25/08/2016
ASS- Sensitivity Discs (Multi Discs)	OD028	Combi IX	Low risk	25/08/2016
ASS- Sensitivity Discs (Multi Discs)	OD028R	Combi IX	Low risk	25/08/2016
ASS- Sensitivity Discs (Multi Discs)	OD029	Combi X	Low risk	25/08/2016
ASS- Sensitivity Discs (Multi Discs)	OD029R	Combi X	Low risk	25/08/2016
ASS- Sensitivity Discs (Multi Discs)	OD030	Combi XI	Low risk	20/12/2012
ASS- Sensitivity Discs (Multi Discs)	OD030R	Combi XI	Low risk	20/12/2012
ASS- Sensitivity Discs (Multi Discs)	OD031	Combi XII	Low risk	20/12/2012
ASS- Sensitivity Discs (Multi Discs)	OD031R	Combi XII	Low risk	20/12/2012
ASS- Sensitivity Discs (Multi Discs)	OD032	Combi XIII	Low risk	20/12/2012
ASS- Sensitivity Discs (Multi Discs)	OD032R	Combi XIII	Low risk	20/12/2012
ASS- Sensitivity Discs (Multi Discs)	OD033	G-V-plus	Low risk	20/12/2012
ASS- Sensitivity Discs (Multi Discs)	OD033R	G-V-plus	Low risk	20/12/2012
ASS- Sensitivity Discs (Multi Discs)	OD034	G-VI-plus	Low risk	20/12/2012
ASS- Sensitivity Discs (Multi Discs)	OD034R	G-VI-plus	Low risk	20/12/2012
ASS- Sensitivity Discs (Multi Discs)	OD035	UTI III	Low risk	20/12/2012
ASS- Sensitivity Discs (Multi Discs)	OD035R	UTI III	Low risk	20/12/2012
ASS- Sensitivity Discs (Multi Discs)	OD036	Pseudo I	Low risk	20/12/2012
ASS- Sensitivity Discs (Multi Discs)	OD036R	Pseudo I	Low risk	20/12/2012
ASS- Sensitivity Discs (Multi Discs)	OD037	G-VII-plus	Low risk	25/08/2016
ASS- Sensitivity Discs (Multi Discs)	OD037R	G-VII-plus	Low risk	25/08/2016
ASS- Sensitivity Discs (Multi Discs)	OD038	G-VIII-plus	Low risk	20/12/2012

ASS- Sensitivity Discs (Multi Discs)	OD038R	G-VIII-plus	Low risk	20/12/2012
ASS- Sensitivity Discs (Multi Discs)	OD039	G-XI-plus	Low risk	25/08/2016
ASS- Sensitivity Discs (Multi Discs)	OD039R	G-XI-plus	Low risk	25/08/2016
ASS- Sensitivity Discs (Multi Discs)	OD040	UTI-VIII	Low risk	25/08/2016
ASS- Sensitivity Discs (Multi Discs)	OD040R	UTI-VIII	Low risk	25/08/2016
ASS- Sensitivity Discs (Multi Discs)	OD041	G-XII-plus	Low risk	20/12/2012
ASS- Sensitivity Discs (Multi Discs)	OD041R	G-XII-plus	Low risk	20/12/2012
ASS- Sensitivity Discs (Multi Discs)	OD042	G-VI-minus	Low risk	20/12/2012
ASS- Sensitivity Discs (Multi Discs)	OD042R	G-VI-minus	Low risk	20/12/2012
ASS- Sensitivity Discs (Multi Discs)	OD043	G-VII-minus	Low risk	20/12/2012
ASS- Sensitivity Discs (Multi Discs)	OD043R	G-VII-minus	Low risk	20/12/2012
ASS- Sensitivity Discs (Multi Discs)	OD044	G-VIII-minus	Low risk	20/12/2012
ASS- Sensitivity Discs (Multi Discs)	OD044R	G-VIII-minus	Low risk	20/12/2012
ASS- Sensitivity Discs (Multi Discs)	OD045	G-IX-minus	Low risk	20/12/2012
ASS- Sensitivity Discs (Multi Discs)	OD045R	G-IX-minus	Low risk	20/12/2012
ASS- Sensitivity Discs (Multi Discs)	OD046	G-X-minus	Low risk	25/08/2016
ASS- Sensitivity Discs (Multi Discs)	OD046R	G-X-minus	Low risk	25/08/2016
ASS- Sensitivity Discs (Multi Discs)	OD047	G-XI-minus	Low risk	20/12/2012
ASS- Sensitivity Discs (Multi Discs)	OD047R	G-XI-minus	Low risk	20/12/2012
ASS- Sensitivity Discs (Multi Discs)	OD048	UTI-IX	Low risk	25/08/2016
ASS- Sensitivity Discs (Multi Discs)	OD048R	UTI-IX	Low risk	25/08/2016
ASS- Sensitivity Discs (Multi Discs)	OD049	G-XIII- plus	Low risk	25/08/2016
ASS- Sensitivity Discs (Multi Discs)	OD049R	G-XIII- plus	Low risk	25/08/2016
ASS- Sensitivity Discs (Multi Discs)	OD050	G-XIV- plus	Low risk	20/12/2012
ASS- Sensitivity Discs (Multi Discs)	OD050R	G-XIV- plus	Low risk	20/12/2012
ASS- Sensitivity Discs (Multi Discs)	OD051	UTI-X	Low risk	20/12/2012
ASS- Sensitivity Discs (Multi Discs)	OD051R	UTI-X	Low risk	20/12/2012

ASS- Sensitivity Discs (Multi Discs)	OD052	UTI-XI	Low risk	25/08/2016
ASS- Sensitivity Discs (Multi Discs)	OD052R	UTI-XI	Low risk	25/08/2016
ASS- Sensitivity Discs (Multi Discs)	OD053	G-XII-minus	Low risk	20/12/2012
ASS- Sensitivity Discs (Multi Discs)	OD053R	G-XII-minus	Low risk	20/12/2012
ASS- Sensitivity Discs (Multi Discs)	OD054	UTI-XII	Low risk	20/12/2012
ASS- Sensitivity Discs (Multi Discs)	OD054R	UTI-XII	Low risk	20/12/2012
ASS- Sensitivity Discs (Multi Discs)	OD055	G-XIII-minus	Low risk	20/12/2012
ASS- Sensitivity Discs (Multi Discs)	OD055R	G-XIII-minus	Low risk	20/12/2012
ASS- Sensitivity Discs (Multi Discs)	OD056	Combi 59	Low risk	25/08/2016
ASS- Sensitivity Discs (Multi Discs)	OD056R	Combi 59	Low risk	25/08/2016
ASS- Sensitivity Discs (Multi Discs)	OD057	G-XVIII-minus	Low risk	20/12/2012
ASS- Sensitivity Discs (Multi Discs)	OD057R	G-XVIII-minus	Low risk	20/12/2012
ASS- Sensitivity Discs (Multi Discs)	OD058	G-XIX-minus	Low risk	25/08/2016
ASS- Sensitivity Discs (Multi Discs)	OD058R	G-XIX-minus	Low risk	25/08/2016
ASS- Sensitivity Discs (Multi Discs)	OD059	G-XX-minus	Low risk	25/08/2016
ASS- Sensitivity Discs (Multi Discs)	OD059R	G-XX-minus	Low risk	25/08/2016
ASS- Sensitivity Discs (Multi Discs)	OD060	G-XXI-minus	Low risk	20/12/2012
ASS- Sensitivity Discs (Multi Discs)	OD060R	G-XXI-minus	Low risk	20/12/2012
ASS- Sensitivity Discs (Multi Discs)	OD061	G-XXII-minus	Low risk	20/12/2012
ASS- Sensitivity Discs (Multi Discs)	OD061R	G-XXII-minus	Low risk	20/12/2012
ASS- Sensitivity Discs (Multi Discs)	OD062	G-XXIII-minus	Low risk	25/08/2016
ASS- Sensitivity Discs (Multi Discs)	OD062R	G-XXIII-minus	Low risk	25/08/2016
ASS- Sensitivity Discs (Multi Discs)	OD063	Pseudo V	Low risk	20/12/2012
ASS- Sensitivity Discs (Multi Discs)	OD063R	Pseudo V	Low risk	20/12/2012
ASS- Sensitivity Discs (Multi Discs)	OD064	Combi-XIV	Low risk	25/08/2016
ASS- Sensitivity Discs (Multi Discs)	OD064R	Combi XIV	Low risk	25/08/2016
ASS- Sensitivity Discs (Multi Discs)	OD065	UTI-XVII	Low risk	25/08/2016

ASS- Sensitivity Discs (Multi Discs)	OD065R	UTI-XVII	Low risk	25/08/2016
ASS- Sensitivity Discs (Multi Discs)	OD066	Combi 82	Low risk	20/12/2012
ASS- Sensitivity Discs (Multi Discs)	OD066R	Combi 82	Low risk	20/12/2012
ASS- Sensitivity Discs (Multi Discs)	OD067	Combi 83	Low risk	20/12/2012
ASS- Sensitivity Discs (Multi Discs)	OD067R	Combi 83	Low risk	20/12/2012
ASS- Sensitivity Discs (Multi Discs)	OD202	Comb XXI	Low risk	25/08/2016
ASS- Sensitivity Discs (Multi Discs)	OD209	Combi 28	Low risk	25/08/2016
ASS- Sensitivity Discs (Multi Discs)	OD211	Combi 30	Low risk	25/08/2016
ASS- Sensitivity Discs (Multi Discs)	OD211R	Combi 30	Low risk	25/08/2016
ASS- Sensitivity Discs (Multi Discs)	OD212	Combi 31	Low risk	25/08/2016
ASS- Sensitivity Discs (Multi Discs)	OD215	Combi 34	Low risk	25/08/2016
ASS- Sensitivity Discs (Multi Discs)	OD215R	Combi 34	Low risk	25/08/2016
ASS- Sensitivity Discs (Multi Discs)	OD216	Combi 35	Low risk	25/08/2016
ASS- Sensitivity Discs (Multi Discs)	OD216R	Combi 35	Low risk	25/08/2016
ASS- Sensitivity Discs (Multi Discs)	OD220	Combi 39	Low risk	25/08/2016
ASS- Sensitivity Discs (Multi Discs)	OD221	Combi 40	Low risk	25/08/2016
ASS- Sensitivity Discs (Multi Discs)	OD223	G XIV minus	Low risk	25/08/2016
ASS- Sensitivity Discs (Multi Discs)	OD224	G XV plus	Low risk	25/08/2016
ASS- Sensitivity Discs (Multi Discs)	OD225	UTI XIII	Low risk	25/08/2016
ASS- Sensitivity Discs (Multi Discs)	OD226	Combi 41	Low risk	25/08/2016
ASS- Sensitivity Discs (Multi Discs)	OD227	UTI-XIV	Low risk	25/08/2016
ASS- Sensitivity Discs (Multi Discs)	OD228	Pseudo II	Low risk	25/08/2016
ASS- Sensitivity Discs (Multi Discs)	OD229	G-XV-minus	Low risk	25/08/2016
ASS- Sensitivity Discs (Multi Discs)	OD230	G-XVI-plus	Low risk	25/08/2016
ASS- Sensitivity Discs (Multi Discs)	OD231	Combi -42	Low risk	25/08/2016
ASS- Sensitivity Discs (Multi Discs)	OD232	Combi 43	Low risk	25/08/2016
ASS- Sensitivity Discs (Multi Discs)	OD233	Combi 44	Low risk	25/08/2016

ASS- Sensitivity Discs (Multi Discs)	OD233R	Combi 44	Low risk	25/08/2016
ASS- Sensitivity Discs (Multi Discs)	OD234	Combi 45	Low risk	25/08/2016
ASS- Sensitivity Discs (Multi Discs)	OD234R	Combi 45	Low risk	25/08/2016
ASS- Sensitivity Discs (Multi Discs)	OD241	Combi 49	Low risk	25/08/2016
ASS- Sensitivity Discs (Multi Discs)	OD241R	Combi 49	Low risk	25/08/2016
ASS- Sensitivity Discs (Multi Discs)	OD243	G XVII minus	Low risk	25/08/2016
ASS- Sensitivity Discs (Multi Discs)	OD244	G XIX plus	Low risk	25/08/2016
ASS- Sensitivity Discs (Multi Discs)	OD248	Combi-53	Low risk	25/08/2016
ASS- Sensitivity Discs (Multi Discs)	OD249	Combi-54	Low risk	25/08/2016
ASS- Sensitivity Discs (Multi Discs)	OD250	Pseudo - III for Pseudomonas	Low risk	25/08/2016
ASS- Sensitivity Discs (Multi Discs)	OD251	GXX plus	Low risk	25/08/2016
ASS- Sensitivity Discs (Multi Discs)	OD253	Combi 56	Low risk	25/08/2016
ASS- Sensitivity Discs (Multi Discs)	OD256	Combi 59	Low risk	20/12/2012
ASS- Sensitivity Discs (Multi Discs)	OD256R	Combi 59	Low risk	20/12/2012
ASS- Sensitivity Discs (Multi Discs)	OD257	Combi 60	Low risk	20/12/2012
ASS- Sensitivity Discs (Multi Discs)	OD257R	Combi 60	Low risk	20/12/2012
ASS- Sensitivity Discs (Multi Discs)	OD258	Combi 61	Low risk	20/12/2012
ASS- Sensitivity Discs (Multi Discs)	OD258R	Combi 61	Low risk	20/12/2012
ASS- Sensitivity Discs (Multi Discs)	OD259	Combi 62	Low risk	25/08/2016
ASS- Sensitivity Discs (Multi Discs)	OD259R	Combi 62	Low risk	25/08/2016
ASS- Sensitivity Discs (Multi Discs)	OD260	UTI-XIII	Low risk	25/08/2016
ASS- Sensitivity Discs (Multi Discs)	OD261	UTI-XIV	Low risk	25/08/2016
ASS- Sensitivity Discs (Multi Discs)	OD262	UTI-E	Low risk	25/08/2016
ASS- Sensitivity Discs (Multi Discs)	OD263	UTI-XV	Low risk	25/08/2016
ASS- Sensitivity Discs (Multi Discs)	OD264	Pseudo II	Low risk	25/08/2016
ASS- Sensitivity Discs (Multi Discs)	OD265	Combi 63	Low risk	25/08/2016
ASS- Sensitivity Discs (Multi Discs)	OD266	Combi 64	Low risk	25/08/2016

ASS- Sensitivity Discs (Multi Discs)	OD267	Combi 65	Low risk	25/08/2016
ASS- Sensitivity Discs (Multi Discs)	OD268	Combi 66	Low risk	25/08/2016
ASS- Sensitivity Discs (Multi Discs)	OD269	Combi 67	Low risk	20/12/2012
ASS- Sensitivity Discs (Multi Discs)	OD269R	Combi 67	Low risk	20/12/2012
ASS- Sensitivity Discs (Multi Discs)	OD270	Combi 68	Low risk	20/12/2012
ASS- Sensitivity Discs (Multi Discs)	OD270R	Combi 68	Low risk	20/12/2012
ASS- Sensitivity Discs (Multi Discs)	OD271	Combi 69	Low risk	20/12/2012
ASS- Sensitivity Discs (Multi Discs)	OD271R	Combi 69	Low risk	20/12/2012
ASS- Sensitivity Discs (Multi Discs)	OD272	Combi 70	Low risk	20/12/2012
ASS- Sensitivity Discs (Multi Discs)	OD272R	Combi 70	Low risk	20/12/2012
ASS- Sensitivity Discs (Multi Discs)	OD273	Combi 71	Low risk	20/12/2012
ASS- Sensitivity Discs (Multi Discs)	OD273R	Combi 71	Low risk	20/12/2012
ASS- Sensitivity Discs (Multi Discs)	OD274	Combi 72	Low risk	25/08/2016
ASS- Sensitivity Discs (Multi Discs)	OD274R	Combi 72	Low risk	25/08/2016
ASS- Sensitivity Discs (Multi Discs)	OD275	Combi 73	Low risk	25/08/2016
ASS- Sensitivity Discs (Multi Discs)	OD275R	Combi 73	Low risk	25/08/2016
ASS- Sensitivity Discs (Multi Discs)	OD275RS	Combi 60	Low risk	25/08/2016
ASS- Sensitivity Discs (Multi Discs)	OD275S	Combi 60	Low risk	25/08/2016
ASS- Sensitivity Discs (Multi Discs)	OD276	Combi 84	Low risk	20/12/2012
ASS- Sensitivity Discs (Multi Discs)	OD276R	Combi 84	Low risk	20/12/2012
ASS- Sensitivity Discs (Multi Discs)	OD277	Combi 77	Low risk	20/12/2012
ASS- Sensitivity Discs (Multi Discs)	OD277R	Combi 77	Low risk	20/12/2012
ASS- Sensitivity Discs (Multi Discs)	OD278	Combi 78	Low risk	20/12/2012
ASS- Sensitivity Discs (Multi Discs)	OD278R	Combi 78	Low risk	20/12/2012
ASS- Sensitivity Discs (Multi Discs)	OD279	Combi 79	Low risk	25/08/2016
ASS- Sensitivity Discs (Multi Discs)	OD279R	Combi 79	Low risk	25/08/2016
ASS- Sensitivity Discs (Multi Discs)	OD280	Combi 80	Low risk	20/12/2012

ASS- Sensitivity Discs (Multi Discs)	OD280R	Combi 80	Low risk	20/12/2012
ASS- Sensitivity Discs (Multi Discs)	OD281	Combi 85	Low risk	20/12/2012
ASS- Sensitivity Discs (Multi Discs)	OD281R	Combi 85	Low risk	20/12/2012
ASS- Sensitivity Discs (Multi Discs)	OD282	Combi 505	Low risk	20/12/2012
ASS- Sensitivity Discs (Multi Discs)	OD282R	Combi 505	Low risk	20/12/2012
ASS- Sensitivity Discs (Multi Discs)	OD283	Combi 506	Low risk	20/12/2012
ASS- Sensitivity Discs (Multi Discs)	OD283R	Combi 506	Low risk	20/12/2012
ASS- Sensitivity Discs (Multi Discs)	OD284	Combi 508	Low risk	20/12/2012
ASS- Sensitivity Discs (Multi Discs)	OD284R	Combi 508	Low risk	20/12/2012
ASS- Sensitivity Discs (Multi Discs)	OD285	Combi 509	Low risk	20/12/2012
ASS- Sensitivity Discs (Multi Discs)	OD285R	Combi 509	Low risk	20/12/2012
ASS- Sensitivity Discs (Multi Discs)	OD286	Combi 510	Low risk	20/12/2012
ASS- Sensitivity Discs (Multi Discs)	OD286R	Combi 510	Low risk	20/12/2012
ASS- Sensitivity Discs (Multi Discs)	OD287	Combi 511	Low risk	20/12/2012
ASS- Sensitivity Discs (Multi Discs)	OD287R	Combi 511	Low risk	20/12/2012
ASS- Sensitivity Discs (Multi Discs)	OD288	Combi 512	Low risk	25/08/2016
ASS- Sensitivity Discs (Multi Discs)	OD288R	Combi 512	Low risk	25/08/2016
ASS- Sensitivity Discs (Multi Discs)	OD289	Combi 513	Low risk	20/12/2012
ASS- Sensitivity Discs (Multi Discs)	OD289R	Combi 513	Low risk	20/12/2012
ASS- Sensitivity Discs (Multi Discs)	OD290	Combi 514	Low risk	20/12/2012
ASS- Sensitivity Discs (Multi Discs)	OD290R	Combi 514	Low risk	20/12/2012
ASS- Sensitivity Discs (Multi Discs)	OD291	Combi 90	Low risk	20/12/2012
ASS- Sensitivity Discs (Multi Discs)	OD291R	Combi 90	Low risk	20/12/2012
ASS- Sensitivity Discs (Multi Discs)	OD292	Combi 91	Low risk	20/12/2012
ASS- Sensitivity Discs (Multi Discs)	OD292R	Combi 91	Low risk	20/12/2012
ASS- Sensitivity Discs (Multi Discs)	OD293	Combi 92	Low risk	20/12/2012
ASS- Sensitivity Discs (Multi Discs)	OD293R	Combi 92	Low risk	20/12/2012

ASS- Sensitivity Discs (Multi Discs)	OD294	Combi 93	Low risk	20/12/2012
ASS- Sensitivity Discs (Multi Discs)	OD294R	Combi 93	Low risk	20/12/2012
ASS- Sensitivity Discs (Multi Discs)	OD295	Combi 516	Low risk	20/12/2012
ASS- Sensitivity Discs (Multi Discs)	OD295R	Combi 516	Low risk	20/12/2012
ASS- Sensitivity Discs (Multi Discs)	OD296	Combi 517	Low risk	20/12/2012
ASS- Sensitivity Discs (Multi Discs)	OD296R	Combi 517	Low risk	20/12/2012
ASS- Sensitivity Discs (Multi Discs)	OD297	Combi 518	Low risk	20/12/2012
ASS- Sensitivity Discs (Multi Discs)	OD297R	Combi 518	Low risk	20/12/2012
ASS- Sensitivity Discs (Multi Discs)	OD298	Combi 94	Low risk	20/12/2012
ASS- Sensitivity Discs (Multi Discs)	OD298R	Combi 94	Low risk	20/12/2012
ASS- Sensitivity Discs (Multi Discs)	OD299	Combi 95	Low risk	20/12/2012
ASS- Sensitivity Discs (Multi Discs)	OD299R	Combi 95	Low risk	20/12/2012
ASS- Sensitivity Discs (Multi Discs)	OD300	Combi 96	Low risk	20/12/2012
ASS- Sensitivity Discs (Multi Discs)	OD300R	Combi 96	Low risk	20/12/2012
ASS- Sensitivity Discs (Multi Discs)	OD301	G minus-24	Low risk	20/12/2012
ASS- Sensitivity Discs (Multi Discs)	OD301R	G minus-24	Low risk	20/12/2012
ASS- Sensitivity Discs (Multi Discs)	OD302	G minus-25	Low risk	20/12/2012
ASS- Sensitivity Discs (Multi Discs)	OD302R	G minus-25	Low risk	20/12/2012
ASS- Sensitivity Discs (Multi Discs)	OD303	G Plus-15	Low risk	20/12/2012
ASS- Sensitivity Discs (Multi Discs)	OD303R	G Plus-15	Low risk	20/12/2012
ASS- Sensitivity Discs (Multi Discs)	OD304	G Plus-16	Low risk	20/12/2012
ASS- Sensitivity Discs (Multi Discs)	OD304R	G Plus-16	Low risk	20/12/2012
ASS- Sensitivity Discs (Multi Discs)	OD305	G Plus-17	Low risk	20/12/2012
ASS- Sensitivity Discs (Multi Discs)	OD305R	G Plus-17	Low risk	20/12/2012
ASS- Sensitivity Discs (Multi Discs)	OD306	UTI-18	Low risk	20/12/2012
ASS- Sensitivity Discs (Multi Discs)	OD306R	UTI-18	Low risk	20/12/2012
ASS- Sensitivity Discs (Multi Discs)	OD307	Pseudo VI	Low risk	20/12/2012



ASS- Sensitivity Discs (Multi Discs)	OD307R	Pseudo VI	Low risk	20/12/2012
ASS- Sensitivity Discs (Multi Discs)	OD308	Universal - 1	Low risk	20/12/2012
ASS- Sensitivity Discs (Multi Discs)	OD308R	Universal - 1	Low risk	20/12/2012
ASS- Sensitivity Discs (Multi Discs)	OD309	G Plus-18	Low risk	20/12/2012
ASS- Sensitivity Discs (Multi Discs)	OD309R	G Plus-18	Low risk	20/12/2012
ASS- Sensitivity Discs (Multi Discs)	OD310	G minus-26	Low risk	20/12/2012
ASS- Sensitivity Discs (Multi Discs)	OD310R	G minus-26	Low risk	20/12/2012
ASS- Sensitivity Discs (Multi Discs)	OD311	G minus-27	Low risk	20/12/2012
ASS- Sensitivity Discs (Multi Discs)	OD311R	G minus-27	Low risk	20/12/2012
ASS- Sensitivity Discs (Multi Discs)	OD312	G Minus - 28	Low risk	20/12/2012
ASS- Sensitivity Discs (Multi Discs)	OD312R	G Minus - 28	Low risk	20/12/2012
ASS- Sensitivity Discs (Multi Discs)	OD313	G Minus - 29	Low risk	20/12/2012
ASS- Sensitivity Discs (Multi Discs)	OD313R	G Minus - 29	Low risk	20/12/2012
ASS- Sensitivity Discs (Multi Discs)	OD704	Combi 77	Low risk	25/08/2016
ASS- Sensitivity Discs (Multi Discs)	OD705	Combi 78	Low risk	25/08/2016
ASS- Sensitivity Discs (Multi Discs)	OD706	Combi 79	Low risk	25/08/2016
ASS- Sensitivity Discs (Multi Discs)	OD707	Combi 80	Low risk	25/08/2016
ASS- Sensitivity Discs (Multi Discs)	OD708	Combi 81	Low risk	25/08/2016
ASS- Sensitivity Discs (Multi Discs)	OD709	Combi 85	Low risk	25/08/2016
ASS- Sensitivity Discs (Multi Discs)	OD710	Combi 86	Low risk	25/08/2016
ASS- Sensitivity Discs (Multi Discs)	OD711	Combi 501	Low risk	25/08/2016
ASS- Sensitivity Discs (Multi Discs)	OD712	Combi 502	Low risk	25/08/2016
ASS- Sensitivity Discs (Multi Discs)	OD713	Combi 503	Low risk	25/08/2016
ASS- Sensitivity Discs (Multi Discs)	OD714	Combi 504	Low risk	25/08/2016
ASS- Sensitivity Discs (Multi Discs)	OD715	Combi 505	Low risk	25/08/2016
ASS- Sensitivity Discs (Multi Discs)	OD716	Combi 506	Low risk	25/08/2016
ASS- Sensitivity Discs (Multi Discs)	OD717	Octodiscs-A	Low risk	25/08/2016

ASS- Sensitivity Discs (Multi Discs)	OD718	Octodiscs-B	Low risk	25/08/2016
ASS- Sensitivity Discs (Multi Discs)	OD719	Octodiscs-C	Low risk	25/08/2016
ASS- Sensitivity Discs (Multi Discs)	OD720	Octodiscs-D	Low risk	25/08/2016
ASS- Sensitivity Discs (Multi Discs)	OD721	Octodiscs-E	Low risk	25/08/2016
ASS- Sensitivity Discs (Multi Discs)	OD722	Octodiscs-F	Low risk	25/08/2016
ASS- Sensitivity Discs (Multi Discs)	OD723	Octodiscs-G	Low risk	25/08/2016
ASS- Sensitivity Discs (Multi Discs)	OD724	Combi 507	Low risk	25/08/2016
ASS- Sensitivity Discs (Multi Discs)	OD725	Combi 508	Low risk	25/08/2016
ASS- Sensitivity Discs (Multi Discs)	OD726	Combi 509	Low risk	25/08/2016
ASS- Sensitivity Discs (Multi Discs)	OD727	Combi 510	Low risk	25/08/2016
ASS- Sensitivity Discs (Multi Discs)	OD728	Combi 511	Low risk	25/08/2016
ASS- Sensitivity Discs (Multi Discs)	OD729	Combi 512	Low risk	25/08/2016
ASS- Sensitivity Discs (Multi Discs)	OD730	Combi 513	Low risk	25/08/2016
ASS- Sensitivity Discs (Multi Discs)	OD731	Combi 514	Low risk	25/08/2016
ASS- Sensitivity Discs (Multi Discs)	OD732	Combi 515	Low risk	25/08/2016
ASS- Sensitivity Discs (Multi Discs)	OD733	Combi 516	Low risk	25/08/2016
ASS- Sensitivity Discs (Multi Discs)	OD734	Combi 517	Low risk	25/08/2016
ASS- Sensitivity Discs (Multi Discs)	OD735	Combi 518	Low risk	25/08/2016
ASS- Sensitivity Discs (Multi Discs)	OD736R	Combi 519	Low risk	25/08/2016
ASS- Sensitivity Discs (Multi Discs)	OD737	Combi 520	Low risk	25/08/2016
ASS- Sensitivity Discs (Multi Discs)	OD737R	Combi 520	Low risk	25/08/2016
ASS- Sensitivity Discs (Multi Discs)	OD738	Combi 521	Low risk	25/08/2016
ASS- Sensitivity Discs (Multi Discs)	OD738R	Combi 521	Low risk	25/08/2016
ASS- Sensitivity Discs (Multi Discs)	OD739	Combi 522	Low risk	25/08/2016
ASS- Sensitivity Discs (Multi Discs)	OD739R	Combi 522	Low risk	25/08/2016
ASS- Sensitivity Discs (Multi Discs)	OD740	Combi 523	Low risk	25/08/2016
ASS- Sensitivity Discs (Multi Discs)	OD740R	Combi 523	Low risk	25/08/2016

ASS- Sensitivity Discs (Multi Discs)	OD741	Combi 524	Low risk	25/08/2016
ASS- Sensitivity Discs (Multi Discs)	OD741R	Combi 524	Low risk	25/08/2016
ASS- Sensitivity Discs (Multi Discs)	OD742	Combi 525	Low risk	25/08/2016
ASS- Sensitivity Discs (Multi Discs)	OD742R	Combi 525	Low risk	25/08/2016
ASS- Sensitivity Discs (Multi Discs)	OD743	Combi 526	Low risk	25/08/2016
ASS- Sensitivity Discs (Multi Discs)	OD743R	Combi 526	Low risk	25/08/2016
ASS- Sensitivity Discs (Multi Discs)	OD744	Combi 527	Low risk	25/08/2016
ASS- Sensitivity Discs (Multi Discs)	OD744R	Combi 527	Low risk	25/08/2016
ASS- Sensitivity Discs (Multi Discs)	OD745	Combi 528	Low risk	25/08/2016
ASS- Sensitivity Discs (Multi Discs)	OD745R	Combi 528	Low risk	25/08/2016
ASS- Sensitivity Discs (Multi Discs)	OD746	Combi 529	Low risk	25/08/2016
ASS- Sensitivity Discs (Multi Discs)	OD746R	Combi 529	Low risk	25/08/2016
ASS- Sensitivity Discs (Multi Discs)	OD747	Combi 530	Low risk	25/08/2016
ASS- Sensitivity Discs (Multi Discs)	OD747R	Combi 530	Low risk	25/08/2016
ASS- Sensitivity Discs (Multi Discs)	OD748	Combi 531	Low risk	25/08/2016
ASS- Sensitivity Discs (Multi Discs)	OD748R	Combi 531	Low risk	25/08/2016
ASS- Sensitivity Discs (Multi Discs)	OD749	Combi 532	Low risk	25/08/2016
ASS- Sensitivity Discs (Multi Discs)	OD749R	Combi 532	Low risk	25/08/2016
ASS- Sensitivity Discs (Multi Discs)	OD750	Combi 533	Low risk	25/08/2016
ASS- Sensitivity Discs (Multi Discs)	OD750R	Combi 533	Low risk	25/08/2016
ASS- Sensitivity Discs (Multi Discs)	OD751	Combi 534	Low risk	25/08/2016
ASS- Sensitivity Discs (Multi Discs)	OD751R	Combi 534	Low risk	25/08/2016
ASS- Sensitivity Discs (Multi Discs)	OD752	Combi 535	Low risk	25/08/2016
ASS- Sensitivity Discs (Multi Discs)	OD752R	Combi 535	Low risk	25/08/2016
ASS- Sensitivity Discs (Multi Discs)	OD753	Combi 536	Low risk	25/08/2016
ASS- Sensitivity Discs (Multi Discs)	OD753R	Combi 536	Low risk	25/08/2016
ASS- Sensitivity Discs (Multi Discs)	OD754	Combi 537	Low risk	25/08/2016

ASS- Sensitivity Discs (Multi Discs)	OD754R	Combi 537	Low risk	25/08/2016
ASS- Sensitivity Discs (Multi Discs)	OD755	Combi 538	Low risk	25/08/2016
ASS- Sensitivity Discs (Multi Discs)	OD755R	Combi 538	Low risk	25/08/2016
ASS- Sensitivity Discs (Multi Discs)	OD756	Combi 539	Low risk	25/08/2016
ASS- Sensitivity Discs (Multi Discs)	OD756R	Combi 539	Low risk	25/08/2016
ASS- Sensitivity Discs (Multi Discs)	OD757	Combi 540	Low risk	25/08/2016
ASS- Sensitivity Discs (Multi Discs)	OD757R	Combi 540	Low risk	25/08/2016
ASS- Sensitivity Discs (Multi Discs)	OD758	Combi 541	Low risk	25/08/2016
ASS- Sensitivity Discs (Multi Discs)	OD758R	Combi 541	Low risk	25/08/2016
ASS- Sensitivity Discs (Multi Discs)	OD759	Combi 542	Low risk	25/08/2016
ASS- Sensitivity Discs (Multi Discs)	OD759R	Combi 542	Low risk	25/08/2016
ASS- Sensitivity Discs (Multi Discs)	OD760	Combi 543	Low risk	25/08/2016
ASS- Sensitivity Discs (Multi Discs)	OD760R	Combi 543	Low risk	25/08/2016
ASS- Sensitivity Discs (Multi Discs)	OD761	Combi 544	Low risk	25/08/2016
ASS- Sensitivity Discs (Multi Discs)	OD761R	Combi 544	Low risk	25/08/2016
ASS- Sensitivity Discs (Multi Discs)	OD762	Combi 545	Low risk	25/08/2016
ASS- Sensitivity Discs (Multi Discs)	OD762R	Combi 545	Low risk	25/08/2016
ASS- Sensitivity Discs (Multi Discs)	OD763	Combi 546	Low risk	25/08/2016
ASS- Sensitivity Discs (Multi Discs)	OD763R	Combi 546	Low risk	25/08/2016
ASS- Sensitivity Discs (Multi Discs)	OD764	Combi 547	Low risk	25/08/2016
ASS- Sensitivity Discs (Multi Discs)	OD764R	Combi 547	Low risk	25/08/2016
ASS- Sensitivity Discs (Multi Discs)	OD765	Combi 548	Low risk	25/08/2016
ASS- Sensitivity Discs (Multi Discs)	OD765R	Combi 548	Low risk	25/08/2016
ASS- Sensitivity Discs (Multi Discs)	OD766	Combi 549	Low risk	25/08/2016
ASS- Sensitivity Discs (Multi Discs)	OD766R	Combi 549	Low risk	25/08/2016
ASS- Sensitivity Discs (Multi Discs)	OD767	Combi 550	Low risk	25/08/2016
ASS- Sensitivity Discs (Multi Discs)	OD767R	Combi 550	Low risk	25/08/2016

ASS- Sensitivity Discs (Multi Discs)	OD768	Combi 551	Low risk	25/08/2016
ASS- Sensitivity Discs (Multi Discs)	OD768R	Combi 551	Low risk	25/08/2016
ASS- Sensitivity Discs (Multi Discs)	OD769	Combi 552	Low risk	25/08/2016
ASS- Sensitivity Discs (Multi Discs)	OD769R	Combi 552	Low risk	25/08/2016
ASS- Sensitivity Discs (Multi Discs)	OD770	Combi 553	Low risk	25/08/2016
ASS- Sensitivity Discs (Multi Discs)	OD770R	Combi 553	Low risk	25/08/2016
ASS- Sensitivity Discs (Multi Discs)	OD771	Combi 554	Low risk	25/08/2016
ASS- Sensitivity Discs (Multi Discs)	OD771R	Combi 554	Low risk	25/08/2016
ASS- Sensitivity Discs (Multi Discs)	OD772	Combi 555	Low risk	16/12/2017
ASS- Sensitivity Discs (Multi Discs)	OD772R	Combi 555	Low risk	16/12/2017
ASS- Sensitivity Discs (Multi Discs)	OD773	Combi 556	Low risk	16/12/2017
ASS- Sensitivity Discs (Multi Discs)	OD773R	Combi 556	Low risk	16/12/2017
ASS- Sensitivity Discs (Multi Discs)	OD774	Combi 557	Low risk	16/12/2017
ASS- Sensitivity Discs (Multi Discs)	OD774R	Combi 557	Low risk	16/12/2017
ASS- Sensitivity Discs (Multi Discs)	OD775	Combi 558	Low risk	16/12/2017
ASS- Sensitivity Discs (Multi Discs)	OD775R	Combi 558	Low risk	16/12/2017
ASS- Sensitivity Discs (Multi Discs)	OD776	Combi 559	Low risk	04/07/2018
ASS- Sensitivity Discs (Multi Discs)	OD776R	Combi 559	Low risk	04/07/2018
ASS- Sensitivity Discs (Multi Discs)	OD777	Combi 560	Low risk	04/07/2018
ASS- Sensitivity Discs (Multi Discs)	OD777R	Combi 560	Low risk	04/07/2018
ASS- Sensitivity Discs (Multi Discs)	OD778	Combi 561	Low risk	04/07/2018
ASS- Sensitivity Discs (Multi Discs)	OD778R	Combi 561	Low risk	04/07/2018
ASS- Sensitivity Discs (Multi Discs)	OD779	Combi 562	Low risk	22/04/2019
ASS- Sensitivity Discs (Multi Discs)	OD779R	Combi 562	Low risk	22/04/2019
ASS- Sensitivity Discs (Multi Discs)	OD780	Combi 563	Low risk	10/11/2020
ASS- Sensitivity Discs (Multi Discs)	OD780R	Combi 563	Low risk	10/11/2020
ASS- Sensitivity Discs (Multi Discs)	OD781	Combi 564	Low risk	10/11/2020

ASS- Sensitivity Discs (Multi Discs)	OD781R	Combi 564	Low risk	10/11/2020
ASS- Sensitivity Discs (Multi Discs)	OD782	Combi 565	Low risk	10/11/2020
ASS- Sensitivity Discs (Multi Discs)	OD782R	Combi 565	Low risk	10/11/2020
ASS- Sensitivity Discs (Multi Discs)	OD783	Combi 566	Low risk	10/11/2020
ASS- Sensitivity Discs (Multi Discs)	OD783R	Combi 566	Low risk	10/11/2020
ASS- Sensitivity Discs (Multi Discs)	OD784	Combi 567	Low risk	10/11/2020
ASS- Sensitivity Discs (Multi Discs)	OD784R	Combi 567	Low risk	10/11/2020
ASS- Sensitivity Discs (Single Discs)	SD001	Amoxycillin	Low risk	20/12/2012
ASS- Sensitivity Discs (Single Discs)	SD002	Ampicillin	Low risk	20/12/2012
ASS- Sensitivity Discs (Single Discs)	SD002A	Ampicillin	Low risk	20/12/2012
ASS- Sensitivity Discs (Single Discs)	SD003	Bacitracin	Low risk	20/12/2012
ASS- Sensitivity Discs (Single Discs)	SD004	Carbenicillin	Low risk	20/12/2012
ASS- Sensitivity Discs (Single Discs)	SD005	Cefaloridine (Cephaloridine)	Low risk	20/12/2012
ASS- Sensitivity Discs (Single Discs)	SD006	Chloramphenicol	Low risk	20/12/2012
ASS- Sensitivity Discs (Single Discs)	SD006B	Chloramphenicol(2 mcg)	Low risk	25/08/2016
ASS- Sensitivity Discs (Single Discs)	SD007	Chlortetracycline	Low risk	20/12/2012
ASS- Sensitivity Discs (Single Discs)	SD008	Cloxacillin	Low risk	20/12/2012
ASS- Sensitivity Discs (Single Discs)	SD009	Colistin (Methane Sulphonate)	Low risk	20/12/2012
ASS- Sensitivity Discs (Single Discs)	SD010	Co-Trimoxazole (Sulpha/Trimethoprim)	Low risk	20/12/2012
ASS- Sensitivity Discs (Single Discs)	SD012	Doxycycline Hydrochloride	Low risk	20/12/2012
ASS- Sensitivity Discs (Single Discs)	SD013	Erythromycin	Low risk	20/12/2012
ASS- Sensitivity Discs (Single Discs)	SD014	Framycetin	Low risk	20/12/2012
ASS- Sensitivity Discs (Single Discs)	SD015	Furazolidone	Low risk	20/12/2012
ASS- Sensitivity Discs (Single Discs)	SD016	Gentamicin	Low risk	20/12/2012
ASS- Sensitivity Discs (Single Discs)	SD017	Kanamycin	Low risk	20/12/2012
ASS- Sensitivity Discs (Single Discs)	SD018	Lincomycin	Low risk	20/12/2012
ASS- Sensitivity Discs (Single Discs)	SD019	Methicillin	Low risk	20/12/2012

ASS- Sensitivity Discs (Single Discs)	SD020	Metronidazole	Low risk	20/12/2012
ASS- Sensitivity Discs (Single Discs)	SD021	Nalidixic Acid	Low risk	20/12/2012
ASS- Sensitivity Discs (Single Discs)	SD022	Neomycin	Low risk	20/12/2012
ASS- Sensitivity Discs (Single Discs)	SD023	Nitrofurantoin	Low risk	20/12/2012
ASS- Sensitivity Discs (Single Discs)	SD023A	Nitrofurantoin	Low risk	25/08/2016
ASS- Sensitivity Discs (Single Discs)	SD024	Nitrofurazone	Low risk	20/12/2012
ASS- Sensitivity Discs (Single Discs)	SD025	Nystatin	Low risk	20/12/2012
ASS- Sensitivity Discs (Single Discs)	SD026	Oleandomycin	Low risk	20/12/2012
ASS- Sensitivity Discs (Single Discs)	SD027	Oxytetracycline	Low risk	20/12/2012
ASS- Sensitivity Discs (Single Discs)	SD028	Penicillin-G	Low risk	20/12/2012
ASS- Sensitivity Discs (Single Discs)	SD029	Polymyxin-B	Low risk	20/12/2012
ASS- Sensitivity Discs (Single Discs)	SD030	Rifampicin	Low risk	20/12/2012
ASS- Sensitivity Discs (Single Discs)	SD031	Streptomycin	Low risk	20/12/2012
ASS- Sensitivity Discs (Single Discs)	SD032	Sulphafurazole (Sulfisoxazole)	Low risk	20/12/2012
ASS- Sensitivity Discs (Single Discs)	SD033	Sulphamethizole	Low risk	20/12/2012
ASS- Sensitivity Discs (Single Discs)	SD034	Sulphadiazine	Low risk	20/12/2012
ASS- Sensitivity Discs (Single Discs)	SD035	Amikacin	Low risk	20/12/2012
ASS- Sensitivity Discs (Single Discs)	SD036	Sulphaphenazole	Low risk	20/12/2012
ASS- Sensitivity Discs (Single Discs)	SD037	Tetracycline	Low risk	20/12/2012
ASS- Sensitivity Discs (Single Discs)	SD038	Triple Sulphas	Low risk	20/12/2012
ASS- Sensitivity Discs (Single Discs)	SD039	Trimethoprim	Low risk	20/12/2012
ASS- Sensitivity Discs (Single Discs)	SD040	Cefotaxime	Low risk	20/12/2012
ASS- Sensitivity Discs (Single Discs)	SD040A	Cefotaxime	Low risk	20/12/2012
ASS- Sensitivity Discs (Single Discs)	SD041	Cefoxitin	Low risk	20/12/2012
ASS- Sensitivity Discs (Single Discs)	SD042	Furoxone	Low risk	20/12/2012
ASS- Sensitivity Discs (Single Discs)	SD043	Oxacillin	Low risk	20/12/2012
ASS- Sensitivity Discs (Single Discs)	SD044	Tobramycin	Low risk	20/12/2012

ASS- Sensitivity Discs (Single Discs)	SD045	Vancomycin	Low risk	20/12/2012
ASS- Sensitivity Discs (Single Discs)	SD046	Netillin	Low risk	20/12/2012
ASS- Sensitivity Discs (Single Discs)	SD047	Cefazolin	Low risk	20/12/2012
ASS- Sensitivity Discs (Single Discs)	SD048	Cefalexin(Cephalexin)	Low risk	20/12/2012
ASS- Sensitivity Discs (Single Discs)	SD049	Cycloserine	Low risk	25/08/2016
ASS- Sensitivity Discs (Single Discs)	SD050	Cephalothin	Low risk	20/12/2012
ASS- Sensitivity Discs (Single Discs)	SD051	Clindamycin	Low risk	20/12/2012
ASS- Sensitivity Discs (Single Discs)	SD052	Dicloxacillin	Low risk	20/12/2012
ASS- Sensitivity Discs (Single Discs)	SD053	Novobiocin	Low risk	20/12/2012
ASS- Sensitivity Discs (Single Discs)	SD054	Spiramycin	Low risk	20/12/2012
ASS- Sensitivity Discs (Single Discs)	SD055	Sulphamethoxyypyridazine	Low risk	20/12/2012
ASS- Sensitivity Discs (Single Discs)	SD056	Sulfasomidine	Low risk	20/12/2012
ASS- Sensitivity Discs (Single Discs)	SD056A	Sulphamethoxazole	Low risk	25/08/2016
ASS- Sensitivity Discs (Single Discs)	SD057	Norfloxacin	Low risk	20/12/2012
ASS- Sensitivity Discs (Single Discs)	SD058	Co-Trimazine (Vet.)	Low risk	25/08/2016
ASS- Sensitivity Discs (Single Discs)	SD059	Sisomicin	Low risk	20/12/2012
ASS- Sensitivity Discs (Single Discs)	SD060	Ciprofloxacin	Low risk	20/12/2012
ASS- Sensitivity Discs (Single Discs)	SD060A	Ciprofloxacin	Low risk	20/12/2012
ASS- Sensitivity Discs (Single Discs)	SD061	Cefuroxime	Low risk	20/12/2012
ASS- Sensitivity Discs (Single Discs)	SD062	Ceftazidime	Low risk	20/12/2012
ASS- Sensitivity Discs (Single Discs)	SD062A	Ceftazidime	Low risk	20/12/2012
ASS- Sensitivity Discs (Single Discs)	SD063	Amoxyclav (Amoxicillin/Clavulanic acid)	Low risk	20/12/2012
ASS- Sensitivity Discs (Single Discs)	SD063A	Augmentine	Low risk	25/08/2016
ASS- Sensitivity Discs (Single Discs)	SD064	Azlocillin	Low risk	20/12/2012
ASS- Sensitivity Discs (Single Discs)	SD065	Ceftriaxone	Low risk	20/12/2012
ASS- Sensitivity Discs (Single Discs)	SD066	Piperacillin	Low risk	20/12/2012
ASS- Sensitivity Discs (Single Discs)	SD066A	Piperacillin	Low risk	20/12/2012



ASS- Sensitivity Discs (Single Discs)	SD067	Sterile Discs	Low risk	20/12/2012
ASS- Sensitivity Discs (Single Discs)	SD068	Methanamine Mandalate	Low risk	20/12/2012
ASS- Sensitivity Discs (Single Discs)	SD069	Ofloxacin	Low risk	20/12/2012
ASS- Sensitivity Discs (Single Discs)	SD070	Pefloxacin	Low risk	20/12/2012
ASS- Sensitivity Discs (Single Discs)	SD071	Co-Trimazine (Human)	Low risk	20/12/2012
ASS- Sensitivity Discs (Single Discs)	SD072	Cefoperazone	Low risk	20/12/2012
ASS- Sensitivity Discs (Single Discs)	SD073	Imipenem	Low risk	20/12/2012
ASS- Sensitivity Discs (Single Discs)	SD074	Ticarcillin	Low risk	20/12/2012
ASS- Sensitivity Discs (Single Discs)	SD075	Cloxacillin	Low risk	20/12/2012
ASS- Sensitivity Discs (Single Discs)	SD076	Amoxicillin	Low risk	20/12/2012
ASS- Sensitivity Discs (Single Discs)	SD077	Ampicillin	Low risk	20/12/2012
ASS- Sensitivity Discs (Single Discs)	SD078	Amoxyclav	Low risk	20/12/2012
ASS- Sensitivity Discs (Single Discs)	SD079	Cefaloridine	Low risk	20/12/2012
ASS- Sensitivity Discs (Single Discs)	SD080	Ciprofloxacin	Low risk	20/12/2012
ASS- Sensitivity Discs (Single Discs)	SD081	Chloramphenicol	Low risk	20/12/2012
ASS- Sensitivity Discs (Single Discs)	SD082	Amikacin	Low risk	20/12/2012
ASS- Sensitivity Discs (Single Discs)	SD083	Erythromycin	Low risk	20/12/2012
ASS- Sensitivity Discs (Single Discs)	SD084	Lincomycin	Low risk	20/12/2012
ASS- Sensitivity Discs (Single Discs)	SD085	Netillin	Low risk	20/12/2012
ASS- Sensitivity Discs (Single Discs)	SD086	Nitrofurantoin	Low risk	20/12/2012
ASS- Sensitivity Discs (Single Discs)	SD087	Ofloxacin	Low risk	20/12/2012
ASS- Sensitivity Discs (Single Discs)	SD088	Oxacillin	Low risk	20/12/2012
ASS- Sensitivity Discs (Single Discs)	SD089	Penicillin-G	Low risk	20/12/2012
ASS- Sensitivity Discs (Single Discs)	SD090	Nitrofurantoin	Low risk	20/12/2012
ASS- Sensitivity Discs (Single Discs)	SD091	Streptomycin	Low risk	20/12/2012
ASS- Sensitivity Discs (Single Discs)	SD092	Sulphadiazine	Low risk	20/12/2012
ASS- Sensitivity Discs (Single Discs)	SD093	Trimethoprim	Low risk	20/12/2012

ASS- Sensitivity Discs (Single Discs)	SD094	Azlocillin	Low risk	20/12/2012
ASS- Sensitivity Discs (Single Discs)	SD096	Rifampicin	Low risk	20/12/2012
ASS- Sensitivity Discs (Single Discs)	SD097	Colistin (Methane Sulphonate)	Low risk	20/12/2012
ASS- Sensitivity Discs (Single Discs)	SD098	Lincomycin	Low risk	20/12/2012
ASS- Sensitivity Discs (Single Discs)	SD099	Metronidazole	Low risk	20/12/2012
ASS- Sensitivity Discs (Single Discs)	SD101	Spiramycin	Low risk	20/12/2012
ASS- Sensitivity Discs (Single Discs)	SD102	Penicillin-G (1.5 units)	Low risk	25/08/2016
ASS- Sensitivity Discs (Single Discs)	SD103	Nitrofurantoin NIT	Low risk	25/08/2016
ASS- Sensitivity Discs (Single Discs)	SD104	Neomycin N	Low risk	25/08/2016
ASS- Sensitivity Discs (Single Discs)	SD105	Bacitracin	Low risk	20/12/2012
ASS- Sensitivity Discs (Single Discs)	SD106	Polymyxin-B	Low risk	20/12/2012
ASS- Sensitivity Discs (Single Discs)	SD107	Metronidazole	Low risk	25/08/2016
ASS- Sensitivity Discs (Single Discs)	SD108	Colistin (Methane Sulphonate)	Low risk	20/12/2012
ASS- Sensitivity Discs (Single Discs)	SD109	Ceftriaxone	Low risk	20/12/2012
ASS- Sensitivity Discs (Single Discs)	SD110	Ceftizoxime	Low risk	20/12/2012
ASS- Sensitivity Discs (Single Discs)	SD111	Amphotericin-B	Low risk	20/12/2012
ASS- Sensitivity Discs (Single Discs)	SD112	Ampicillin/Sulbactam	Low risk	20/12/2012
ASS- Sensitivity Discs (Single Discs)	SD113	Ampicillin/Cloxacillin	Low risk	20/12/2012
ASS- Sensitivity Discs (Single Discs)	SD114	Fluconazole	Low risk	20/12/2012
ASS- Sensitivity Discs (Single Discs)	SD115	Clotrimazole	Low risk	20/12/2012
ASS- Sensitivity Discs (Single Discs)	SD116	Cefadroxil (Cephadroxil)	Low risk	20/12/2012
ASS- Sensitivity Discs (Single Discs)	SD117	Bacitracin (0.1 units)	Low risk	25/08/2016
ASS- Sensitivity Discs (Single Discs)	SD118	Bacitracin (2 units)	Low risk	25/08/2016
ASS- Sensitivity Discs (Single Discs)	SD119	Bacitracin (1 unit)	Low risk	25/08/2016
ASS- Sensitivity Discs (Single Discs)	SD120	Doxycycline Hydrochloride	Low risk	20/12/2012
ASS- Sensitivity Discs (Single Discs)	SD121	Novobiocin	Low risk	20/12/2012
ASS- Sensitivity Discs (Single Discs)	SD123	Tetracycline T	Low risk	25/08/2016

ASS- Sensitivity Discs (Single Discs)	SD124	Azithromycin	Low risk	20/12/2012
ASS- Sensitivity Discs (Single Discs)	SD125	Lomefloxacin	Low risk	20/12/2012
ASS- Sensitivity Discs (Single Discs)	SD126	Roxithromycin	Low risk	20/12/2012
ASS- Sensitivity Discs (Single Discs)	SD127	Rifampicin	Low risk	20/12/2012
ASS- Sensitivity Discs (Single Discs)	SD128	Rifampicin	Low risk	20/12/2012
ASS- Sensitivity Discs (Single Discs)	SD129	Amoxicillin	Low risk	20/12/2012
ASS- Sensitivity Discs (Single Discs)	SD130	Cephaloridine	Low risk	25/08/2016
ASS- Sensitivity Discs (Single Discs)	SD131	Chloramphenicol	Low risk	20/12/2012
ASS- Sensitivity Discs (Single Discs)	SD132	Piperacillin	Low risk	20/12/2012
ASS- Sensitivity Discs (Single Discs)	SD133	Tetracycline	Low risk	20/12/2012
ASS- Sensitivity Discs (Single Discs)	SD134	Tobramycin TB	Low risk	25/08/2016
ASS- Sensitivity Discs (Single Discs)	SD135	Trimethoprim	Low risk	25/08/2016
ASS- Sensitivity Discs (Single Discs)	SD136	Methicillin	Low risk	20/12/2012
ASS- Sensitivity Discs (Single Discs)	SD137	Methicillin	Low risk	20/12/2012
ASS- Sensitivity Discs (Single Discs)	SD138	Erythromycin	Low risk	25/08/2016
ASS- Sensitivity Discs (Single Discs)	SD139	Polymyxin-B	Low risk	20/12/2012
ASS- Sensitivity Discs (Single Discs)	SD140	Floxidin	Low risk	20/12/2012
ASS- Sensitivity Discs (Single Discs)	SD141	Floxidin	Low risk	20/12/2012
ASS- Sensitivity Discs (Single Discs)	SD142	Ciprofloxacin	Low risk	20/12/2012
ASS- Sensitivity Discs (Single Discs)	SD143	Cloxacillin	Low risk	20/12/2012
ASS- Sensitivity Discs (Single Discs)	SD144	Penicillin-G	Low risk	20/12/2012
ASS- Sensitivity Discs (Single Discs)	SD145	Penicillin-G	Low risk	25/08/2016
ASS- Sensitivity Discs (Single Discs)	SD147	Tetracycline	Low risk	25/08/2016
ASS- Sensitivity Discs (Single Discs)	SD148	Trimethoprim	Low risk	20/12/2012
ASS- Sensitivity Discs (Single Discs)	SD149	Trimethoprim	Low risk	20/12/2012
ASS- Sensitivity Discs (Single Discs)	SD150	Enrofloxacin	Low risk	20/12/2012
ASS- Sensitivity Discs (Single Discs)	SD152	Penicillin-G	Low risk	25/08/2016

ASS- Sensitivity Discs (Single Discs)	SD153	Chloramphenicol	Low risk	20/12/2012
ASS- Sensitivity Discs (Single Discs)	SD154	Tobramycin	Low risk	20/12/2012
ASS- Sensitivity Discs (Single Discs)	SD155	Vancomycin	Low risk	20/12/2012
ASS- Sensitivity Discs (Single Discs)	SD156	Enrofloxacin	Low risk	20/12/2012
ASS- Sensitivity Discs (Single Discs)	SD157	Cefaclor	Low risk	20/12/2012
ASS- Sensitivity Discs (Single Discs)	SD158	Minocycline	Low risk	20/12/2012
ASS- Sensitivity Discs (Single Discs)	SD159	Cephradine	Low risk	25/08/2016
ASS- Sensitivity Discs (Single Discs)	SD160	Cefradine	Low risk	20/12/2012
ASS- Sensitivity Discs (Single Discs)	SD161	Trimethoprim	Low risk	25/08/2016
ASS- Sensitivity Discs (Single Discs)	SD162	Sparfloxacin	Low risk	20/12/2012
ASS- Sensitivity Discs (Single Discs)	SD163	Vancomycin	Low risk	20/12/2012
ASS- Sensitivity Discs (Single Discs)	SD164	Clindamycin	Low risk	20/12/2012
ASS- Sensitivity Discs (Single Discs)	SD165	Cloxacillin	Low risk	20/12/2012
ASS- Sensitivity Discs (Single Discs)	SD166	Gentamicin	Low risk	20/12/2012
ASS- Sensitivity Discs (Single Discs)	SD167	Penicillin-G	Low risk	25/08/2016
ASS- Sensitivity Discs (Single Discs)	SD168	Ceftriaxone Ci	Low risk	25/08/2016
ASS- Sensitivity Discs (Single Discs)	SD169	Fusidic Acid	Low risk	20/12/2012
ASS- Sensitivity Discs (Single Discs)	SD170	Gentamicin	Low risk	20/12/2012
ASS- Sensitivity Discs (Single Discs)	SD171	Fusidic Acid	Low risk	20/12/2012
ASS- Sensitivity Discs (Single Discs)	SD174	Polymyxin-B Pb	Low risk	25/08/2016
ASS- Sensitivity Discs (Single Discs)	SD175	Pipemidic Acid	Low risk	20/12/2012
ASS- Sensitivity Discs (Single Discs)	SD176	Mecillinam	Low risk	20/12/2012
ASS- Sensitivity Discs (Single Discs)	SD177	Mecillinam	Low risk	20/12/2012
ASS- Sensitivity Discs (Single Discs)	SD178	Pristinomycin	Low risk	20/12/2012
ASS- Sensitivity Discs (Single Discs)	SD179	Fosfomycin	Low risk	20/12/2012
ASS- Sensitivity Discs (Single Discs)	SD180	Oxolinic Acid (10 mcg)	Low risk	25/08/2016
ASS- Sensitivity Discs (Single Discs)	SD181	Spectinomycin	Low risk	20/12/2012

ASS- Sensitivity Discs (Single Discs)	SD182	Virginamycin	Low risk	20/12/2012
ASS- Sensitivity Discs (Single Discs)	SD184	Norfloxacin	Low risk	20/12/2012
ASS- Sensitivity Discs (Single Discs)	SD185	Pipemidic Acid	Low risk	20/12/2012
ASS- Sensitivity Discs (Single Discs)	SD186	Oxolinic Acid (2 mcg)	Low risk	25/08/2016
ASS- Sensitivity Discs (Single Discs)	SD187	Flumequine (2 mcg)	Low risk	25/08/2016
ASS- Sensitivity Discs (Single Discs)	SD188	Dibekacine (10 mcg)	Low risk	25/08/2016
ASS- Sensitivity Discs (Single Discs)	SD189	Oxolinic Acid (5 mcg)	Low risk	25/08/2016
ASS- Sensitivity Discs (Single Discs)	SD190	Flumequine (5 mcg)	Low risk	25/08/2016
ASS- Sensitivity Discs (Single Discs)	SD191	Kanamycin (1 mcg) (K1)	Low risk	25/08/2016
ASS- Sensitivity Discs (Single Discs)	SD192	Clarithromycin	Low risk	20/12/2012
ASS- Sensitivity Discs (Single Discs)	SD195	Gentamicin	Low risk	20/12/2012
ASS- Sensitivity Discs (Single Discs)	SD196	Nitroxoline	Low risk	20/12/2012
ASS- Sensitivity Discs (Single Discs)	SD197	Furazolidone	Low risk	20/12/2012
ASS- Sensitivity Discs (Single Discs)	SD198	Flumequine	Low risk	25/08/2016
ASS- Sensitivity Discs (Single Discs)	SD199	Tylosine	Low risk	20/12/2012
ASS- Sensitivity Discs (Single Discs)	SD200	Cefamandole	Low risk	20/12/2012
ASS- Sensitivity Discs (Single Discs)	SD201	Ticarcillin	Low risk	20/12/2012
ASS- Sensitivity Discs (Single Discs)	SD203	Cefoperazone	Low risk	20/12/2012
ASS- Sensitivity Discs (Single Discs)	SD204	Azithromycin	Low risk	20/12/2012
ASS- Sensitivity Discs (Single Discs)	SD205	Fosfomycin	Low risk	20/12/2012
ASS- Sensitivity Discs (Single Discs)	SD206	Lomefloxacin	Low risk	20/12/2012
ASS- Sensitivity Discs (Single Discs)	SD207	Ceftazidime /Clavulanic acid	Low risk	20/12/2012
ASS- Sensitivity Discs (Single Discs)	SD209	Cefprozil	Low risk	20/12/2012
ASS- Sensitivity Discs (Single Discs)	SD210	Piperacillin/Tazobactam	Low risk	20/12/2012
ASS- Sensitivity Discs (Single Discs)	SD211	Cefixime	Low risk	20/12/2012
ASS- Sensitivity Discs (Single Discs)	SD212	Aztreonam	Low risk	20/12/2012
ASS- Sensitivity Discs (Single Discs)	SD213	Teicoplanin	Low risk	20/12/2012

ASS- Sensitivity Discs (Single Discs)	SD214	Isepamicin	Low risk	20/12/2012
ASS- Sensitivity Discs (Single Discs)	SD215	Linezolid	Low risk	20/12/2012
ASS- Sensitivity Discs (Single Discs)	SD216	Levofloxacin	Low risk	20/12/2012
ASS- Sensitivity Discs (Single Discs)	SD217	Moxifloxacin	Low risk	20/12/2012
ASS- Sensitivity Discs (Single Discs)	SD218	Cefdinir	Low risk	20/12/2012
ASS- Sensitivity Discs (Single Discs)	SD219	Cefepime	Low risk	20/12/2012
ASS- Sensitivity Discs (Single Discs)	SD220	Moxalactam	Low risk	20/12/2012
ASS- Sensitivity Discs (Single Discs)	SD221	Itraconazole	Low risk	20/12/2012
ASS- Sensitivity Discs (Single Discs)	SD222	Erythromycin	Low risk	20/12/2012
ASS- Sensitivity Discs (Single Discs)	SD223	Kanamycin	Low risk	20/12/2012
ASS- Sensitivity Discs (Single Discs)	SD224	Ketoconazole	Low risk	20/12/2012
ASS- Sensitivity Discs (Single Discs)	SD225	Mezlocillin	Low risk	20/12/2012
ASS- Sensitivity Discs (Single Discs)	SD231	Cefoperazone :Sulbactam (30mcg:10mcg)	Low risk	25/08/2016
ASS- Sensitivity Discs (Single Discs)	SD232	Fluconazole	Low risk	20/12/2012
ASS- Sensitivity Discs (Single Discs)	SD233	Amphotericin B	Low risk	20/12/2012
ASS- Sensitivity Discs (Single Discs)	SD234	Cefepime	Low risk	20/12/2012
ASS- Sensitivity Discs (Single Discs)	SD235	Cefpirome	Low risk	20/12/2012
ASS- Sensitivity Discs (Single Discs)	SD236	Streptomycin For detection of HLAR Strains.	Low risk	20/12/2012
ASS- Sensitivity Discs (Single Discs)	SD237	Enoxacin	Low risk	20/12/2012
ASS- Sensitivity Discs (Single Discs)	SD238	Kit I for ESBL Identification, Cefotaxime (Cephotaxime) Kit contains 6 cartridges (6CT): 3CT of SD040 Cefotaxime (Cephotaxime) 30 mcg, 3CT of SD724 Cefotaxime (Cephotaxime)/Clavulanic acid 30/10 mcg	Low risk	20/12/2012
ASS- Sensitivity Discs (Single Discs)	SD239	Kit II for ESBL Identification, Cefepime Kit contains 6 cartridges (6CT): 3CT of SD219 Cefepime 30 mcg, 3CT of SD234 Cefepime /Clavulanic acid 30/10 mcg	Low risk	20/12/2012
ASS- Sensitivity Discs (Single Discs)	SD240	Kit III for ESBL Identification, Ceftazidime Kit contains 6 cartridges (6CT): 3CT of SD062 Ceftazidime 30 mcg, 3CT of SD207 Ceftazidime /Clavulanic acid 30/10 mcg	Low risk	20/12/2012
ASS- Sensitivity Discs (Single Discs)	SD241	Kit IV for ESBL Identification, Cefpirome Kit contains 6 cartridges (6CT): 3CT of SD738 Cefpirome 30 mcg, 3CT of SD235 Cefpirome /Clavulanic acid 30/7.5 mcg	Low risk	20/12/2012
ASS- Sensitivity Discs (Single Discs)	SD242	Kit V for ESBL identif	Low risk	25/08/2016
ASS- Sensitivity Discs (Single Discs)	SD243	Amoxyclav (Amoxycillin / Clavulanicacid)	Low risk	25/08/2016

ASS- Sensitivity Discs (Single Discs)	SD244	Cefmetazole	Low risk	20/12/2012
ASS- Sensitivity Discs (Single Discs)	SD245	Cinoxacin	Low risk	20/12/2012
ASS- Sensitivity Discs (Single Discs)	SD246	Nafcillin	Low risk	20/12/2012
ASS- Sensitivity Discs (Single Discs)	SD247	Cefepime/Tazobactam	Low risk	20/12/2012
ASS- Sensitivity Discs (Single Discs)	SD248	Cefonicid	Low risk	20/12/2012
ASS- Sensitivity Discs (Single Discs)	SD249	Cefotetan	Low risk	20/12/2012
ASS- Sensitivity Discs (Single Discs)	SD250	Gemifloxacin	Low risk	20/12/2012
ASS- Sensitivity Discs (Single Discs)	SD251	Ceftriaxone/Tazobactam	Low risk	20/12/2012
ASS- Sensitivity Discs (Single Discs)	SD252	Ceftazidime/Tazobactam	Low risk	20/12/2012
ASS- Sensitivity Discs (Single Discs)	SD253	Cefoperazone/Tazobactam	Low risk	20/12/2012
ASS- Sensitivity Discs (Single Discs)	SD254	Cefoperazone/	Low risk	20/12/2012
ASS- Sensitivity Discs (Single Discs)	SD255	Cefpodoxime/ Clavulanic acid	Low risk	25/08/2016
ASS- Sensitivity Discs (Single Discs)	SD256	Ceftriaxone/Tazobactam	Low risk	20/12/2012
ASS- Sensitivity Discs (Single Discs)	SD257	Cefepime/Tazobactam	Low risk	20/12/2012
ASS- Sensitivity Discs (Single Discs)	SD258	Nadifloxacin	Low risk	20/12/2012
ASS- Sensitivity Discs (Single Discs)	SD259	Cefoperazone/Sulbactam	Low risk	20/12/2012
ASS- Sensitivity Discs (Single Discs)	SD260	Lomefloxacin	Low risk	20/12/2012
ASS- Sensitivity Discs (Single Discs)	SD261	Ceftriaxone/ Sulbactam	Low risk	20/12/2012
ASS- Sensitivity Discs (Single Discs)	SD262	Cefepime	Low risk	20/12/2012
ASS- Sensitivity Discs (Single Discs)	SD263	Aztreonam	Low risk	20/12/2012
ASS- Sensitivity Discs (Single Discs)	SD264	Amoxicillin/	Low risk	20/12/2012
ASS- Sensitivity Discs (Single Discs)	SD265	Imipenem/Cilastin	Low risk	20/12/2012
ASS- Sensitivity Discs (Single Discs)	SD266	Cefixime/	Low risk	20/12/2012
ASS- Sensitivity Discs (Single Discs)	SD267	Prulifloxacin	Low risk	20/12/2012
ASS- Sensitivity Discs (Single Discs)	SD268	Prulifloxacin	Low risk	20/12/2012
ASS- Sensitivity Discs (Single Discs)	SD269	Ceftazidime/Tazobactam	Low risk	20/12/2012
ASS- Sensitivity Discs (Single Discs)	SD270	Amphotericin B	Low risk	20/12/2012

ASS- Sensitivity Discs (Single Discs)	SD271	Nystatin	Low risk	20/12/2012
ASS- Sensitivity Discs (Single Discs)	SD272	Miconazole	Low risk	20/12/2012
ASS- Sensitivity Discs (Single Discs)	SD273	Miconazole	Low risk	20/12/2012
ASS- Sensitivity Discs (Single Discs)	SD274	Ketoconazole	Low risk	20/12/2012
ASS- Sensitivity Discs (Single Discs)	SD275	Ketoconazole	Low risk	20/12/2012
ASS- Sensitivity Discs (Single Discs)	SD276	Itraconazole	Low risk	20/12/2012
ASS- Sensitivity Discs (Single Discs)	SD277	Voriconazole	Low risk	20/12/2012
ASS- Sensitivity Discs (Single Discs)	SD278	Tigecycline	Low risk	20/12/2012
ASS- Sensitivity Discs (Single Discs)	SD279	Faropenem	Low risk	20/12/2012
ASS- Sensitivity Discs (Single Discs)	SD280	Ertapenem	Low risk	20/12/2012
ASS- Sensitivity Discs (Single Discs)	SD281	Amoxyclav	Low risk	20/12/2012
ASS- Sensitivity Discs (Single Discs)	SD282	Imipenem-EDTA	Low risk	20/12/2012
ASS- Sensitivity Discs (Single Discs)	SD283	Doripenem	Low risk	20/12/2012
ASS- Sensitivity Discs (Single Discs)	SD284	Cloxacillin	Low risk	20/12/2012
ASS- Sensitivity Discs (Single Discs)	SD285	Cefoxitin-	Low risk	20/12/2012
ASS- Sensitivity Discs (Single Discs)	SD286	Amoxicillin/Sulbactam	Low risk	25/08/2016
ASS- Sensitivity Discs (Single Discs)	SD287	Ampicillin/Sulbactam	Low risk	25/08/2016
ASS- Sensitivity Discs (Single Discs)	SD288	Cefotaxime CTX	Low risk	25/08/2016
ASS- Sensitivity Discs (Single Discs)	SD289	Ceftriaxone CTR	Low risk	25/08/2016
ASS- Sensitivity Discs (Single Discs)	SD290E	Ceftaroline	Low risk	20/12/2012
ASS- Sensitivity Discs (Single Discs)	SD291E	Telithromycin	Low risk	20/12/2012
ASS- Sensitivity Discs (Single Discs)	SD292E	Piperacillin / Tazobactam	Low risk	20/12/2012
ASS- Sensitivity Discs (Single Discs)	SD293E	Mupirocin	Low risk	20/12/2012
ASS- Sensitivity Discs (Single Discs)	SD294E	Ceftibuten	Low risk	20/12/2012
ASS- Sensitivity Discs (Single Discs)	SD295E	Cefotaxime CTX	Low risk	25/08/2016
ASS- Sensitivity Discs (Single Discs)	SD296E	Linezolid LZ	Low risk	25/08/2016
ASS- Sensitivity Discs (Single Discs)	SD297	Colistin Sulphate	Low risk	17/06/2021



ASS- Sensitivity Discs (Single Discs)	SD298	Caspofungin	Low risk	17/06/2021
ASS- Sensitivity Discs (Single Discs)	SD701	Carbenicilline	Low risk	25/08/2016
ASS- Sensitivity Discs (Single Discs)	SD704	Cefradine	Low risk	20/12/2012
ASS- Sensitivity Discs (Single Discs)	SD705	Amoxicillin (2 mcg)	Low risk	25/08/2016
ASS- Sensitivity Discs (Single Discs)	SD709	Novobiocin ( 5mcg )	Low risk	25/08/2016
ASS- Sensitivity Discs (Single Discs)	SD712	Oleandomycin (5 mcg)	Low risk	25/08/2016
ASS- Sensitivity Discs (Single Discs)	SD715	Fluconazole ( 25 mcg )	Low risk	25/08/2016
ASS- Sensitivity Discs (Single Discs)	SD722	Penicillin-G (2mcg)	Low risk	25/08/2016
ASS- Sensitivity Discs (Single Discs)	SD723	Ampicillin (20mcg)	Low risk	25/08/2016
ASS- Sensitivity Discs (Single Discs)	SD724	Cefotaxime/Clavulanic acid (30/10 mcg)	Low risk	20/12/2012
ASS- Sensitivity Discs (Single Discs)	SD725	Cefpodoxime	Low risk	20/12/2012
ASS- Sensitivity Discs (Single Discs)	SD726	Ceftazimide/Clavulinic ( 3/10 mcg )	Low risk	25/08/2016
ASS- Sensitivity Discs (Single Discs)	SD727	Meropenem	Low risk	20/12/2012
ASS- Sensitivity Discs (Single Discs)	SD730	Metronidazole (50 mcg)	Low risk	25/08/2016
ASS- Sensitivity Discs (Single Discs)	SD731	Neomycin	Low risk	20/12/2012
ASS- Sensitivity Discs (Single Discs)	SD732	Novobiocin (5mcg)	Low risk	25/08/2016
ASS- Sensitivity Discs (Single Discs)	SD736	Bacitracin B 0.05 units /disc	Low risk	25/08/2016
ASS- Sensitivity Discs (Single Discs)	SD737	Gatifloxacin	Low risk	20/12/2012
ASS- Sensitivity Discs (Single Discs)	SD738	Cefpirome (Cfp) (30mcg)	Low risk	25/08/2016
ASS- Sensitivity Discs (Single Discs)	SD740	Gatifloxacin	Low risk	20/12/2012
ASS- Sensitivity Discs (Single Discs)	SD741	Cephotaxime/Sulbactam (30/15 mcg)	Low risk	25/08/2016
ASS- Sensitivity Discs (Single Discs)	SD744	Ofloxacin Of 30 mcg	Low risk	25/08/2016
ASS- Sensitivity Discs (Single Discs)	SD745	Norfloxacin (30mcg)	Low risk	25/08/2016
ASS- Sensitivity Discs (Single Discs)	SD746	Gentamicin (200mcg)	Low risk	25/08/2016
ASS- Sensitivity Discs (Single Discs)	SD748	Mupirocin MU 5 mcg	Low risk	25/08/2016
ASS- Sensitivity Discs (Single Discs)	SD751	Cefpodoxime/ Clavulanic acid (10/1 MCG)	Low risk	25/08/2016
ASS- Sensitivity Discs (Single Discs)	SD753	Gatifloxacin	Low risk	20/12/2012

ASS- Sensitivity Discs (Single Discs)	SD755	Ceftiofur (0.2mcg)	Low risk	25/08/2016
ASS- Sensitivity Discs (Single Discs)	SD756	Ceftiaxone (30 mcg) / Sulbactam (15 mcg)	Low risk	25/08/2016
ASS- Sensitivity Discs (Single Discs)	SD761	Sparfloxacin Sc (10mcg)	Low risk	25/08/2016
ASS- Sensitivity Discs (Single Discs)	SD764	Ceftriaxone/ Tazobactam (80/10 mcg)	Low risk	25/08/2016
ASS- Sensitivity Discs (Single Discs)	SD765	Gemifloxacin (GEM) 5mcg	Low risk	25/08/2016
ASS- Sensitivity Discs (Single Discs)	SD767	Ceftazidime-Tazobactam (CaT) (30/10 mcg)	Low risk	25/08/2016
ASS- Sensitivity Discs (Single Discs)	SD768	Cefoperazone-tazobactam (75/10mcg)	Low risk	25/08/2016
ASS- Sensitivity Discs (Single Discs)	SD769	Cefoperazone-Sulbactam (Cfs) (75/10 mcg)	Low risk	25/08/2016
ASS- Sensitivity Discs (Single Discs)	SD770	Cefepime/Tazobactam (30/10 mcg)	Low risk	25/08/2016
ASS- Sensitivity Discs (Single Discs)	SD771	Cefpodoxime / Clavulanic acid (10/5 mcg)	Low risk	25/08/2016
ASS- Sensitivity Discs (Single Discs)	SD773	Piperacillin / Sulbactam (100/10 mcg )	Low risk	25/08/2016
ASS- Sensitivity Discs (Single Discs)	SD774	Faropenem (5 mcg)	Low risk	25/08/2016
ASS- Sensitivity Discs (Single Discs)	SD775	Ceftriaxone (30 mcg) / Tazobactam (10 mcg)	Low risk	25/08/2016
ASS- Sensitivity Discs (Single Discs)	SD776	Cefepime (80 mcg) / Tazobactam (10 mcg)	Low risk	25/08/2016
ASS- Sensitivity Discs (Single Discs)	SD777	Nadifloxacin (5 mcg)	Low risk	25/08/2016
ASS- Sensitivity Discs (Single Discs)	SD779	Cefoperazone / Sulbactam (50 / 50 mcg)	Low risk	25/08/2016
ASS- Sensitivity Discs (Single Discs)	SD780	Lomefloxacin Lo (15 mcg)	Low risk	25/08/2016
ASS- Sensitivity Discs (Single Discs)	SD781	Cefixime/Clavulanic acid Cmc (200/125 mcg)	Low risk	25/08/2016
ASS- Sensitivity Discs (Single Discs)	SD782	Cefepime Cpm (50 mcg)	Low risk	25/08/2016
ASS- Sensitivity Discs (Single Discs)	SD783	Aztreonam Ao (50 mcg)	Low risk	25/08/2016
ASS- Sensitivity Discs (Single Discs)	SD784	Amoxicillin/Sulbactam Ams (30/15 mcg)	Low risk	25/08/2016
ASS- Sensitivity Discs (Single Discs)	SD785	Imipenem/Cilastatin Ic (10/10 mcg)	Low risk	25/08/2016
ASS- Sensitivity Discs (Single Discs)	SD786	Cefixime / Clavulanic acid Cmc (5/10 mcg)	Low risk	25/08/2016
ASS- Sensitivity Discs (Single Discs)	SD787	Prulifloxacin Pr (10 mcg)	Low risk	25/08/2016
ASS- Sensitivity Discs (Single Discs)	SD788	Prulifloxacin Pr (5 mcg)	Low risk	25/08/2016
ASS- Sensitivity Discs (Single Discs)	SD789	Ceftriaxone / Sulbactam (500/250 mcg)	Low risk	25/08/2016
ASS- Sensitivity Discs (Single Discs)	SD790	Ceftriaxone / Sulbactam (1000/500 mcg)	Low risk	25/08/2016

ASS- Sensitivity Discs (Single Discs)	SD791	Piperacillin + Tazobactam (80:10 mcg)	Low risk	25/08/2016
ASS- Sensitivity Discs (Single Discs)	SD792	Pazufloxacin (PZ) (25 mcg)	Low risk	25/08/2016
ASS- Sensitivity Discs (Single Discs)	SD793	Cefditoren (10 mcg)	Low risk	25/08/2016
ASS- Sensitivity Discs (Single Discs)	SD794	Cefpodoxime/Clavulanic acid (10/6.25mcg)	Low risk	25/08/2016
ASS- Sensitivity Discs (Single Discs)	SD795	Cefipime / Amikacin (30 / 7.5 mcg)	Low risk	25/08/2016
ASS- Sensitivity Discs (Single Discs)	SD796	Cefepime / Sulbactam (30/15 mcg) CPS	Low risk	25/08/2016
ASS- Sensitivity Discs (Single Discs)	SD797	Ceftazidime / Sulbactam (30/15 mcg) CAS	Low risk	25/08/2016
ASS- Sensitivity Discs (Single Discs)	SD798	Ceftriaxone/Tobramycin (30/5.4 mcg) CTB	Low risk	25/08/2016
ASS- Sensitivity Discs (Single Discs)	SD799	Ceftriaxone/Vancomycin (30/15 mcg) CVA	Low risk	25/08/2016
ASS- Sensitivity Discs (Single Discs)	SD800	Cefpirome / Sulbactam (30/15 mcg) CRS	Low risk	25/08/2016
ASS- Sensitivity Discs (Single Discs)	SD801	Cefaperazone/Sulbactam (70/35mcg)(CSB)	Low risk	25/08/2016
ASS- Sensitivity Discs (Single Discs)	SD802	Ceftazidime Tobramycin (30+3.6 mcg) CFT	Low risk	25/08/2016
ASS- Sensitivity Discs (Single Discs)	SD803	Amoxicillin/Clavulanic acid AC 50/10 mcg	Low risk	25/08/2016
ASS- Sensitivity Discs (Single Discs)	SD804	Cefpodoxime / Clavulanic acid (24:15mcg)	Low risk	25/08/2016
ASS- Sensitivity Discs (Single Discs)	SD805	Cefixime : Ofloxacin COF 5:5 mcg	Low risk	25/08/2016
ASS- Sensitivity Discs (Single Discs)	SD806	Balofloxacin BF 5 mcg	Low risk	25/08/2016
ASS- Sensitivity Discs (Single Discs)	SD807	Tigecycline TGC 20 mcg	Low risk	25/08/2016
ASS- Sensitivity Discs (Single Discs)	SD808	Ampicillin / Cloxacillin 128/128µg Ax	Low risk	25/08/2016
ASS- Sensitivity Discs (Single Discs)	SD809	Amoxicillin/Cloxacillin 128/128µg ACX	Low risk	25/08/2016
ASS- Sensitivity Discs (Single Discs)	SD810	Gentamicin GEN 128µg	Low risk	25/08/2016
ASS- Sensitivity Discs (Single Discs)	SD811	Enrofloxacin EX 8µg	Low risk	25/08/2016
ASS- Sensitivity Discs (Single Discs)	SD812	Ciprofloxacin CIP 8µg	Low risk	25/08/2016
ASS- Sensitivity Discs (Single Discs)	SD813	Tetracyclin TE 128µg	Low risk	25/08/2016
ASS- Sensitivity Discs (Single Discs)	SD814	Chloramphenicol C 8 mcg	Low risk	25/08/2016
ASS- Sensitivity Discs (Single Discs)	SD815	Streptomycin/Penicillin SPN 128/128mcg	Low risk	25/08/2016
ASS- Sensitivity Discs (Single Discs)	SD816	Ceftazidime/Tobramycin CFT 30/10mcg	Low risk	25/08/2016
ASS- Sensitivity Discs (Single Discs)	SD816V	Ceftazidime/Tobramycin CFT (30:10)	Low risk	25/08/2016

ASS- Sensitivity Discs (Single Discs)	SD817	Cefepime / Amikacin CPA 30/10mcg	Low risk	25/08/2016
ASS- Sensitivity Discs (Single Discs)	SD818	Balofloxacin BF 10mcg	Low risk	25/08/2016
ASS- Sensitivity Discs (Single Discs)	SD819	Oxacillin Ox 10mcg	Low risk	25/08/2016
ASS- Sensitivity Discs (Single Discs)	SD820	Cefixime	Low risk	20/12/2012
ASS- Sensitivity Discs (Single Discs)	SD821	Cefpodoxim CPD 30mcg	Low risk	25/08/2016
ASS- Sensitivity Discs (Single Discs)	SD822	Garenoxacin GRN 5 mcg	Low risk	25/08/2016
ASS- Sensitivity Discs (Single Discs)	SD823	Sitafloxacin STX 5 mcg	Low risk	25/08/2016
ASS- Sensitivity Discs (Single Discs)	SD824	Tosufloxacin TOS 5 mcg	Low risk	25/08/2016
ASS- Sensitivity Discs (Single Discs)	SD825	Biapenem BPM 10 mcg	Low risk	25/08/2016
ASS- Sensitivity Discs (Single Discs)	SD826	Cefepime Amikacin 58.8:14.6.mcg CPA	Low risk	25/08/2016
ASS- Sensitivity Discs (Single Discs)	SD827	Florfenikol FLO 30mcg	Low risk	25/08/2016
ASS- Sensitivity Discs (Single Discs)	SD828	Cefpodoxime:Levofloxacin 10:5 mcg	Low risk	25/08/2016
ASS- Sensitivity Discs (Single Discs)	SD829	Meropenem/Sulbactam MRS 10:5 mcg	Low risk	25/08/2016
ASS- Sensitivity Discs (Single Discs)	SD830V	Ceftriazone Vancomycin CVA (30:30)	Low risk	25/08/2016
ASS- Sensitivity Discs (Single Discs)	SD831	Ampicillin/Sulbactam (A/S) 20:10	Low risk	25/08/2016
ASS- Sensitivity Discs (Single Discs)	SD832	Cefixime : Azithromycin CFA 5:15 mcg	Low risk	25/08/2016
ASS- Sensitivity Discs (Single Discs)	SD833	Cefquinome CEQ 30mcg	Low risk	25/08/2016
ASS- Sensitivity Discs (Single Discs)	SD834	Ceftriaxone CTR 128 mcg	Low risk	25/08/2016
ASS- Sensitivity Discs (Single Discs)	SD835	Sulphatrimethoprim STM 128/128 mcg	Low risk	25/08/2016
ASS- Sensitivity Discs (Single Discs)	SD836	Erythromycin E 60 mcg	Low risk	25/08/2016
ASS- Sensitivity Discs (Single Discs)	SD837	Kanmycin K 1000 mcg	Low risk	25/08/2016
ASS- Sensitivity Discs (Single Discs)	SD838	Quninupristin/Dalfopristin RP 15/15 mcg	Low risk	25/08/2016
ASS- Sensitivity Discs (Single Discs)	SD839	Levofloxacin/Cefpodoxime LEC 250 : 200 mcg	Low risk	25/08/2016
ASS- Sensitivity Discs (Single Discs)	SD840	Ampicillin/Sulbactam A/S 20/12.5 mcg	Low risk	25/08/2016
ASS- Sensitivity Discs (Single Discs)	SD841	Garenoxacin GRN 1mcg	Low risk	25/08/2016
ASS- Sensitivity Discs (Single Discs)	SD842	Garenoxacin GRN 5mcg	Low risk	25/08/2016
ASS- Sensitivity Discs (Single Discs)	SD843	Mipenem (Meropenem) MIP 10 mcg	Low risk	25/08/2016

ASS- Sensitivity Discs (Single Discs)	SD844	Ranicef (Cefdinir) RNF 5 mcg	Low risk	25/08/2016
ASS- Sensitivity Discs (Single Discs)	SD845	Clavamox (Amoxicillin / Clavulanic acid)	Low risk	25/08/2016
ASS- Sensitivity Discs (Single Discs)	SD846	Ciprotab (Ciprofloxacin) CPT 5 mcg	Low risk	25/08/2016
ASS- Sensitivity Discs (Single Discs)	SD847	Ciprotab (Ciprofloxacin) CPT 10mcg	Low risk	25/08/2016
ASS- Sensitivity Discs (Single Discs)	SD848	Meropenem/Sulbactam MRS 2/200mcg	Low risk	25/08/2016
ASS- Sensitivity Discs (Single Discs)	SD849	Flucloxacillin FCO 30mcg	Low risk	25/08/2016
ASS- Sensitivity Discs (Single Discs)	SD850	Cefuroxime/Clavulanic acid CCV 30/7.5mcg	Low risk	28/04/2017
ASS- Sensitivity Discs (Single Discs)	SD851	Cefixime/Dicloxacin CDC 5/12.5mcg	Low risk	28/04/2017
ASS- Sensitivity Discs (Single Discs)	SD852	Cefpodoxime / Clavulanic acid CCL 10/5mcg	Low risk	16/12/2017
ASS- Sensitivity Discs (Single Discs)	SD853	Nafithromycin NFT 15mcg	Low risk	30/10/2018
ASS- Sensitivity Discs (Single Discs)	SD854	Levonadifloxacin LND 10mcg	Low risk	30/10/2018
ASS- Sensitivity Discs (Single Discs)	SD855	Dicrysticin-S DCR 50mcg	Low risk	22/04/2019
ASS- Sensitivity Discs (Single Discs)	SD856	Garenoxacin GRN 10mcg	Low risk	22/04/2019
ASS- Sensitivity Discs (Single Discs)	SD857	Cefepime / sulbactam	Low risk	10/11/2020
ASS- Sensitivity Discs (Single Discs)	SD858	Cefotaxime / Sulbactam	Low risk	10/11/2020
ASS- Sensitivity Discs (Single Discs)	SD859	Ceftizoxime / Sulbactam	Low risk	10/11/2020
ASS- Sensitivity Discs (Single Discs)	SD860	Meropenem / EDTA	Low risk	10/11/2020
ASS-HiComb™ MIC Strip, Modified	MDM001	Amikacin HiComb™ MIC Strip, Modified	Low risk	10/11/2020
ASS-HiComb™ MIC Strip, Modified	MDM002	Amoxicillin HiComb™ MIC Strip, Modified	Low risk	10/11/2020
ASS-HiComb™ MIC Strip, Modified	MDM003	Amoxyclav HiComb™ MIC Strip, Modified	Low risk	10/11/2020
ASS-HiComb™ MIC Strip, Modified	MDM068	Ampicillin HiComb™ MIC Strip, Modified	Low risk	10/11/2020
ASS-HiComb™ MIC Strip, Modified	MDM109	Ampicillin /Sulbactam HiComb™ MIC Strip, Modified	Low risk	10/11/2020
ASS-HiComb™ MIC Strip, Modified	MDM070	Cefepime HiComb™ MIC Strip, Modified	Low risk	10/11/2020
ASS-HiComb™ MIC Strip, Modified	MDM064	Cefotaxime HiComb™ MIC Strip, Modified	Low risk	10/11/2020
ASS-HiComb™ MIC Strip, Modified	MDM101	Cefoxitin HiComb™ MIC Strip, Modified	Low risk	10/11/2020
ASS-HiComb™ MIC Strip, Modified	MDM012	Ceftazidime HiComb™ MIC Strip, Modified	Low risk	10/11/2020
ASS-HiComb™ MIC Strip, Modified	MDM066	Ceftriaxone HiComb™ MIC Strip, Modified	Low risk	10/11/2020
ASS-HiComb™ MIC Strip, Modified	MDM016	Chloramphenicol HiComb™ MIC Strip, Modified	Low risk	10/11/2020
ASS-HiComb™ MIC Strip, Modified	MDM017	Ciprofloxacin HiComb™ MIC Strip, Modified	Low risk	10/11/2020

ASS-HiComb™ MIC Strip, Modified	MDM020	Colistin HiComb™ MIC Strip, Modified	Low risk	10/11/2020
ASS-HiComb™ MIC Strip, Modified	MDM108	Fosfmycin HiComb™ MIC Strip, Modified	Low risk	10/11/2020
ASS-HiComb™ MIC Strip, Modified	MDM025	Gentamicin HiComb™ MIC Strip, Modified	Low risk	10/11/2020
ASS-HiComb™ MIC Strip, Modified	MDM080	Meropenem HiComb™ MIC Strip, Modified	Low risk	10/11/2020
ASS-HiComb™ MIC Strip, Modified	MDM065	Oxacillin HiComb™ MIC Strip, Modified	Low risk	10/11/2020
ASS-HiComb™ MIC Strip, Modified	MDM084	Penicillin HiComb™ MIC Strip, Modified	Low risk	10/11/2020
ASS-HiComb™ MIC Strip, Modified	MDM043	Polymyxin B HiComb™ MIC Strip, Modified	Low risk	10/11/2020
ASS-HiComb™ MIC Strip, Modified	MDM055	Teicoplanin HiComb™ MIC Strip, Modified	Low risk	10/11/2020
ASS-HiComb™ MIC Strip, Modified	MDM056	Tetracycline HiComb™ MIC Strip, Modified	Low risk	10/11/2020
ASS-HiComb™ MIC Strip, Modified	MDM089	Tigecycline HiComb™ MIC Strip, Modified	Low risk	10/11/2020
ASS-HiComb™ MIC Strip, Modified	MDM059	Trimethoprim HiComb™ MIC Strip, Modified	Low risk	10/11/2020
ASS-HiComb™ MIC Strip, Modified	MDM060	Vancomycin HiComb™ MIC Strip, Modified	Low risk	10/11/2020
ASS-HiComb™ MIC Strip, Modified	MDM071	Amphotericin B HiComb™ MIC Strip, Modified	Low risk	10/11/2020
ASS-HiComb™ MIC Strip, Modified	MDM072	Fluconazole HiComb™ MIC Strip, Modified	Low risk	10/11/2020
ASS-HiComb™ MIC Strip, Modified	MDM086	Voriconazole HiComb™ MIC Strip, Modified	Low risk	10/11/2020
ASS-HiMIC™ Plate Kit	MPK001	Amikacin HiMIC™ Plate Kit (contains HMP001,LQ314II,PW1378,R-MPK001)	Low risk	10/11/2020
ASS-HiMIC™ Plate Kit	MPK068	Ampicillin HiMIC™ Plate Kit (contains HMP068,LQ314II,PW1378,R-MPK068)	Low risk	10/11/2020
ASS-HiMIC™ Plate Kit	MPK109	Ampicillin/Sulbactam HiMIC™ Plate Kit (contains HMP109,LQ314II,PW1378,R-MPK109)	Low risk	10/11/2020
ASS-HiMIC™ Plate Kit	MPK071	Amphotericin B HiMIC™ Plate Kit (contains HMP071,LQ314I,PW1378,R-MPK071)	Low risk	17/06/2021
ASS-HiMIC™ Plate Kit	MPK070	Cefepime HiMIC™ Plate Kit (contains HMP070,LQ314I,PW1378,R-MPK070)	Low risk	10/11/2020
ASS-HiMIC™ Plate Kit	MPK101	Cefoxitin HiMIC™ Plate Kit (contains HMP101,LQ314II,PW1378,R-MPK101)	Low risk	10/11/2020
ASS-HiMIC™ Plate Kit	MPK012	Ceftazidime HiMIC™ Plate Kit (contains HMP012,LQ314II,PW1378,R-MPK012)	Low risk	10/11/2020
ASS-HiMIC™ Plate Kit	MPK016	Chloramphenicol HiMIC™ Plate Kit (contains HMP016,LQ314II,PW1378,R-MPK016)	Low risk	10/11/2020
ASS-HiMIC™ Plate Kit	MPK017	Ciprofloxacin HiMIC™ Plate Kit (contains HMP017,LQ314II,PW1378,R-MPK017)	Low risk	10/11/2020
ASS-HiMIC™ Plate Kit	MPK019	Clindamycin HiMIC™ Plate Kit (contains HMP019,LQ314II,PW1378,R-MPK019)	Low risk	10/11/2020
ASS-HiMIC™ Plate Kit	MPK020	Colistin HiMIC™ Plate Kit (contains HMP020,LQ314II,PW1378,R-MPK020)	Low risk	10/11/2020

ASS-HiMIC™ Plate Kit	MPK085	Ertapenem HiMIC™ Plate Kit (contains HMP085,LQ314II,PW1378,R-MPK085)	Low risk	10/11/2020
ASS-HiMIC™ Plate Kit	MPK025	Gentamicin HiMIC™ Plate Kit (contains HMP025,LQ314II,PW1378,R-MPK025)	Low risk	10/11/2020
ASS-HiMIC™ Plate Kit	MPK104	Imipenem HiMIC™ Plate Kit (contains HMP104,LQ314II,PW1378,R-MPK104)	Low risk	10/11/2020
ASS-HiMIC™ Plate Kit	MPK156	Isavuconazole HiMIC™ Plate Kit (contains HMP156,LQ314I,PW1378,R-MPK156)	Low risk	17/06/2021
ASS-HiMIC™ Plate Kit	MPK073	Itraconazole HiMIC™ Plate Kit (contains HMP073,LQ314I,PW1378,R-MPK073)	Low risk	17/06/2021
ASS-HiMIC™ Plate Kit	MPK080	Meropenem HiMIC™ Plate Kit (contains HMP080,LQ314I,PW1378,R-MPK080)	Low risk	10/11/2020
ASS-HiMIC™ Plate Kit	MPK084	Penicillin HiMIC™ Plate Kit (contains HMP084,LQ314II,PW1378,R-MPK084)	Low risk	10/11/2020
ASS-HiMIC™ Plate Kit	MPK042	Piperacillin/Tazobactam HiMIC™ Plate Kit (contains HMP042,LQ314I,PW1378,R-MPK042)	Low risk	10/11/2020
ASS-HiMIC™ Plate Kit	MPK043	Polymyxin B HiMIC™ Plate Kit (contains HMP043,LQ314II,PW1378,R-MPK043)	Low risk	10/11/2020
ASS-HiMIC™ Plate Kit	MPK120	Posaconazole HiMIC™ Plate Kit (contains HMP120,LQ314II,PW1378,R-MPK120)	Low risk	17/06/2021
ASS-HiMIC™ Plate Kit	MPK055	Teicoplanin HiMIC™ Plate Kit (contains HMP055,LQ314II,PW1378,R-MPK055)	Low risk	10/11/2020
ASS-HiMIC™ Plate Kit	MPK089	Tigecycline HiMIC™ Plate Kit (contains HMP089,LQ314II,PW1378,R-MPK089)	Low risk	10/11/2020
ASS-HiMIC™ Plate Kit	MPK060	Vancomycin HiMIC™ Plate Kit (contains HMP060,LQ314II,PW1378,R-MPK060)	Low risk	10/11/2020
ASS-HiMIC™ Plate Kit	MPK086	Variconazole HiMIC™ Plate Kit (contains HMP086,LQ314II,PW1378,R-MPK086)	Low risk	17/06/2021

**HiMedia Laboratories Private Limited**

C-40, Road No.21Y, MIDC, Wagle Ind. Area,Thane(W) - 400604

Website : www.himedialabs.com, Email : info@himedialabs.com

**Certificate of Analysis , Quality and Conformity**



<b>Material Code : ML061</b>	<b>Material Name :</b> Buffer solution pH 4.0 ( $\pm 0.02$ )	<b>Lot No : 0000580985</b>  <b>Mfg. Date : 2023-03</b>
<b>AR No.: 40001338229</b>	<b>Date of Report : 2023-03-25</b>	<b>Exp. Date : 2026-03</b>

<b>TEST</b>	<b>SPECIFICATIONS</b>	<b>RESULTS</b>
<b><u>Appearance</u></b> 1 Appearance	Colourless liquid	complies
<b><u>Clarity</u></b> 1 Clarity	Clear with no insoluble particles	complies
<b><u>Results</u></b> 1 Sterility	No bacterial or fungal growth is observed after 14 days of incubation as per USP specifications.	complies
2 Results	The buffer solution gives pH value of 4.0 $\pm 0.02$ at 25°C	complies

**STATUS OF THE MATERIAL : APPROVED**

This is to certify that this lot passes and it confirms to the above mentioned tests and specifications . The information given here is believed to be correct and accurate, however, both the information and products are offered without warranty for any particulars use, other than that specified in the current HiMedia manual or product sheets.

**This document has been produced electronically and is valid**

  
Kushminda Banger**Molecular biologist**  
Sneha Thakur**Asst./Dy/QC Manager****Mol.Bio.Division**  
Sujata Hajra**Dy/QA Manager****Mol.Bio.Division**



**HiMedia Laboratories Private Limited**

23, Vadhani Industrial Estate, L.B.S. Marg, Mumbai - 400086

Website : www.himedialabs.com, Email : info@himedialabs.com

**Certificate of Analysis , Quality and Conformity**

<b>Material Code : GRM026</b>	<b>Material Name :</b> Agar powder, Bacteriological grade	<b>Lot No : 0000501902</b>
<b>AR No.: 90000043196</b>	<b>Date of Report : 2021-10-07</b>	<b>Exp. Date : 2025-10</b>
<b>TEST</b>	<b>SPECIFICATIONS</b>	<b>RESULTS</b>
<b><u>Appearance</u></b> 1 Appearance 2 Nature 3 Consistency	Cream coloured powder. homogenous free flowing powder	Complies Complies Complies
<b><u>Solubility</u></b> 1 Solubility	Freely soluble in hot water at temperatures above 85°C. Insoluble in cold water.	Complies
<b><u>Clarity</u></b> 1 Clarity	A firm solid, clear to slightly opalescent gel is formed at a concentration of 1.5% at 38-40°C.	Complies
<b><u>Dye Diffusion</u></b> 1 Dye Diffusion	Agar dye diffusion :- 18-20mm	Complies
<b><u>Reaction</u></b> 1 Reaction	Reaction of 1.5% w/v aqueous solution at 25 °C	Complies
<b><u>pH</u></b> 1 pH	6.50 - 7.50	6.69
<b><u>Identification test</u></b> Identification test  1 Test A 2 Test B  3 Test C	As per method specified in USP 42,NF 37  Infrared absorption Iodine TS colours some of the fragments of the Agar bluish black, with some areas reddish to violet.  Agar forms a clear liquid that congeals at 30-39 ° C to form a firm resilient gel, which does not liquefy below 80°C.	.  Complies Complies  Complies
<b><u>Microbial Load</u></b> 1 Total aerobic microbial count (cfu/gm) 2 total aerobic microbial count	By plate method, when incubated at 30-35°C for not less than 3 days.  ≤ 1000	-  30

**HiMedia Laboratories Private Limited**

23, Vadhani Industrial Estate, L.B.S. Marg, Mumbai - 400086

Website : www.himedialabs.com, Email : info@himedialabs.com

<b>Material Code</b> : GRM026	<b>Material Name</b> : Agar powder, Bacteriological grade	<b>Lot No</b> : 0000501902
<b>AR No.:</b> 90000043196	<b>Date of Report</b> : 2021-10-07	<b>Exp. Date</b> : 2025-10
TEST	SPECIFICATIONS	RESULTS
(cfu/gm) 3 Total yeast and mold count (cfu/gm) 4 total yeast and mold count (cfu/gm)	By plate method, when incubated at 20-25°C for not less than 5 days.  ≤ 100	7
<u>Test for Pathogens</u> 1 Test for pathogens	1. E.coli-Negative in 10 gms of sample 2. Salmonella species-Negative in 10 gms of sample 3. Pseudomonas aeruginosa-Negative in 10 gms of sample 4. Staphylococcus aureus- Negative in 10 gms of sample 5. C.albicans- Negative in 10 gms of sample 6. Clostridia- Negative in 10 gms of sample	Absent
<u>Chemical Analysis</u> 1 Gelling temperature 2 Melting Range 3 Water (KF) 4 Calcium (Ca) 5 Arsenic (As) 6 Lead(Pb) 7 Acid- Insoluble Ash (On dry-Weight basis) 8 Total Ash (On dry-weight basis) 9 Foreign organic matter 10 Limit of Foreign insoluble matter 11 Gelling Strength	38-40°C ≥85°C ≤20% ≤ 0.1% ≤3ppm ≤10ppm ≤0.5% ≤6.5% ≤1.0% ≤15 mg in 7.5 gm of Agar ≥ 800g/cm <sup>2</sup>	Complies Complies Complies Complies Complies Complies Complies Complies Complies Complies
<u>Test for Water absorption</u> 1 Test for Water absorption 2 Water absorption capacity	As per method specified in USP 42,NF37 NMT 75 ml of water is absorbed by 5.0 g of agar	Complies
<u>Limit of Gelatin</u> 1 Limit of Gelatin 2 Gelatin	As per method specified in USP 42,NF37 No yellow precipitate is formed.	Complies

**HiMedia Laboratories Private Limited**

23, Vadhani Industrial Estate, L.B.S. Marg, Mumbai - 400086

Website : www.himedialabs.com, Email : info@himedialabs.com

<b>Material Code</b> : GRM026	<b>Material Name</b> : Agar powder, Bacteriological grade	<b>Lot No</b> : 0000501902
<b>AR No.:</b> 90000043196	<b>Date of Report</b> : 2021-10-07	<b>Exp. Date</b> : 2025-10

TEST	SPECIFICATIONS	RESULTS
<u>Limit of Foreign Starch</u> 1 Limit of Foreign Starch 2 Starch	As per method specified in USP 42,NF37 The sample solution does not ,upon cooling ,produce a blue colour upon the addition of iodine TS.	Complies
<u>Growth Promotion Test</u> 1 Growth Promotion Test	As per method specified in USP 42,NF 37	Complies
<u>Cultural response</u> 1 Cultural response	Cultural response observed after an incubation at 35-37°C for 18-24 hours by preparing Nutrient Agar (M001) using Agar Powder, Bacteriological as an ingredient.	
<u>Escherichia coli ATCC 25922 (WDCM00013)</u> 1 Growth	Luxuriant	Complies
<u>Pseudomonas aeruginosa ATCC (WDCM 00025)</u> 1 Growth	Luxuriant	Complies
<u>Staphylococcus aureus subsp.aureus ATCC 25923(WDCM 00034)</u> 1 Growth	Luxuriant	Complies
<u>Salmonella enterica serovar Typhi ATCC 6539</u> 1 Growth	Luxuriant	Complies
<u>Streptococcus pyogenes ATCC 19615</u> 1 Growth	Luxuriant	Complies
<u>Salmonella enterica serovar Enteritidis ATCC 13076 (WDCM 00030)</u> 1 Growth	Luxuriant	Complies

**HiMedia Laboratories Private Limited**

23, Vadhani Industrial Estate, L.B.S. Marg, Mumbai - 400086

Website : www.himedialabs.com, Email : info@himedialabs.com

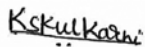
<b>Material Code</b> : GRM026	<b>Material Name</b> : Agar powder, Bacteriological grade	<b>Lot No</b> : 0000501902
<b>AR No.:</b> 90000043196	<b>Date of Report</b> : 2021-10-07	<b>Exp. Date</b> : 2025-10

TEST	SPECIFICATIONS	RESULTS
<u>Salmonella enterica serovar Typhimurium ATCC 14028 (WDCM00031)</u> 1 Growth	Luxuriant	Complies
<u>Yersinia enterocolitica ATCC 9610 (WDCM 00038)</u> 1 Growth	Luxuriant	Complies
<u>Yersinia enterocolitica ATCC 23715 (WDCM 00160)</u> 1 Growth	Luxuriant	Complies

**STATUS OF THE MATERIAL : APPROVED**


This is to certify that this lot passes and it confirms to the above mentioned tests and specifications . The information given here is believed to be correct and accurate, however, both the information and products are offered without warranty for any particulars use, other than that specified in the current HiMedia manual or product sheets.

**This document has been produced electronically and is valid**



Kashmira Kulkarni

Microbiologist/Sr.Executive Microbiologist



Ujwala M. Kokate

Asst./Dy/QC Manager



Dr. Santosh Kaul

Dy/QA Manager

## Certificate of Analysis

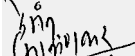
**Material Name:** Glycerol, Hi-LR™**CAS Number :** 56-81-5**Material Code :** GRM081**Lot Number :** 0000518972**Molecular Formula :** C<sub>3</sub>H<sub>8</sub>O<sub>3</sub>**Report No :** 10000499025

TEST	SPECIFICATIONS	RESULTS
Appearance	Colourless to faint yellow syrupy, very hygroscopic clear viscous liquid	Colourless viscous liquid
Solubility	1 mL miscible in 1 mL of water	Complies
FTIR	Matches with the standard pattern	Complies
Refractive index (n 20/D)	1.4700 - 1.4750	1.4739
Density (at 25°C)	1.245g/ml - 1.255g/ml	1.2461g/ml
Sulphated ash	<= 0.01%	Nil
Sugars (Glucose)	<= 0.004%	Complies
Assay (NaOH Titration)	98.00% - 102.00%	99.34%

STATUS : APPROVED

QC Release Date : 2022-02-03

Expiry Date : 2026-01-31

  
Tushar PatilQuality Control Chemist  
Chemical Division  
Atul PalveManager, Quality Control  
Chemical Division  
Hemant MalankarManager, Quality Assurance  
Chemical Division

This is to certify that this lot passes and it confirms to the above mentioned tests and specifications . The information given here is believed to be correct and accurate, however, both the information and products are offered without warranty for any particulars use, other than that specified in the current technical data.

This document has been produced electronically and is valid with out signature.

**HiMedia Laboratories Private Limited**

C-40, Road No.21Y, MIDC, Wagle Ind. Area,Thane(W) - 400604

Website : www.himedialabs.com, Email : info@himedialabs.com

**Certificate of Analysis , Quality and Conformity**



<b>Material Code : ML062</b>	<b>Material Name :</b> Buffer solution pH 7.0 ( $\pm 0.02$ )	<b>Lot No : 0000600347</b>  <b>Mfg. Date : 2023-07</b>
<b>AR No.: 40001377974</b>	<b>Date of Report : 2023-08-07</b>	<b>Exp. Date : 2026-07</b>

<b>TEST</b>	<b>SPECIFICATIONS</b>	<b>RESULTS</b>
<b><u>Appearance</u></b> 1 Appearance	Colourless liquid	complies
<b><u>Clarity</u></b> 1 Clarity	Clear with no insoluble particles	complies
<b><u>Results</u></b> 1 Sterility	No bacterial or fungal growth is observed after 14 days of incubation as per USP specifications.	complies
2 Results	The buffer solution gives pH value of 7.0 $\pm 0.02$ at 25°C	complies

**STATUS OF THE MATERIAL : APPROVED**

This is to certify that this lot passes and it confirms to the above mentioned tests and specifications . The information given here is believed to be correct and accurate, however, both the information and products are offered without warranty for any particulars use, other than that specified in the current HiMedia manual or product sheets.

**This document has been produced electronically and is valid**

  
Kushminda Banger**Molecular biologist**  
Sneha Thakur**Asst./Dy/QC Manager****Mol.Bio.Division**  
Sujata Hajra**Dy/QA Manager****Mol.Bio.Division**

**HiMedia Laboratories Private Limited**

C-40, Road No.21Y, MIDC, Wagle Industrial Area,  
Thane(W) - 400604 , Website : www.himedialabs.com,  
Email : info@himedialabs.com

**Certificate of Analysis, Quality and Conformity**

<b>Material Code : M1881</b>	<b>Material Name :</b> Dichloran Rose Bengal Chloramphenicol Agar (DRBC Agar)	<b>Lot No : 000520512</b>
<b>Report No.: 40001207126</b>	<b>Date of Release &amp; Report : 2022-02-14</b>	<b>Expiry Date : 2026-01</b>

**Appearance**

Light yellow to pink homogeneous free flowing powder . Observed : Light pink

**Gelling**

Firm,comparable with 1.5% Agar gel

**Colour and Clarity of prepared medium**

Pink coloured, clear to slightly opalescent gel forms in Petri plates

**Reaction**

Reaction of 3.16% w/v aqueous solution at 25°C.

**pH**

pH Range :5.40-5.80 Observed : 5.79

**Cultural Response**

Cultural characteristics observed after an incubation at 25-30°C for upto 6 days.

Organism	Inoculum (CFU)	Growth	Recovery
<b>Cultural Response</b>			
<i>Bacillus spizizenii</i> ATCC 6633 (WDCM 00003)	$\geq 10^4$	inhibited	0%
<i>Candida albicans</i> ATCC 10231 (WDCM 00054)	50-100	good-luxuriant	$\geq 50\%$
<i>Escherichia coli</i> ATCC 25922 (WDCM 00013)	$\geq 10^4$	inhibited	0%
<i>Mucor racemosus</i> ATCC 42647 (WDCM 00181)	-	good-luxuriant	-
<i>Saccharomyces cerevisiae</i> ATCC 9763 (WDCM 00058)	50-100	good-luxuriant	$\geq 50\%$

- . ATCC is a registered trade mark of the American Type Culture Collection
- . NCTC and National Collection of Type Culture are registered trade mark of the Health Protection Agency

**Control Media :**

- . For Bacteria : Soyabean Casein Digest Agar / Columbia Blood Agar base enriched with 5% v/v Sheep/Horse blood.
- . For Yeast & Mold : Sabouraud Dextrose Agar.

- . All ISO 11133 : 2014/Amd.1:2018(E) control strains are included in the Quality parameter
- . HiMedia Laboratories Pvt Ltd is Certified for ISO 9001:2015, ISO 13485:2016 , WHO GMP

. Information for BSE/TSE Risk The material was subjected to pH  $\leq 7.0$  and/or a temperature in excess of 75°C for no less than 2 hours during the manufacturing process. The bovine raw material for this product was collected entirely from Indian Origin animals in a licensed based establishment. The animals are inspected under a Govt. approved veterinarian's supervision and were

**HiMedia Laboratories Private Limited**

C-40, Road No.21Y, MIDC, Wagle Industrial Area,  
Thane(W) - 400604 , Website : www.himedialabs.com,  
Email : info@himedialabs.com

**Certificate of Analysis, Quality and Conformity**

<b>Material Code : M1881</b>	<b>Material Name :</b> Dichloran Rose Bengal Chloramphenicol Agar (DRBC Agar)	<b>Lot No : 000520512</b>
<b>Report No.: 40001207126</b>	<b>Date of Release &amp; Report : 2022-02-14</b>	<b>Expiry Date : 2026-01</b>

apparently free from infectious and contagious diseases. BSE (Bovine Spongiform Encephalopathy)/ TSE (Transmissible Spongiform Encephalopathy) and dioxine are not known to exist in India. This material does not contain, nor is derived from the specific risks material as defined in The Maharashtra Animal Preservation Act Govt. of Maharashtra, India.

**STATUS OF THE MATERIAL : APPROVED**


This is to certify that this lot passes and it confirms to the above mentioned tests and specifications . The information given here is believed to be correct and accurate, however, both the information and products are offered without warranty for any particulars use, other than that specified in the current HiMedia manual or product sheets. The results reported were obtained at the time of release.

**This document has been produced electronically and is valid**



Prachi Ratnakar

**Microbiologist/Sr.Executive  
Microbiologist**



Ujwala M. Kokate

**Asst./Dy/QC Manager**



Dr. Santosh Kaul

**Dy/QA Manager**

2022-02-14





## Rhamnose Rh

DD010

Carbohydrate Differentiation Discs are used to differentiate bacteria on the basis of carbohydrate fermentation abilities.

### Directions

A Sugar free medium base is prepared as desired, dispensed and sterilized. Following media are recommended for this test.

#### Liquid Media

- M885 Andrade Peptone Water
- MV885 Andrade HiVeg Peptone Water
- M909 Andrade Peptone Water with Meat Extract
- MV909 Andrade Peptone Water w/ HiVeg Extract No. 1
- M054 Phenol Red Broth Base
- MV054 Phenol Red HiVeg Broth Base
- M279 Phenol Red Broth Base w/ Meat Extract
- MV279 Phenol Red Broth Base w/ HiVeg Extract No. 1
- M284 Purple Broth Base
- MV284 Purple HiVeg Broth Base
- M676 Yeast Fermentation Broth
- MV676 Yeast Fermentation HiVeg Broth Base

#### Semisolid Media

- M159 Cystine Tryptone Agar
- MV159 Cystine Tryptone Agar, HiVeg
- M395 OF Basal Medium
- MV395 OF Basal HiVeg Medium
- M319 Tryptone Agar Base
- MV319 Tryptone Agar Base, HiVeg

#### Solid Media

- M053 Phenol Red Agar Base
- MV053 Phenol Red HiVeg Agar Base
- M098 Purple Agar Base
- MV098 Purple HiVeg Agar Base

Any medium- liquid, semisolid or solid can be used as per choice. Liquid and semisolid media are dispensed in 5 ml amounts in test tubes and sterilized. On cooling to 45 - 50°C a single Carbohydrate disc is added to each tube aseptically and inoculated with the test organisms. In semisolid medium the disc is pushed in the medium along with the inoculum just below the surface of the medium, so that the medium at the bottom can serve as control while fermentation can be detected at the surface level. Using solid media it is possible to detect fermentation of number of sugars on the same plate. Sterile plates containing the agar medium of choice are surface seeded with test organism(s) and required Carbohydrate discs are placed and pressed gently on the surface of the plate at sufficient distance (2cm) from each other. Incubation is carried out at  $36 \pm 1.0^\circ\text{C}$  for 18-48 hours

and results are recorded at 18 - 24 hours and again at 48 hours. The results should be frequently observed since reversal of fermentation reaction can take place. In case of liquid medium gas produced during fermentation is collected in the inverted Durham's tube while acid produced changes colour of the medium. In semisolid media gas produced is trapped and seen as bubbles. On agar plates fermentation is visualized by change in colour around the disc.

## Principle And Interpretation

Ability of an organism to ferment a specific carbohydrate added in the basal medium, results in the production of acid or acid and gas. This ability has been used to characterize a specific species of bacteria which helps in differentiation of species as well (2,3). When carbohydrate impregnated disc is added to a culture medium the carbohydrate diffuses through the medium. When a carbohydrate is fermented by a microorganism, the acid (or acid and gas) produced lowers the pH of the medium and the indicator in the basal medium thus changes colour (e.g. phenol red changes from red to orange to yellow).

Bacteria capable of fermentation grow in Andrade Peptone and produce acid due to fermentation of the added carbohydrate and change the colour of the indicator from light straw colored to pink(1).

## Quality Control

### Appearance

Filter paper discs of 10 mm diameter bearing letters "Rh" in continuous printing style.

### Cultural response

The carbohydrate fermentation reactions after an incubation of 18-48 hours at 35-37°C, of various bacteria with Rhamnose Differentiation discs were tested using Phenol Red Broth Base (M054).

### Cultural Response

Organism	Growth	Acid	Gas
<i>Citrobacter freundii</i> ATCC 8090	Luxuriant	Positive reaction: yellow colour	Positive reaction
<i>Enterobacter aerogenes</i> ATCC 13048	Luxuriant	Positive reaction: yellow colour	Positive reaction
<i>Escherichia coli</i> ATCC 25922	Luxuriant	Positive reaction: yellow colour	Positive reaction
<i>Klebsiella pneumoniae</i> ATCC 13883	Luxuriant	Positive reaction: yellow colour	Positive reaction
<i>Serratia marcescens</i> ATCC 8100	Luxuriant	Negative reaction: no colour change	Negative reaction
<i>Proteus vulgaris</i> ATCC 13315	Luxuriant	Negative reaction: no colour change	Negative reaction
<i>Salmonella Typhi</i> ATCC 6539	Luxuriant	Negative reaction: no colour change	Negative reaction
<i>Salmonella Typhimurium</i> ATCC 14028	Luxuriant	Positive reaction: yellow colour	Positive reaction
<i>Shigella flexneri</i> ATCC 12022	Luxuriant	Negative reaction: no colour change	Negative reaction

## Storage and Shelf Life

Store between 10-30°C. Use before expiry date on the label.

## Reference

1. Maxted W. R., 1953, J. Clin. Path., 6:234.

2. Eaton A.D, Clesceri L.S. Greenberg. A.W, 2005, Standard Methods for the Examination of Water and wastewater, 21st edn, APHA. Washington. DC.
3. Mackie and McCartney, 1996, Practical Medical Microbiology, 14th ed., Vol. 2, Collee, Duguid, Fraser and Marmion (Eds.), Churchill Livingstone, Edinburgh.

Revision : 1 / 2011

**Disclaimer :**

User must ensure suitability of the product(s) in their application prior to use. Products conform solely to the information contained in this and other related HiMedia™ publications. The information contained in this publication is based on our research and development work and is to the best of our knowledge true and accurate. HiMedia™ Laboratories Pvt Ltd reserves the right to make changes to specifications and information related to the products at any time. Products are not intended for human or animal diagnostic or therapeutic use but for laboratory, research or further manufacturing use only, unless otherwise specified. Statements contained herein should not be considered as a warranty of any kind, expressed or implied, and no liability is accepted for infringement of any patents.



## Xylose

DD014

Carbohydrate Differentiation Discs are used to differentiate bacteria on the basis of carbohydrate fermentation abilities.

### Directions

A Sugar free medium base is prepared as desired, dispensed and sterilized. Following media are recommended for this test.

#### Liquid Media

- M885 Andrade Peptone Water
- MV885 Andrade HiVeg Peptone Water
- M909 Andrade Peptone Water with Meat Extract
- MV909 Andrade Peptone Water w/ HiVeg Extract No. 1
- M054 Phenol Red Broth Base
- MV054 Phenol Red HiVeg Broth Base
- M279 Phenol Red Broth Base w/ Meat Extract
- MV279 Phenol Red Broth Base w/ HiVeg Extract No. 1
- M284 Purple Broth Base
- MV284 Purple HiVeg Broth Base
- M676 Yeast Fermentation Broth
- MV676 Yeast Fermentation HiVeg Broth Base

#### Semisolid Media

- M159 Cystine Tryptone Agar
- MV159 Cystine Tryptone Agar, HiVeg
- M395 OF Basal Medium
- MV395 OF Basal HiVeg Medium
- M319 Tryptone Agar Base
- MV319 Tryptone Agar Base, HiVeg

#### Solid Media

- M053 Phenol Red Agar Base
- MV053 Phenol Red HiVeg Agar Base
- M098 Purple Agar Base
- MV098 Purple HiVeg Agar Base

Any medium- liquid, semisolid or solid can be used as per choice. Liquid and semisolid media are dispensed in 5 ml amounts in test tubes and sterilized. On cooling to 45 - 50°C a single Carbohydrate disc is added to each tube aseptically and inoculated with the test organisms. In semisolid medium the disc is pushed in the medium along with the inoculum just below the surface of the medium, so that the medium at the bottom can serve as control while fermentation can be detected at the surface level. Using solid media it is possible to detect fermentation of number of sugars on the same plate. Sterile plates containing the agar medium of choice are surface seeded with test organism(s) and required Carbohydrate discs are placed and pressed gently on the surface of the plate at sufficient distance (2cm) from each other. Incubation is carried out at  $36 \pm 1.0^\circ\text{C}$  for 18-48 hours

and results are recorded at 18 - 24 hours and again at 48 hours. The results should be frequently observed since reversal of fermentation reaction can take place. In case of liquid medium gas produced during fermentation is collected in the inverted Durham's tube while acid produced changes colour of the medium. In semisolid media gas produced is trapped and seen as bubbles. On agar plates fermentation is visualized by change in colour around the disc.

## Principle And Interpretation

Ability of an organism to ferment a specific carbohydrate added in the basal medium, results in the production of acid or acid and gas. This ability has been used to characterize a specific species of bacteria which helps in differentiation of species as well (2,3). When carbohydrate impregnated disc is added to a culture medium the carbohydrate diffuses through the medium. When a carbohydrate is fermented by a microorganism, the acid (or acid and gas) produced lowers the pH of the medium and the indicator in the basal medium thus changes colour (e.g. phenol red changes from red to orange to yellow).

Bacteria capable of fermentation grow in Andrade Peptone and produce acid due to fermentation of the added carbohydrate and change the colour of the indicator from light straw colored to pink(1).

## Quality Control

### Appearance

Filter paper discs of 10 mm diameter bearing letters "Xy" in continuous printing style.

### Cultural response

The carbohydrate fermentation reactions after an incubation of 18-48 hours at 35-37°C, of various bacteria with Xylose Differentiation discs were tested using Phenol Red Broth Base (M054).

Organism	Growth	Acid	Gas
<i>Citrobacter freundii</i> ATCC 8090	Luxuriant	Positive reaction: yellow colour	Positive reaction
<i>Enterobacter aerogenes</i> ATCC 13048	Luxuriant	Positive reaction: yellow colour	Positive reaction
<i>Escherichia coli</i> ATCC 25922	Luxuriant	Positive reaction: yellow colour	Positive reaction
<i>Klebsiella pneumoniae</i> ATCC 13883	Luxuriant	Positive reaction: yellow colour	Positive reaction
<i>Proteus vulgaris</i> ATCC 13315	Luxuriant	Positive reaction: yellow colour	Negative reaction
<i>Serratia marcescens</i> ATCC 8100	Luxuriant	Negative reaction: no colour change	Negative reaction
<i>Salmonella Typhi</i> ATCC 6539	Luxuriant	Positive reaction: yellow colour	Negative reaction
<i>Salmonella Typhimurium</i> ATCC 14028	Luxuriant	Positive reaction: yellow colour	Positive reaction
<i>Shigella flexneri</i> ATCC 12022	Luxuriant	Negative reaction: no colour change	Negative reaction

## Storage and Shelf Life

Store between 10-30°C. Use before expiry date on the label.

## Reference

1. Moxley W. R., 1953, J. Clin. Path., 6:234.

2. Eaton A.D, Clesceri L.S. Greenberg. A.W, 2005, Standard Methods for the Examination of Water and wastewater, 21st edn, APHA. Washington. DC.
3. Mackie and McCartney, 1996, Practical Medical Microbiology, 14th ed., Vol. 2, Collee, Duguid, Fraser and Marmion (Eds.), Churchill Livingstone, Edinburgh.

Revision : 1 / 2011

**Disclaimer :**

User must ensure suitability of the product(s) in their application prior to use. Products conform solely to the information contained in this and other related HiMedia™ publications. The information contained in this publication is based on our research and development work and is to the best of our knowledge true and accurate. HiMedia™ Laboratories Pvt Ltd reserves the right to make changes to specifications and information related to the products at any time. Products are not intended for human or animal diagnostic or therapeutic use but for laboratory, research or further manufacturing use only, unless otherwise specified. Statements contained herein should not be considered as a warranty of any kind, expressed or implied, and no liability is accepted for infringement of any patents.



## Oxidase Discs

DD018

Oxidase Discs are used for detection of oxidase production by microorganisms like *Neisseria*, *Alcaligenes*, *Aeromonas*, *Vibrio*'s, *Campylobacter* and *Pseudomonas*, which give positive reactions and for excluding *Enterobacteriaceae*, which give negative reactions.

### Directions

Oxidase reaction is carried out by touching and spreading a well isolated colony on the oxidase disc. The reaction is observed within 5-10 seconds at 25-30°C. A change later than 10 seconds or no change at all is considered negative reaction.

### Precautions

1. „Do not use stainless steel or nichrome inoculating wires, as false positive reaction may result from surface oxidation products formed during flame sterilization.
2. „Growth from media containing dyes is not suitable for testing.
3. „Timing is critical (5-10 sec) for interpretation of results.
4. „Perform oxidase test on all gram-negative bacilli.
5. „Cytochrome oxidase production may be inhibited by acid production. False negative reactions may be exhibited by *Vibrio*, *Aeromonas* and *Plesiomonas* species when grown on a medium containing fermentable carbohydrate e.g. MacConkey Agar (M081). Colonies taken from media containing nitrate may give unreliable results. The loss of activity of the oxidase reagent is caused by auto-oxidation which may be avoided by adding 0.1% ascorbic acid (3).

### Principle And Interpretation

Certain bacteria possess either cytochrome oxidase or indophenol oxidase (an iron-containing haemoprotein), which catalyzes the transport of electrons from donor compounds (NADH) to electron acceptors (usually oxygen). In the oxidase test, a colourless dye such as N, N-dimethyl-p-phenylenediamine serves as an artificial electron acceptor for the enzyme oxidase. The dye is oxidized to form indophenol blue, a coloured compound. The test is useful in the initial characterization of aerobic gram-negative bacteria of the genera *Aeromonas*, *Plesiomonas*, *Pseudomonas*, *Campylobacter* and *Pasteurella*.

Oxidase discs are sterile filter paper discs impregnated with N, N-dimethyl-p-phenylenediamine oxalate, ascorbic acid and a-naphthol. These discs overcome the necessity of daily preparation of fresh reagent. Gordon and McLeod (1) introduced oxidase test for identifying gonococci based upon the ability of certain bacteria to produce indophenol blue from the oxidation of dimethyl-p-phenylenediamine and a-naphthol. Gaby and Hadley (2) introduced a more sensitive method by using N, N-dimethyl-p-phenylenediamine oxalate where all staphylococci were oxidase negative. In a positive reaction the enzyme cytochrome oxidase combines with N,N-dimethyl-p-phenylenediamine oxalate and a-naphthol to form the dye, indophenol blue.

### Quality Control

#### Appearance

Filter paper discs of 10 mm diameter

#### Cultural response

Typical oxidase reaction given by 18-48 hour culture observed within 5-10 seconds at 25-30°C.

Organism	Reaction Observed
<i>Pseudomonas aeruginosa</i> ATCC 27853	positive : deep purplish blue colouration of disc

---

<i>Neisseria gonorrhoeae</i> ATCC 19424	positive : deep purplish blue colouration of disc
<i>Escherichia coli</i> ATCC 25922	negative : purplish blue colouration after 10 sec/ no colour change
<i>Staphylococcus aureus</i> ATCC 25923	negative : no colour change

### Storage and Shelf Life

Store at 2 - 8°C. Use before expiry date on the label.

### Reference

- 1.Gordon J. and Mcleod J.W., 1928, J. Path. Bact., 31:185
- 2.Gaby W.L and Hadley C., 1957. J. Bact., 74:356
- 3.Steel. K.J. 1962. J. Appl. Bact. 25:445

Revision : 1 / 2011



#### Disclaimer :

User must ensure suitability of the product(s) in their application prior to use. Products conform solely to the information contained in this and other related HiMedia™ publications. The information contained in this publication is based on our research and development work and is to the best of our knowledge true and accurate. HiMedia™ Laboratories Pvt Ltd reserves the right to make changes to specifications and information related to the products at any time. Products are not intended for human or animal diagnostic or therapeutic use but for laboratory, research or further manufacturing use only, unless otherwise specified. Statements contained herein should not be considered as a warranty of any kind, expressed or implied, and no liability is accepted for infringement of any patents.





## Spore Strips (Steam Sterilization Monitor Strips)

DD032

Steam Sterilization Monitor Strips are used for evaluating sterilization process. These indicators which are specified by the U.S. military specification MIL-S- 36586 are GMP requirements of U.S. FDA.

### Directions

Place indicators in the areas of the pack or load least accessible to steam. Places such as the geometrical center, and the upper and lower regions of both front and rear of the load to be sterilized are considered suitable areas for placement of these indicators. A standard procedure should be established for the routine evaluation of each sterilizer. On completion of the sterilization cycle, remove the indicators from the test loads and deliver them to the laboratory for testing. All sterility tests should be performed in a clean dust free transfer area, preferably under positive air pressure, using rigid aseptic technique throughout the test procedure.

Using sterile scissors, cut open one end of the envelope. Thereafter remove the indicator with sterile tweezers and aseptically transfer it to a tube of sterile Soyabean Casein Digest Medium w/ Yeast Extract and Ferric pyrophosphate (M207) or Soyabean Casein Digest Medium (M011). Incubate the tubes for seven days at 55 - 60°C. Observe the tubes daily. If turbidity develops, failure of the sterilization process is indicated.

### Precautions

The spore strips or broth cultures of *Bacillus stearothermophilus* must be autoclaved at 121°C for at least 30 minutes prior to discarding.

Each spore strip is individually packaged in a steam-permeable envelope.

### Principle And Interpretation

*Bacillus stearothermophilus* is a thermophilic bacteria which can grow at 65°C and above. The spores are highly heat resistant and are used to monitor autoclave performance (1).

Sterilisation is the freeing of an article from all living organisms including viable spores(1). Sterilization quality control can only be achieved through the use of calibrated biological indicators (endospores). These indicators consist of *Bacillus stearothermophilus* spores impregnated on chromatography paper strips, individually placed into envelopes. Number of spores present per strip :  $10^6$ . These organisms are difficult to destroy because they are more resistant to heat than other vegetative bacteria and viruses. Therefore, if they are destroyed during sterilization, it is assumed that all other life forms are also destroyed. This test is considered the most sensitive check of the autoclaves efficiency.

### Precautions :

The spore strips or broth cultures of *Bacillus stearothermophilus* must be autoclaved at 121°C for at least 30 minutes prior to discarding.

Each spore strip is individually packaged in a steam-permeable envelope.

### Quality Control

#### Appearance

Filter paper strip impregnated with spores of standard culture of *B.stearothermophilus*

#### Number of spores

1000000 spores/strip

#### Cultural response

Sterility checking of the autoclave was carried out using Spore strip. After autoclaving, strip was inoculated in 100ml of st. Soyabean Casein Digest Medium(M011) and incubated at 55°C upto 7 days. An unexposed spore strip was also inoculated separately in 100ml M011

---

<b>Growth</b>	<b>Unexposed Spore Strip</b>	<b>Exposed Spore Strip</b>	<b>Positive control</b>	<b>Negative control</b>
<i>Growth in M011</i>	Luxuriant	No growth	Luxuriant	No growth

## Storage and Shelf Life

Store at 2 - 8°C. Use before expiry date on the label.

## Reference

1.Mackie and McCartney, 1996, Practical Medical Microbiology, 14th ed., Vol. 2, Collee J. G., Fraser A. G., Marmion B, P., Simmons A (Eds.), Churchill Livingstone, Edinburgh.

Revision : 1 / 2011

## Disclaimer :

User must ensure suitability of the product(s) in their application prior to use. Products conform solely to the information contained in this and other related HiMedia™ publications. The information contained in this publication is based on our research and development work and is to the best of our knowledge true and accurate. HiMedia™ Laboratories Pvt Ltd reserves the right to make changes to specifications and information related to the products at any time. Products are not intended for human or animal diagnostic or therapeutic use but for laboratory, research or further manufacturing use only, unless otherwise specified. Statements contained herein should not be considered as a warranty of any kind, expressed or implied, and no liability is accepted for infringement of any patents.



## Egg Yolk Tel Emulsion (50 ml/100 ml per vial)

FD046

Sterile stabilized tellurite emulsion of egg yolk recommended for identification of *Staphylococcus* species.

### Composition

Ingredients	Concentration
Egg yolk	15ml
Sterile saline	32ml
Sterile 3.5%potassium tellurite solution	3ml
Final pH ( at 25°C)	7.6±0.2

### Directions:

Warm up the refrigerated Egg Yolk Tel Emulsion to 40-45°C. Shake well to attain uniform emulsion (since on refrigeration emulsion has a tendency to form layers or small lumps). Aseptically add 50 ml in 950 ml of sterile, molten, cooled (45-50°C) Baird Parker Agar Base [M043](#) /[M043S](#)/Baird Parker Agar Base, Granulated [GM043](#) /Baird Parker HiCynth™ Agar Base [MCD043](#) /Baird Parker HiVeg™ Agar Base [MV043](#)/ Baird Parker Agar Base w/Sulpha [M1140](#)/HiCrome™ Aureus Agar Base [M1468](#). Aseptically add 100 ml in 900 ml of sterile, molten, cooled (45-50°C) Clostridium Perfringens Agar Base [M2070](#). Mix well and pour into sterile petri plates.

### Type of specimen

Clinical samples - Skin scrapping, wounds, faeces, etc. ; Food samples

### Specimen Collection and Handling

For clinical samples follow appropriate techniques for handling specimens as per established guidelines (1,2).

For Food samples follow appropriate techniques for handling specimens as per established guidelines (3).

After use, contaminated materials must be sterilized by autoclaving before discarding.

### Warning & Precautions

In Vitro diagnostic use. For professional use only. Read the label before opening the container. Wear protective gloves/protective clothing/eye protection/face protection. Follow good microbiological lab practices while handling specimens and culture. Standard precautions as per established guidelines should be followed while handling clinical specimens. Safety guidelines may be referred in individual safety data sheets.

### Storage and Shelf Life

Store at 2 - 8°C. Use before expiry date on the label.

### Disposal

User must ensure safe disposal by autoclaving and/or incineration of used or unusable preparations of this product. Follow established laboratory procedures in disposing of infectious materials and material that comes into contact with clinical sample must be decontaminated and disposed of in accordance with current laboratory techniques (1,2).

### Reference


1. Isenberg (Ed.),2004, Clinical Microbiology Procedures Handbook, Vol.3, American Society for Microbiology, Washington. D.C.
2. Jorgensen, J.H., Pfaller, M.A., Carroll, K.C., Funke, G., Landry, M.L., Richter, S.S and Warnock., D.W. (2015) Manual of Clinical Microbiology, 11th Edition. Vol. 1.
3. Salfinger Y., and Tortorello M.L. Fifth (Ed.), 2015, Compendium of Methods for the Microbiological Examination of Foods, American Public Health Association, Washington, D.C.

\* Not For Medicinal Use

Revision : 03/2022



HiMedia Laboratories Pvt.  
Limited, Plot No.C-40, Road  
No.21Y, MIDC, Wagle Industrial  
Area, Thane (W) -400604, MS,  
India



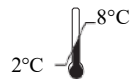
CEpartner4U, Esdoornlaan 13,  
3951DB Maarn, NL  
[www.cepartner4u.eu](http://www.cepartner4u.eu)



*In vitro* diagnostic  
medical device



CE Marking



Storage temperature



Do not use if  
package is damaged

**Disclaimer :**

User must ensure suitability of the product(s) in their application prior to use. Products conform solely to the information contained in this and other related HiMedia™ publications. The information contained in this publication is based on our research and development work and is to the best of our knowledge true and accurate. HiMedia™ Laboratories Pvt Ltd reserves the right to make changes to specifications and information related to the products at any time. Products are not intended for human or animal diagnostic or therapeutic use but for laboratory, research or further manufacturing use only, unless otherwise specified. Statements contained herein should not be considered as a warranty of any kind, expressed or implied, and no liability is accepted for infringement of any patents.



## U40 Supplement (5 ml per vial)

FD048

Filter sterilized urea solution recommended for detection of urease activity.

### Composition

Per vial sufficient for 100 ml medium

Ingredients	Concentration
Urea	2g
Distilled water	5ml
Final pH ( at 25°C)	8.0±0.2

### Directions:

Warm up the refrigerated Urea Solution to room temperature and aseptically add 5 ml in 95 ml sterile, molten, cooled (45-50°C) Urea Broth Base [M111](#) / Urea Agar Base (Christensen) [M112](#) / [M112S](#) / [M112I](#) / Urea HiVeg™ Agar Base (Christensen) [MV112](#) / MIU Medium Base [M1076](#) / Hemmes Medium Base [M775](#) or 25 ml in 975 ml Kohn Two Tube Medium No. 1 Base [M142](#) / Kohn Two Tube HiVeg™ Medium No.1 Base [MV142](#) or to Yersinia Identification Broth Base [M1221](#) as desired. Mix well and dispense in sterile tubes.

### Type of specimen

Isolated microorganism from clinical, food and water samples.

### Specimen Collection and Handling

For clinical samples follow appropriate techniques for handling specimens as per established guidelines (1,2). For food samples, follow appropriate techniques for sample collection and processing as per guidelines (3). For water samples, follow appropriate techniques for sample collection, processing as per guidelines and local standards(4). After use, contaminated materials must be sterilized by autoclaving before discarding.

### Warning & Precautions

In Vitro diagnostic use. For professional use only. Read the label before opening the container. Wear protective gloves/ protective clothing/eye protection/face protection. Follow good microbiological lab practices while handling specimens and culture. Standard precautions as per established guidelines should be followed while handling clinical specimens. Safety guidelines may be referred in individual safety data sheets.

### Storage and Shelf Life

Store at 2 - 8°C. Use before expiry date on the label.

### Disposal

User must ensure safe disposal by autoclaving and/or incineration of used or unusable preparations of this product. Follow established laboratory procedures in disposing of infectious materials and material that comes into contact with clinical sample must be decontaminated and disposed of in accordance with current laboratory techniques (1,2).

### Reference

1. Isenberg (Ed.),2004, Clinical Microbiology Procedures Handbook, Vol.3, American Society for Microbiology, Washington. D.C.
2. Jorgensen, J.H., Pfaller, M.A., Carroll, K.C., Funke, G., Landry, M.L., Richter, S.S and Warnock., D.W. (2015) Manual of Clinical Microbiology,11th Edition. Vol. 1.
3. Salfinger Y., and Tortorello M.L. Fifth (Ed.), 2015, Compendium of Methods for the Microbiological Examination of Foods, 5th Ed., American Public Health Association, Washington, D.C.
4. Baird R.B., Eaton A.D., and Rice E.W., (Eds.), 2015, Standard Methods for the Examination of Water and Wastewater, 23rd ed., APHA, Washington, D.C.

\* Not For Medicinal Use

Revision : 02/2022



HiMedia Laboratories Pvt.  
Limited, Plot No.C-40, Road  
No.21Y, MIDC, Wagle Industrial  
Area, Thane (W) -400604, MS,  
India



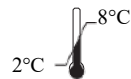
CEpartner4U, Esdoornlaan 13,  
3951DB Maarn, NL  
[www.cepartner4u.eu](http://www.cepartner4u.eu)



*In vitro* diagnostic  
medical device



CE Marking



Storage temperature



Do not use if  
package is damaged

**Disclaimer :**

User must ensure suitability of the product(s) in their application prior to use. Products conform solely to the information contained in this and other related HiMedia™ publications. The information contained in this publication is based on our research and development work and is to the best of our knowledge true and accurate. HiMedia™ Laboratories Pvt Ltd reserves the right to make changes to specifications and information related to the products at any time. Products are not intended for human or animal or therapeutic use but for laboratory, diagnostic, research or further manufacturing use only, unless otherwise specified. Statements contained herein should not be considered as a warranty of any kind, expressed or implied, and no liability is accepted for infringement of any patents.



## PTe 1% Selective Supplement (1 ml per vial)

FD052

(Final concentration after addition of 8.9 ml sterile distilled water = 1%)

Recommended for the selective isolation of *Staphylococci* and *Corynebacteria*.

### Composition

To achieve 1% solution dilute the contents in 8.9 ml sterile distilled water.

Ingredients	Concentration
Potassium tellurite Concentrate	1.100ml

### Directions:

Warm up the refrigerated contents of one vial to room temperature. Add aseptically 8.9 ml sterile distilled water, mix well and add in sterile, molten, cooled (45-50°C) Baird Parker Agar Base [M043B/ MM043](#) / [MU043/ ME043](#)/ Vogel Johnson Agar Base w/o Tellurite [M023/ MM023/MU023](#)/ Vogel Johnson HiVeg™ Agar Base w/o Tellurite [MV023](#)/ Vogel Johnson Agar w/1.5% Agar [M023F](#)/ Vogel Johnson HiCynth™ Agar Base w/o Tellurite (V.J. HiCynth™ Agar) [MCD023](#)/ Mycoplasma Broth Base w/ CV [M268](#)/ Mycoplasma HiVeg™ Broth Base w/CV [MV268](#)/ TPEY Agar Base [M402](#)/ TPEY HiVeg™ Agar Base [MV402](#)/ Tellurite Glycine Agar Base [M448](#)/ Cholera Medium Base [M558](#)/ Cholera HiVeg™ Medium Base [MV558](#)/ Giolitti-Cantoni Broth Base [M584I](#) / Dextrose Proteose Peptone Agar Base [M734](#)/ Dextrose Proteose Peptone HiVeg™ Agar Base [MV734](#)/ Cystine Tellurite Agar Base [M881](#) / Diphtheria Virulence Agar Base [M882](#) / Diphtheria Virulence HiVeg™ Agar Base [MV882](#) / Tryptone Tellurite Agar Base [M1056](#)/ Baird Staphylococcus Enrichment Broth Base [M1091](#)/ Baird Staphylococcus Enrichment Broth Base, Granulated [GM1091](#)/ Tellurite Blood Agar Base [M1260](#)/ Mitis Salivarius Agar Base [M259](#)/ Mitis Salivarius HiVeg™ Agar Base [MV259](#)/ Monsur Medium Base [M474](#)/ HiCrome™ ECO157:H7 Agar, Modified [M1574A](#) / as desired. Mix well and dispense in sterile Petri plates or tubes.

### Type of specimen

Clinical samples- Throat swab, nasal swab, wound swab, pus, etc.; Food samples

### Specimen Collection and Handling

For clinical samples follow appropriate techniques for handling specimens as per established guidelines (1,2).

For food samples follow appropriate techniques for handling specimens as per established guidelines (3).

After use, contaminated materials must be sterilized by autoclaving before discarding.

### Warning & Precautions

In Vitro diagnostic use. For professional use only. Read the label before opening the container. Wear protective gloves/ protective clothing/eye protection/face protection. Follow good microbiological lab practices while handling specimens and culture. Standard precautions as per established guidelines should be followed while handling clinical specimens. Safety guidelines may be referred in individual safety data sheets.

### Storage and Shelf Life

Store at 2 - 8°C. Use before expiry date on the label.

### Disposal

User must ensure safe disposal by autoclaving and/or incineration of used or unusable preparations of this product. Follow established laboratory procedures in disposing of infectious materials and material that comes into contact with clinical sample must be decontaminated and disposed of in accordance with current laboratory techniques (1,2).

### Reference

1. Isenberg (Ed.),2004, Clinical Microbiology Procedures Handbook, Vol.3, American Society for Microbiology, Washington. D.C.
2. Jorgensen, J.H., Pfaller, M.A., Carroll, K.C., Funke, G., Landry, M.L., Richter, S.S and Warnock., D.W. (2015) Manual of Clinical Microbiology,11th Edition. Vol. 1.
3. Salfinger Y., and Tortorello M.L., 2015, Compendium of Methods for the Microbiological Examination of Foods, 5th Ed., American Public Health Association, Washington, D.C.

\* Not For Medicinal Use

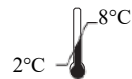
Revision : 04/2022



HiMedia Laboratories Pvt. Limited,  
Plot No.C-40, Road No.21Y, MIDC,  
Wagle Industrial Area, Thane (W)  
-400604, MS, India



**In vitro diagnostic  
medical device**



**Storage temperature**



CEpartner4U, Esdoornlaan 13,  
3951DB Maarn, NL  
www.cepartner4u.eu



**CE Marking**



**Do not use if  
package is damaged**

**Disclaimer :**

User must ensure suitability of the product(s) in their application prior to use. Products conform solely to the information contained in this and other related HiMedia™ publications. The information contained in this publication is based on our research and development work and is to the best of our knowledge true and accurate. HiMedia™ Laboratories Pvt Ltd reserves the right to make changes to specifications and information related to the products at any time. Products are not intended for human or animal or therapeutic use but for laboratory, diagnostic, research or further manufacturing use only, unless otherwise specified. Statements contained herein should not be considered as a warranty of any kind, expressed or implied, and no liability is accepted for infringement of any patents.





## Sabouraud Dextrose Agar, Granulated

GM063

### Intended Use:

Recommended for the cultivation of yeasts, moulds and aciduric microorganisms from clinical and non-clinical samples.

### Composition\*\*

Ingredients	Gms / Litre
Dextrose (Glucose)	40.000
Mycological, peptone	10.000
Agar	15.000
Final pH ( at 25°C)	5.6±0.2

\*\*Formula adjusted, standardized to suit performance parameters

### Directions

Suspend 65.0 grams in 1000 ml purified/distilled water. Heat to boiling to dissolve the medium completely. Sterilize by autoclaving at 15 lbs pressure (121°C) for 15 minutes. Cool to 45-50°C. Mix well and pour into sterile Petri plates.

### Principle And Interpretation

Sabouraud Dextrose Agar is Carlier's modification (1) of the formulation described by is a modification of Sabouraud Dextrose Agar which is described by Sabouraud (2) for the cultivation of fungi (yeasts, moulds), particularly useful for the fungi associated with skin infections. This medium is also employed to determine microbial contamination in food, cosmetics, and clinical specimens (3). Mycological Peptone provides nitrogenous compounds. Dextrose provides an energy source. High dextrose concentration and low pH favors fungal growth and inhibits contaminating bacteria from test samples (4).

### Type of specimen

Food and dairy samples ; Clinical samples: skin scrapings

### Specimen Collection and Handling

For food and dairy samples follow appropriate techniques for handling specimens as per established guidelines (5,6,7). For clinical samples, follow appropriate techniques for sample collection and processing as per guidelines (8,9). After use, contaminated materials must be sterilized by autoclaving before discarding.

### Warning and Precautions:

In Vitro diagnostic use. For professional use only. Read the label before opening the container. Wear protective gloves/ protective clothing/eye protection/face protection. Follow good microbiological lab practices while handling specimens and culture. Standard precautions as per established guidelines should be followed while handling clinical specimens. Safety guidelines may be referred in individual safety data sheets.

### Limitations

1. For heavily contaminated samples, the plate must be supplemented with inhibitory agents for inhibiting bacterial growth with lower pH.
2. Some pathogenic fungi may produce infective spores which are easily dispersed in air, so examination should be carried out in safety cabinet
3. Further biochemical tests should be carried out for confirmation.

### Performance and Evaluation

Performance of the medium is expected when used as per the direction on the label within the expiry period when stored at recommended temperature.

### Quality Control

#### Appearance

Cream to yellow coloured granular media.

#### Gelling

Firm, comparable with 1.5% Agar gel.

#### Colour and Clarity of prepared medium

Light yellow to amber coloured clear to slightly opalescent gel forms in Petri plates.

**Reaction**

Reaction of 6.5% w/v aqueous solution at 25°C (after sterilization). pH : 5.6±0.2

**pH**

5.40-5.80

**Cultural Response**

Cultural response was observed after an incubation at 20-25°C for 24-48 hours.

Organism	Inoculum (CFU)	Growth	Recovery
<i>Candida albicans</i> ATCC 10231 (00054*)	50 -100	Luxuriant (white colonies)	≥70 %
# <i>Aspergillus brasiliensis</i> ATCC 16404 (00053*)	50 -100	luxuriant	≥70 %
<i>Candida albicans</i> ATCC 2091 (00055*)	50 -100	luxuriant	≥70 %
<i>Saccharomyces cerevisiae</i> ATCC 9763 (00058*)	50 -100	luxuriant	≥70 %
<i>Escherichia coli</i> ATCC 8739 (00012*)	50 -100	luxuriant	≥70 %
<i>Escherichia coli</i> ATCC 25922 (00013*)	50 -100	luxuriant	≥70 %
<i>Escherichia coli</i> NCTC 9002	50 -100	luxuriant	≥70 %
<i>Lactobacillus casei</i> ATCC 334	50 -100	luxuriant	≥70 %
<i>Trichophyton rubrum</i> ATCC 28191		luxuriant	

Key : (\*) - Corresponding WDCM numbers. (#) - Formerly known as *Aspergillus niger*

**Storage and Shelf Life**

Store between 10-30°C in a tightly closed container and the prepared medium at 20-30°C. Use before expiry date on the label. On opening, product should be properly stored dry, after tightly capping the bottle in order to prevent lump formation due to the hygroscopic nature of the product. Improper storage of the product may lead to lump formation. Store in dry ventilated area protected from extremes of temperature and sources of ignition Seal the container tightly after use. Product performance is best if used within stated expiry period.

**Disposal**

User must ensure safe disposal by autoclaving and/or incineration of used or unusable preparations of this product. Follow established laboratory procedures in disposing of infectious materials and material that comes into contact with clinical sample must be decontaminated and disposed of in accordance with current laboratory techniques (8,9).

**Reference**

- 1.Carlier G. I. M., 1948, Brit. J. Derm. Syph., 60:61.
- 2.Sabouraud K., 1892, Ann. Dermatol. Syphilol, 3:1061.
- 3.Bacteriological Analytical Manual, 8th Edition, Revision A, 1998. AOAC, Washington D.C.
- 4.Murray PR, Baren EJ, Jorgensen JH, Pfaller MA, Tenover FC, Tenover MC (editors) 2003, Manual of clinical Microbiology, 8th ed., ASM, Washington, D.C.
5. American Public Health Association, Standard Methods for the Examination of Dairy Products, 1978, 14th Ed., Washington D.C.
- 6.Salfinger Y., and Tortorello M.L., 2015, Compendium of Methods for the Microbiological Examination of Foods, 5th Ed., American Public Health Association, Washington, D.C.
7. Wehr H. M. and Frank J. H., 2004, Standard Methods for the Microbiological Examination of Dairy Products, 17th Ed., APHA Inc., Washington, D.C.8.
- 8.Isenberg, H.D. Clinical Microbiology Procedures Handbook 2nd Edition.
- 9.Jorgensen, J.H., Pfaller, M.A., Carroll, K.C., Funke, G., Landry, M.L., Richter, S.S and Warnock., D.W. (2015) Manual of Clinical Microbiology, 11th Edition. Vol. 1.

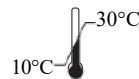
Revision : 04/2022



HiMedia Laboratories Pvt. Limited,  
Plot No.C-40, Road No.21Y,  
MIDC, Wagle Industrial Area,  
Thane (W) -400604, MS, India



*In vitro* diagnostic  
medical device



Storage temperature



CEpartner4U, Esdoornlaan 13,  
3951DB Maarn, NL  
[www.cepartner4u.eu](http://www.cepartner4u.eu)



CE Marking



Do not use if  
package is damaged

#### Disclaimer :

User must ensure suitability of the product(s) in their application prior to use. Products conform solely to the information contained in this and other related HiMedia™ publications. The information contained in this publication is based on our research and development work and is to the best of our knowledge true and accurate. HiMedia™ Laboratories Pvt Ltd reserves the right to make changes to specifications and information related to the products at any time. Products are not intended for human or animal or therapeutic use but for laboratory, diagnostic, research or further manufacturing use only, unless otherwise specified. Statements contained herein should not be considered as a warranty of any kind, expressed or implied, and no liability is accepted for infringement of any patents.

## Lactobacillus MRS Agar, Granulated (MRS Agar, Granulated)

GM641

### Intended use

For isolation and cultivation of Lactobacilli.

### Composition\*\*

Ingredients	Gms / Litre
Proteose peptone	10.000
HM Peptone B #	10.000
Yeast extract	5.000
Dextrose (Glucose)	20.000
Tween 80 (Polysorbate 80)	1.000
Ammonium citrate	2.000
Sodium acetate	5.000
Magnesium sulphate	0.100
Manganese sulphate	0.050
Dipotassium hydrogen phosphate	2.000
Agar	12.000
Final pH ( at 25°C)	6.5±0.2

\*\*Formula adjusted, standardized to suit performance parameters

# Equivalent to Beef extract

### Directions

Suspend 67.15 grams in 1000 ml purified / distilled water. Heat to boiling to dissolve the medium completely. Sterilize by autoclaving at 15 lbs pressure (121°C) for 15 minutes. Cool to 45-50°C. Mix well and pour into sterile Petri plates.

### Principle And Interpretation

Lactobacilli MRS media are based on the formulation of deMan, Rogosa and Sharpe (1) with slight modification. It supports luxuriant growth of all Lactobacilli from oral cavity (2), dairy products (3), foods (2), faeces (4,5) and other sources (6).

Proteose peptone and HM peptone B supply nitrogenous and carbonaceous compounds. Yeast extract provides vitamin B complex and dextrose is the fermentable carbohydrate and energy source. Polysorbate 80 supplies fatty acids required for the metabolism of Lactobacilli. Sodium acetate and ammonium citrate inhibit Streptococci, moulds and many other microorganisms. Magnesium sulphate and manganese sulphate provide essential ions for multiplication of lactobacilli. Phosphates provide good buffering action in the media.

Lactobacilli are microaerophilic and generally require layer plates for aerobic cultivation on solid media. When the medium is set, another layer of un-inoculated MRS Agar is poured over the surface to produce a layer plate. Lactobacilli isolated on MRS Agar should be further confirmed biochemically.

### Type of specimen

Clinical samples - urine, faeces, etc.; Food and dairy samples

### Specimen Collection and Handling:

For clinical samples follow appropriate techniques for handling specimens as per established guidelines (4,5).

For food and dairy samples, follow appropriate techniques for sample collection and processing as per guidelines (2,7,8).

After use, contaminated materials must be sterilized by autoclaving before discarding.

### Warning and Precautions :

In Vitro diagnostic Use. For professional use only. Read the label before opening the container. Wear protective gloves/ protective clothing/eye protection/ face protection. Follow good microbiological lab practices while handling specimens and culture. Standard precautions as per established guidelines should be followed while handling clinical specimens. Safety guidelines may be referred in individual safety data sheets.

## Limitations :

1. Individual organisms differ in their growth requirement and may show variable growth patterns on the medium.
2. Further Biochemical and serological testing is required for complete identification.

## Performance and Evaluation

Performance of the medium is expected when used as per the direction on the label within the expiry period when stored at recommended temperature.

## Quality Control

### Appearance

Cream to light yellow granulated free flowing powder

### Gelling

Firm, comparable with 1.2% Agar gel.

### Colour and Clarity of prepared medium

Medium to dark amber coloured, clear to slightly opalescent gel forms in Petri plates

### Reaction

Reaction of 6.71% w/v aqueous solution at 25°C. pH : 6.5±0.2

### pH

6.30-6.70

### Cultural Response

Cultural characteristics observed after an incubation at 35-37°C for 18-24 hours or longer.(with 5% CO<sub>2</sub>)

Organism	Inoculum (CFU)	Growth	Recovery
<i>Lactobacillus casei</i> ATCC 9595	50-100	luxuriant	≥50%
<i>Lactobacillus fermentum</i> ATCC 9338	50-100	luxuriant	≥50%
<i>Lactobacillus leichmannii</i> ATCC 7830	50-100	luxuriant	≥50%
<i>Lactobacillus plantarum</i> ATCC 8014	50-100	luxuriant	≥50%
<i>Lactobacillus saki</i> ATCC 15521(00015*)	50-100	luxuriant	≥70%
<i>Lactobacillus lactis</i> ATCC 19435(00016*)	50-100	luxuriant	≥70%
<i>Pediococcus pentosaceus</i> ATCC 33316(00158*)	50-100	luxuriant	≥70%

Key: (\*) Corresponding WDCM numbers.

## Storage and Shelf Life

Store dehydrated powder and the prepared medium at 2-8°C. Use before expiry date on the label. On opening, product should be properly stored dry, after tightly capping the bottle in order to prevent lump formation due to the hygroscopic nature of the product. Improper storage of the product may lead to lump formation. Store in dry ventilated area protected from extremes of temperature and sources of ignition. Seal the container tightly after use. Product performance is best if used within stated expiry period.

## Disposal

User must ensure safe disposal by autoclaving and/or incineration of used or unusable preparations of this product. Follow established laboratory procedures in disposing of infectious materials and material that comes into contact with clinical sample must be decontaminated and disposed of in accordance with current laboratory techniques (4,5).

## References

1. deMan J., Rogosa M. and Sharpe M., 1960, J. Appl. Bacteriol., 23:130.
2. American Public Health Association, Standard Methods for the Examination of Dairy Products, 1978, 14th Ed., Washington D.C.
3. Marshall R.T. (Ed.), 1992, Standard Methods for the Examination of Dairy Products, 16th ed., APHA, Washington, D.C.
4. Isenberg, H.D. Clinical Microbiology Procedures Handbook 2nd Edition.
5. Jorgensen, J.H., Pfaller, M.A., Carroll, K.C., Funke, G., Landry, M.L., Richter, S.S and Warnock., D.W. (2015) Manual of Clinical Microbiology, 11th Edition. Vol. 1.
6. MacFaddin J., 1985, Media for Isolation-Cultivation-Identification-Maintenance of Medical Bacteria, Vol.1, Williams and Wilkins, Baltimore.
7. Salfinger Y., and Tortorello M.L., 2015, Compendium of Methods for the Microbiological Examination of Foods, 5th Ed., American Public Health Association, Washington, D.C.
8. Wehr H. M. and Frank J. H., 2004, Standard Methods for the Microbiological Examination of Dairy Products, 17th Ed., APHA Inc., Washington, D.C.

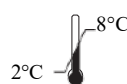
Revision : 05/2022



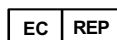
HiMedia Laboratories Pvt. Limited,  
Plot No.C-40, Road No.21Y,  
MIDC, Wagle Industrial Area,  
Thane (W) -400604, MS, India



**In vitro diagnostic  
medical device**



**Storage temperature**



CEpartner4U, Esdoornlaan 13,  
3951DB Maarn, NL  
www.cepartner4u.eu



**CE Marking**



**Do not use if  
package is damaged**

### Disclaimer :

User must ensure suitability of the product(s) in their application prior to use. Products conform solely to the information contained in this and other related HiMedia™ publications. The information contained in this publication is based on our research and development work and is to the best of our knowledge true and accurate. HiMedia™ Laboratories Pvt Ltd reserves the right to make changes to specifications and information related to the products at any time. Products are not intended for human or animal or therapeutic use but for laboratory, diagnostic, research or further manufacturing use only, unless otherwise specified. Statements contained herein should not be considered as a warranty of any kind, expressed or implied, and no liability is accepted for infringement of any patents.



## Agar powder, Bacteriological Grade

GRM026

### Intended use

Agar powder, Bacteriological Grade is manufactured from species of red seaweeds by observing good manufacturing practice. It is a Bacteriological grade powder with high mineral/metal content and is advantageous to use in certain media. It is recommended for use in bacteriological culture media and plant tissue culture media, where clarity and compatibility are not of prime importance.

### Warning and Precautions

Read the label before opening the container. Wear protective gloves/protective clothing/eye protection/face protection. Follow good microbiological lab practices while handling specimens and culture. Safety guidelines may be referred in individual safety data sheets.

### Limitations

1. It is biological origin product since variation in colour of powder and clarity may observed.
2. Each lot of the product has been tested for the organisms specified on the COA. It is recommended to users to validate the medium for any specific microorganism other than mentioned in the COA based on the user's requirement.
3. Individual organisms differ in their growth requirement and may show variable growth patterns on the medium prepared by the product.

### Performance and Evaluation

Performance of the medium is expected when used as per the direction on the label within the expiry period when stored at recommended temperature

### Quality Control

- **Appearance** : Cream coloured powder homogeneous free flowing powder
- **Solubility** : Freely soluble in hot water at temperatures above 85°C. Insoluble in cold water.
- **Clarity** : A firm solid, clear to slightly opalescent gel is formed at a concentration of 1.5% at 38-40°C.
- **Dye Diffusion** : Agar dye diffusion :- 18-20mm
- **pH** : pH of 1.5% w/v aqueous solution at 25 °C 6.5 - 7.5
- **Identification test** : As per method specified in USP 2022
  - A: Infrared absorption
  - B: Iodine TS colours some of the fragments of the Agar bluish black, with some areas reddish to violet.
  - C: Agar forms a clear liquid that congeals at 30-39 ° C to form a firm resilient gel, which does not liquefy below 80°C.
- **Microbial Load** :
  - Bacterial Count : <= 1000 CFU/gram by plate method, when incubated at 30-35°C for not less than 3 days
  - Yeast & mould Count : <= 100 CFU/gram by plate method, when incubated at 20-25°C for not less than 5 days.
- **Test for pathogens** : 1. *Escherichia coli*- Absent/gram of sample 2. *Salmonella* species- Absent/10 gram of sample 3. *Pseudomonas aeruginosa*- Absent/gram of sample 4. *Staphylococcus aureus*- Absent/gram of sample 5. *Candida albicans*- Absent/gram of sample 6. *Clostridia*- Absent/gram of sample

- **Test for Water absorption :** As per method specified in USP 2022  
NMT 75 ml of water is absorbed by 5.0 g of agar
- **Limit of Gelatin :** As per method specified in USP 2022 No yellow precipitate is formed.
- **Limit of Foreign Starch :** As per method specified in USP 2022  
The sample solution does not, upon cooling ,produce a blue colour upon the addition of iodine TS.
- **Growth Promotion Test :** As per method specified in USP 2022
- **Cultural response :** Cultural response observed after an incubation at 35-37°C for 18-24 hours by preparing Nutrient Agar (M001) using Agar Powder, Bacteriological as an ingredient.

#### Cultural Response

Organism	Growth
<i>Escherichia coli</i> ATCC 25922 (WDCM00013)	Luxuriant
<i>Pseudomonas aeruginosa</i> ATCC 27853 (WDCM 00025)	Luxuriant
<i>Staphylococcus aureus</i> subsp. <i>aureus</i> ATCC 25923(WDCM 00034)	Luxuriant
<i>Salmonella enterica</i> subsp. <i>enterica</i> Typhi ATCC 6539	Luxuriant
<i>Streptococcus pyogenes</i> ATCC 19615	Luxuriant
<i>Salmonella enterica</i> subsp. <i>enterica</i> Enteritidis ATCC 13076 (WDCM 00030)	Luxuriant
<i>Salmonella enterica</i> subsp. <i>enterica</i> Typhimurium ATCC 14028 (WDCM 00031)	Luxuriant
<i>Yersinia enterocolitica</i> subsp. <i>enterocolitica</i> ATCC 9610 (WDCM 00038)	Luxuriant
<i>Yersinia enterocolitica</i> subsp. <i>enterocolitica</i> ATCC 23715 (WDCM 00160)	Luxuriant

#### Chemical Analysis :

Gelling temperature : 38-40°C

Melting Range : ≥85°C

Water (KF) : ≤20%

Calcium (Ca) : ≤ 0.1%

Arsenic (As) : ≤3 ppm

Lead(Pb) : ≤ 10 ppm

Acid- Insoluble Ash (On dry-Weight basis) : ≤0.5%

Total Ash (On dry-weight basis) : ≤6.5%

Foreign organic matter : ≤1.0%

Limit of Foreign insoluble matter : ≤15 mg in 7.5 gm of Agar

Gelling Strength : ≥ 800g/cm<sup>2</sup>



## Storage and Shelf Life

Store below 30°C in tightly closed container and away from bright light. Use before expiry date on label. On opening, product should be properly stored in dry ventilated area protected from extremes of temperature and sources of ignition. Seal the container tightly after use.

## Disposal

User must ensure safe disposal by autoclaving and/or incineration of used or unusable preparations of this product. Follow established laboratory procedures in disposing of infectious materials and material that comes into contact with clinical sample must be decontaminated and disposed of in accordance with current laboratory techniques.

Below  
30°C

Storage temperature



Do not use if package is damaged



HiMedia Laboratories Pvt Limited  
C-40,21/Y, MIDC, Wagle Ind Area  
Thane(W)-400604,Maharashtra,India

Revision : 03/2022

### Disclaimer :

User must ensure suitability of the product(s) in their application prior to use. Products conform solely to the information contained in this and other related HiMedia™ publications. The information contained in this publication is based on our research and development work and is to the best of our knowledge true and accurate. HiMedia™ Laboratories Pvt Ltd reserves the right to make changes to specifications and information related to the products at any time. Products are not intended for human or animal or therapeutic use but for laboratory, diagnostic, research or further manufacturing use only, unless otherwise specified. Statements contained herein should not be considered as a warranty of any kind, expressed or implied, and no liability is accepted for infringement of any patents.

---

## Glycerol, Hi-LR™

**GRM081**

---

### Product Identifier

CAS No.	:	56-81-5
EC No.	:	200-289-5
Molecular Formula	:	C <sub>3</sub> H <sub>8</sub> O <sub>3</sub>
Molecular Weight	:	92.09
HS Code	:	2905 45 00
Storage	:	Below 30°C
Shelf life	:	4 years

---

### Technical Specification

Appearance	:	Colourless to faint yellow syrupy, very hygroscopic clear viscous liquid
Solubility	:	1 mL miscible in 1 mL of water
FTIR	:	Matches with the standard pattern
Refractive index (n 20/D)	:	1.4700 - 1.4750
Density (at 25°C)	:	1.245 - 1.255 g/mL
Sulphated ash	:	<= 0.01%
Sugars (Glucose)	:	<= 0.004%
Assay (NaOH Titration/GC)	:	98.00 - 102.00%

---

### Safety Information

UN No.	:	Not dangerous goods
Class	:	-
Packing Group	:	-
RTECS	:	MA8050000
WGK	:	1



# Technical Data

## Fluid Thioglycollate medium (Thioglycollate medium Fluid)

M009

### Intended use

Recommended for sterility testing of biologicals and for cultivation of aerobes, anaerobes and microaerophiles.

### Composition\*\*

Ingredients	Gms / Litre
Tryptone	15.000
Yeast extract	5.000
Dextrose (Glucose)	5.500
Sodium chloride	2.500
L-Cystine	0.500
Sodium thioglycollate	0.500
Resazurin sodium	0.001
Agar	0.750
Final pH ( at 25°C)	7.1±0.2

\*\*Formula adjusted, standardized to suit performance parameters

### Directions

Suspend 29.75 grams in 1000 ml purified/distilled water. Heat to boiling to dissolve the medium completely. Sterilize by autoclaving at 15 lbs pressure (121°C) for 15 minutes. Cool to 25°C and store in a cool dark place preferably below 25°C. Note : If more than the upper one-third of the medium has acquired a pink-purple colour, the medium may be restored once by heating in a water bath or in free flowing steam until the pink-purple colour disappears.

### Principle And Interpretation

Brewer (1) formulated Fluid Thioglycollate Medium for rapid cultivation of aerobes as well as anaerobes including microaerophiles by adding a reducing agent and small amount of agar. The BP (2), EP (3), USP (4), and AOAC (5) have recommended the media for sterility testing of antibiotics, biologicals and foods and for determining the phenol coefficient and sporicidal effect of disinfectants. However, it is intended for the examination of clear liquid or water-soluble materials. Fluid Thioglycollate Medium is also routinely used to check the sterility of stored blood in blood banks (6). Dextrose, tryptone, yeast extract, L-cystine provide the growth factors necessary for bacterial multiplication. L-cystine and sodium thioglycollate allows Clostridium to grow in this medium even under aerobic conditions (7). Also the small amount of agar used in the medium favors the growth of aerobes as well as anaerobes in the medium, even if sodium thioglycollate is deleted from the medium(1). Sodium thioglycollate act as a reducing agent and neutralizes the toxic effects of mercurial preservatives and peroxides formed in the medium, thereby promoting anaerobiosis, and making the medium suitable to test materials containing heavy metals. (8,9). Any increase in the oxygen content is indicated by a colour change of redox indicator, resazurin to red (6,10,11). The small amount of agar helps in maintaining low redox potential for stabilizing the medium (9).

### Type of specimen

Pharmaceutical samples for sterility testing, clinical samples- pus, wounds

### Specimen Collection and Handling:

For clinical samples follow appropriate techniques for handling specimens as per established guidelines (12,13).

For pharmaceutical samples, follow appropriate techniques for sample collection, processing as per guidelines (2,3,4) After use, contaminated materials must be sterilized by autoclaving before discarding.

### Warning and Precautions

In Vitro diagnostic Use. For professional use only. Read the label before opening the container. Wear protective gloves/protective clothing/eye protection/ face protection. Follow good microbiological lab practices while handling specimens and culture. Standard precautions as per established guidelines should be followed while handling clinical specimens. Safety guidelines may be referred in individual safety data sheets.

## Limitations :

1. It is intended for the examination of clear liquid or water-soluble materials.

## Performance and Evaluation

Performance of the medium is expected when used as per the direction on the label within the expiry period when stored at recommended temperature.

## Quality Control

### Appearance

Cream to yellow homogeneous free flowing powder

### Colour and Clarity of prepared medium

Light straw coloured, clear to slightly opalescent solution with upper 10% or less medium pink-purple on standing.

### Reaction

Reaction of 2.97% w/v aqueous solution at 25°C. pH : 7.1±0.2

### pH

6.90-7.30

### Cultural Response

Cultural characteristics observed after an incubation at 30-35°C for not more than 3 days.

Organism	Inoculum (CFU)	Growth
<i>Clostridium sporogenes</i> ATCC 19404 (00008*)	50 -100	luxuriant
<i>Clostridium sporogenes</i> ATCC 11437	50 -100	luxuriant
<i>Clostridium perfringens</i> ATCC 13124 (00007*)	50 -100	luxuriant
<i>Bacteroides fragilis</i> ATCC 23745	50 -100	luxuriant
<i>Bacteroides vulgatus</i> ATCC 8482	50 -100	luxuriant
<i>Staphylococcus aureus</i> subsp. <i>aureus</i> ATCC 25923 (00034*)	50 -100	luxuriant
<i>Staphylococcus aureus</i> subsp. <i>aureus</i> ATCC 6538 (00032*)	50 -100	luxuriant
<i>Pseudomonas aeruginosa</i> ATCC 27853 (00025*)	50 -100	luxuriant
<i>Pseudomonas aeruginosa</i> ATCC 9027 (00026*)	50 -100	luxuriant
<i>Micrococcus luteus</i> ATCC 9341	50 -100	luxuriant
<i>Streptococcus pneumoniae</i> ATCC 6305	50 -100	luxuriant
<i>Escherichia coli</i> ATCC 25922 (00013*)	50 -100	luxuriant
<i>Escherichia coli</i> ATCC 8739 (00012*)	50 -100	luxuriant
<i>Escherichia coli</i> NCTC 9002	50 -100	luxuriant
<i>Salmonella</i> Typhimurium ATCC 14028 (00031*)	50 -100	luxuriant
<i>Salmonella</i> Abony NCTC 6017 (00029*)	50 -100	luxuriant

*Bacillus subtilis* subsp. 50 -100 luxuriant  
*spizizenii* ATCC 6633 (00003\*)

Key : (\*) Corresponding WDCM numbers.

## Storage and Shelf Life

Store between 10-30°C in a tightly closed container and the prepared medium at 15-30°C. Use before expiry date on the label. On opening, product should be properly stored dry, after tightly capping the bottle in order to prevent lump formation due to the hygroscopic nature of the product. Improper storage of the product may lead to lump formation. Store in dry ventilated area protected from extremes of temperature and sources of ignition. Seal the container tightly after use. Product performance is best if used within stated expiry period.

## Disposal

User must ensure safe disposal by autoclaving and/or incineration of used or unusable preparations of this product. Follow established laboratory procedures in disposing of infectious materials and material that comes into contact with sample must be decontaminated and disposed of in accordance with current laboratory techniques (12,13).

## Reference

1. Brewer, 1940, J. Am. Med. Assoc., 115:598.
2. The British Pharmacopoeia, 2022, Medicines and Healthcare products Regulatory Agency.
3. European Pharmacopoeia, 2022, 10 th volume, European Directorate for the quality of medicines & Healthcare.
4. The United States Pharmacopoeia-National Formulary (USP-NF), 2022
5. Williams H., (Ed.), 2005, Official Methods of Analysis of the Association of Official Analytical Chemists, 19th Ed., AOAC, Washington, D.C
6. Nungester, Hood and Warren, 1943, Proc. Soc. Exp. Biol. Med., 52:287.
7. Portwood, 1944, J. Bact., 48:255.
8. Federal Register, 1992, Fed. Regist., 21:640.
9. Quastel and Stephenson, 1926, J.Biochem., 20
10. Marshall, Gunnison and Luxen, 1940, Proc. Soc. Exp. Biol. Med., 43:672.
11. MacFaddin J.F., 1985, Media for Isolation-Cultivation-Identification-Maintenance of Medical Bacteria, Vol. 1, Williams and Wilkins, Baltimore.
12. Isenberg, H.D. Clinical Microbiology Procedures Handbook 2nd Edition.
13. Jorgensen, J.H., Pfaller, M.A., Carroll, K.C., Funke, G., Landry, M.L., Richter, S.S and Warnock., D.W. (2015) Manual of Clinical Microbiology, 11th Edition. Vol. 1.

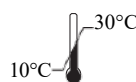
Revision : 06/2022



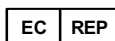
HiMedia Laboratories Pvt. Limited,  
 Plot No.C-40, Road No.21Y,  
 MIDC, Wagle Industrial Area,  
 Thane (W) -400604, MS, India



**In vitro diagnostic  
 medical device**



**Storage temperature**



CEpartner4U, Esdoornlaan 13,  
 3951DB Maarn, NL  
[www.cepartner4u.eu](http://www.cepartner4u.eu)



**CE Marking**



**Do not use if  
 package is damaged**

### Disclaimer :

User must ensure suitability of the product(s) in their application prior to use. Products conform solely to the information contained in this and other related HiMedia™ publications. The information contained in this publication is based on our research and development work and is to the best of our knowledge true and accurate. HiMedia™ Laboratories Pvt Ltd reserves the right to make changes to specifications and information related to the products at any time. Products are not intended for human or animal or therapeutic use but for laboratory, diagnostic, research or further manufacturing use only, unless otherwise specified. Statements contained herein should not be considered as a warranty of any kind, expressed or implied, and no liability is accepted for infringement of any patents.



## Bismuth Sulphite Agar (BS)

M027

### Intended Use:

Recommended for selective isolation and enumeration of *Salmonella* species from food samples. The composition and performance criteria of this medium are as per specifications laid down in ISO 6579-1:2017.

### Composition\*\*

#### ISO 6579-1 Specification -Bismuth Sulphite Agar

Ingredients	Gms / Litre
Enzymatic digest of animal tissues Meat extract	10.000
Dextrose	5.000
Disodium hydrogen phosphate, anhydrous	4.000
Ferrous sulphate, anhydrous	0.300
Bismuth sulphite indicator	8.000
Brilliant green	0.025
Agar	20.000
Final pH ( at 25°C)	7.7±0.2

#### Bismuth Sulphite Agar

(BS) Ingredients	Gms / Litre
Peptone #	10.000
HM extract ##	5.000
Dextrose (Glucose)	5.000
Disodium hydrogen phosphate, anhydrous	4.000
Ferrous sulphate, anhydrous	0.300
Bismuth sulphite indicator	8.000
Brilliant green	0.025
Agar	20.000
Final pH ( at 25°C)	7.7±0.2

\*\*Formula adjusted, standardized to suit performance parameters

# - Equivalent to Enzymatic digest of animal tissues    ##-Equivalent to Meat extract

### Directions

Suspend 52.33 grams in 1000 ml purified/distilled water. Heat to boiling to dissolve the medium completely. **DO NOT STERILIZE IN AUTOCLAVE** or by fractional sterilization since overheating may destroy the selectivity of the medium. The sensitivity of the medium depends largely upon uniform dispersion of precipitated bismuth sulphite in the final gel, which should be dispersed before pouring into sterile Petri plates.

### Principle And Interpretation

The Salmonellae constitute the most taxonomically complex group of bacteria among *Enterobacteriaceae* (1). Human *Salmonella* infections are most commonly caused by ingestion of food, water or milk contaminated by human or animal excreta. Humans are the only reservoirs of *S.Typhi* (2). Of the various media employed for the isolation and preliminary identification of *Salmonellae*, particularly *Salmonella Typhi*; Bismuth Sulphite Agar is the most productive. Bismuth Sulphite Agar is a modification of original Wilson and Blair Medium (3-5). It is also recommended by various Associations (2,6-8) for the isolation and preliminary identification of *Salmonella Typhi* and other *Salmonellae* from pathological materials, sewage, water, food and other products. Bismuth Sulphite Agar (M027I) is recommended for selective isolation and enumeration of *Salmonella* species in accordance with ISO Committee (8). *S.Typhi*, *S.Enteritidis* and *S.Typhimurium* typically grow as black colonies with or without a surrounding metallic sheen resulting from hydrogen sulphide production and reduction of sulphite to black ferric sulphide. *Salmonella Paratyphi A* grows as light green colonies. Bismuth Sulphite Agar may be inhibitory to some strains of *Salmonella* species and therefore should not be used as the sole selective medium for these organisms. Also this medium favors use of larger inoculum as compared to other selective media, as it has unique inhibitory action towards gram-positive organisms and coliforms.

Peptone and HM extract serve as sources as carbon, nitrogen, long chain amino acids, vitamins and essential growth factors. Dextrose is the carbon source. Disodium phosphate maintains the osmotic equilibrium. Bismuth sulphite indicator along with brilliant green inhibits the intestinal gram-positive and gram-negative bacteria. Ferrous sulphate aids in detection of hydrogen sulphide production. In case of food samples, pre-enrichment of the sample is done prior to inoculation.

### Type of specimen

Clinical samples- faeces, Food and meat samples. milk and milk products, animal feed, animal faeces, environmental samples.

### Specimen Collection and Handling

#### Processing : (8)

**Pre-enrichment :** Samples (25 grams in 225 ml) are pre-enriched in Buffered Peptone Water (M1494I) and incubated at 34°C to 38°C for 18 h ± 2 hours.

**Selective enrichment:** 0.1 ml of pre- enriched sample is inoculated in 10 ml RVS Broth (M1448I) or MSRV Agar (M1428) and incubated at  $41.5 \pm 1^\circ\text{C}$  for  $24 \pm 3$  hours and 1 ml of culture is inoculated in MKTT broth (M1496I) and incubated at  $37 \pm 1^\circ\text{C}$  for  $24 \pm 3$  hours. In-case of *Salmonella* Typhi and *Salmonella* Paratyphi A selective enrichment is carried out in Selenite Cystine broth and then incubated at  $37 \pm 1^\circ\text{C}$  for  $24 \text{ h} \pm 3 \text{ h}$  and  $48 \text{ h} \pm 3 \text{ h}$ .

**Isolation :** The culture thus obtained is then plated on Bismuth Sulphite Agar (BS) (M027) and incubated at  $37 \pm 1^\circ\text{C}$  for  $24 \pm 3$  hours. An additional incubation of  $24 \pm 3$  hours is recommended. Simultaneously plating on isolation agar XLD Agar, Modified (M031I) is carried out.

**Confirmation :** Biochemical and serological tests are performed for confirmation.

For clinical samples follow appropriate techniques for handling specimens as per established guidelines (7,10).

## Warning and Precautions

In Vitro diagnostic use. For professional use only. Read the label before opening the container. Wear protective gloves/protective clothing/eye protection/face protection. Follow good microbiological lab practices while handling specimens and culture. Standard precautions as per established guidelines should be followed while handling specimens. Safety guidelines may be referred in individual safety data sheets.

## Limitations

1. **DO NOT AUTOCLAVE OR OVERHEAT THE MEDIUM**, as it destroys the selectivity of the medium.
2. *S.Typhi* and *S.Arizonae* exhibit typical brown colonies , with or without metallic sheen.
3. This medium is highly selective and must be used in parallel with less selective media for isolation.
4. With certain *Salmonella* species, typical black colonies with metallic sheen is observed near heavy inoculation and isolated colonies may show green colonies.
5. Individual organisms differ in their growth requirement and may show variable growth patterns on the medium.

## Performance and Evaluation

Performance of the medium is expected when used as per the direction on the label within the expiry period when stored at recommended temperature.

## Quality Control

### Appearance

Light yellow to greenish yellow homogeneous free flowing powder.

### Gelling

Firm, comparable with 2.0% agar gel.

### Colour and Clarity of prepared medium

Greenish yellow coloured, opalescent with flocculent precipitate forms in Petri plates.

### Reaction

Reaction of 5.23% w/v aqueous solution at  $25^\circ\text{C}$ . pH :  $7.7 \pm 0.2$ .

### pH

7.50-7.90

### Cultural Response

Cultural response was observed after an incubation at  $37 \pm 1^\circ\text{C}$  for  $24 \pm 3$  hours. The plates are further incubated for an additional  $24 \pm 3$  hours. Recovery rate is considered as 100% for bacteria growth on Soyabean Casein Digest Agar.

Organism	Inoculum (CFU)	Growth	Recovery	Colour of Colony
<b>Productivity</b>				
<i>Salmonella</i> Typhimurium ATCC 14028 (00031*)	50 -100	good	$\geq 50\%$	Brown, grey or black colonies usually with a metallic sheen after 24 hours becoming uniformly black after 48 hours.
<i>Salmonella</i> Enteritidis ATCC 13076 (00030*)	50 -100	good	$\geq 50\%$	Brown, grey or black colonies usually with a metallic sheen after 24 hours becoming uniformly black after 48 hours.
<b>Selectivity &amp; Specificity</b>				
<i>Escherichia coli</i> ATCC 8739 (00012*)	$\geq 10^4$	growth or partial inhibition		Dull green or brown colonies without metallic sheen
<i>Escherichia coli</i> ATCC 25922 (00013*)	$\geq 10^4$	growth or partial inhibition		Dull green or brown colonies without metallic sheen

**Selectivity**

<i>Enterococcus faecalis</i> ATCC 29212 (00087*)	$\geq 10^4$	inhibited	0 %	-
<i>Enterococcus faecalis</i> ATCC 19433 (00009*)	$\geq 10^4$	inhibited	0 %	-

**Additional testing**

<i>Salmonella</i> Typhi ATCC 6539	50 -100	good	$\geq 50$ %	Brown, grey or black colonies usually with a metallic sheen after 24 hours becoming uniformly black after 48 hours.
<i>Salmonella</i> Paratyphi A ATCC 9150	50 -100	good	$\geq 50$ %	Brown, grey or black colonies usually with a metallic sheen after 24 hours becoming uniformly black after 48 hours.

Key : \*Corresponding WDCM numbers.

**Storage and Shelf Life**

Store between 10-30°C in a tightly closed container and the prepared medium at 20-30°C. Use before expiry date on the label. On opening, product should be properly stored dry, after tightly capping the bottle in order to prevent lump formation due to the hygroscopic nature of the product. Improper storage of the product may lead to lump formation. Store in dry ventilated area protected from extremes of temperature and sources of ignition Seal the container tightly after use. Product performance is best if used within stated expiry period.

**Disposal**

User must ensure safe disposal by autoclaving and/or incineration of used or unusable preparations of this product. Follow established laboratory procedures in disposing of infectious materials and material that comes into contact with sample must be decontaminated and disposed of in accordance with current laboratory techniques (7, 9).

**Reference**

- Tindall B. J., Crimont P. A. D., Gorrity G. M., EUZESY B. P., 2005, Int. J. Sys. Evol. Microbiol., 55:521.
- Lipps WC, Braun-Howland EB, Baxter TE, eds. Standard methods for the Examination of Water and Wastewater, 24th ed. Washington DC:APHA Press; 2023.
- Wilson and Blair, 1926, J. Pathol. Bacteriol., 29:310.
- Wilson and Blair, 1927, J. Hyg., 26:374.
- Wilson and Blair, 1931, J. Hyg., 31:138.
- FDA Bacteriological Analytical Manual, 2005, 18th Ed., AOAC, Washington, D.C.
- Jorgensen, J.H., Pfaller, M.A., Carroll, K.C., Funke, G., Landry, M.L., Richter, S.S and Warnock., D.W. (2015) Manual of Clinical Microbiology, 11th Edition. Vol. 1.
- Microbiology of the food chain- Horizontal method for the detection, enumeration and serotyping of Salmonella- Part I Detection of Salmonella . International Organization for Standardization (ISO), ISO/ DIS 6579-1:2017.
- Isenberg, H.D. Clinical Microbiology Procedures Handbook. 2nd Edition.

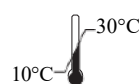
Revision : 01/2022



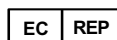
HiMedia Laboratories Pvt. Limited,  
Plot No.C-40, Road No.21Y,  
MIDC, Wagle Industrial Area,  
Thane (W) -400604, MS, India



*In vitro* diagnostic  
medical device



Storage temperature



CEpartner4U, Esdoornlaan 13,  
3951DB Maarn, NL  
www.cepartner4u.eu



CE Marking



Do not use if  
package is damaged

**Disclaimer :**

User must ensure suitability of the product(s) in their application prior to use. Products conform solely to the information contained in this and other related HiMedia™ publications. The information contained in this publication is based on our research and development work and is to the best of our knowledge true and accurate. HiMedia™ Laboratories Pvt Ltd reserves the right to make changes to specifications and information related to the products at any time. Products are not intended for human or animal or therapeutic use but for laboratory, diagnostic, research or further manufacturing use only, unless otherwise specified. Statements contained herein should not be considered as a warranty of any kind, expressed or implied, and no liability is accepted for infringement of any patents.





## Sabouraud Dextrose Broth, Modified

M033F

Sabouraud Dextrose Broth, Modified is used for isolation of yeasts and molds from cosmetics in accordance with FDA BAM, 1998.

### Composition\*\*

Ingredients	Gms / Litre
Polypeptone	10.000
Dextrose	40.000
Final pH ( at 25°C)	5.6±0.2

\*\*Formula adjusted, standardized to suit performance parameters

### Directions

Suspend 50 grams in 1000 ml distilled water. Heat if necessary to dissolve the medium completely. Sterilize by autoclaving at 15 lbs pressure (121°C) for 15 minutes. Mix well and dispense as desired.

### Principle And Interpretation

Microorganisms have the ability to grow and reproduce in cosmetics. Through this, they can bring spoilage and chemical changes to the product which in turn can cause even injury to the end user. Most important methods for isolation of microorganisms from cosmetic products include direct colony counts and enrichment culturing. Water insoluble products need to be rendered miscible before the isolation procedures. Dissolved products are further diluted and plated on appropriate broth/ agar. The isolated microorganisms are identified by routine microbiological methods or by commercial identification kits.

Sabouraud Dextrose Broth, Modified is prepared in accordance FDA BAM (1) for the cultivation of yeasts and molds from cosmetics. Sabouraud dextrose media are peptone media supplemented with dextrose to support the growth of fungi. Peptone special provides nitrogen, vitamins, minerals, amino acids and growth factors. Dextrose provides an energy source for the growth of microorganisms. The low pH favors fungal growth and inhibits contaminating bacteria from clinical specimens (2). The acid reaction of the final medium is inhibitory to a large number of bacteria making it particularly useful for cultivating fungi and aciduric microorganisms.

10-1dilution of respected sample is prepared in Latheen Broth, Modified (M976), as per the BAM protocol. For enrichments, dilute prepared sample decimally in Sabouraud Dextrose Broth, Modified and incubate at 30±2°C for 48 h. If growth occurs, streak on Sabouraud's dextrose agar (M063), Malt Agar, w/ 2% Agar (M253F) or Potato Dextrose Agar w/2% Agar (M096F) and proceed for identification and confirmation.

### Quality Control

#### Appearance

Cream to yellow homogeneous free flowing powder

#### Colour and Clarity of prepared medium

Light amber coloured clear solution in tubes

#### Reaction

pH of 5.0% w/v aqueous solution at 25°C. pH : 5.6±0.2

#### pH

5.40-5.80

#### Cultural Response

Cultural characteristics was observed after an incubation at 20-25°C for 3-5 days.

#### Cultural Response

Organism	Inoculum (CFU)	Growth
----------	-------------------	--------

#### Cultural Response

---

<i>Candida albicans</i> ATCC 10231	50 -100	luxuriant
* <i>Aspergillus brasiliensis</i> ATCC 16404	50 -100	luxuriant
<i>Saccharomyces cerevisiae</i> ATCC 9763	50 -100	luxuriant
<i>Saccharomyces cerevisiae</i> ATCC 2601	50 -100	good-luxuriant
<i>Candida albicans</i> ATCC 2091	50 -100	luxuriant
<i>Escherichia coli</i> ATCC 25922	50 -100	good-luxuriant

### Storage and Shelf Life

Store below 30°C in tightly closed container and prepared medium at 2 - 8°C. Use before expiry date on the label.

### Reference

- 1.FDA, U.S. 1998. Bacteriological Analytical Manual. 8 ed. Gaithersburg, Md. : AOAC International.
- 2.Murray, P. R., Baron, J. H., Pfaller, M. A., Jorgensen, J. H. and Tenover, R. C. 2003. Manual of Clinical Microbiology, 8 ed. Washington, D.C.: American Society for Microbiology.

Revision : 0 / 2013



#### Disclaimer :

User must ensure suitability of the product(s) in their application prior to use. Products conform solely to the information contained in this and other related HiMedia™ publications. The information contained in this publication is based on our research and development work and is to the best of our knowledge true and accurate. HiMedia™ Laboratories Pvt Ltd reserves the right to make changes to specifications and information related to the products at any time. Products are not intended for human or animal or therapeutic use but for laboratory, diagnostic, research or further manufacturing use only, unless otherwise specified. Statements contained herein should not be considered as a warranty of any kind, expressed or implied, and no liability is accepted for infringement of any patents.



## Nutrient Agar 1.5%

M087I

Nutrient Agar 1.5% is a general purpose nutrient medium which can be used for cultivation of fastidious microorganisms after appropriate enrichment.

### Composition\*\*

Ingredients	Gms / Litre
Beef extract	3.000
Peptic digest of animal tissue	5.000
Sodium chloride	5.000
Agar	15.000
Final pH ( at 25°C)	7.0±0.2

\*\*Formula adjusted, standardized to suit performance parameters

### Directions

Suspend 28.0 grams in 1000 ml distilled water. Heat to boiling to dissolve the medium completely. Sterilize by autoclaving at 15 lbs pressure (121°C) for 15 minutes. If desired, it can be appropriately enriched with sterile blood, ascitic fluid or serum after cooling to 45-50°C.

### Principle And Interpretation

Nutrient Agar is recommended for cultivation and maintenance of nonfastidious microorganisms. Recently ISO Committee (2) has recommended it with a slight modification (M087I) for subcultivation of *Pseudomonas* species isolated from meat and meat products.

Peptic digest of animal tissue is the principal source of organic nitrogen while Beef extract provides carbohydrates, vitamins, organic nitrogen compounds and salts. Sodium chloride makes the medium isotonic preventing haemolysis of red blood corpuscles. This Nutrient Agar may be used for blood culturing work after the addition of sterile 5% v/v defibrinated blood and additional Sodium chloride (3g/l) (1).

### Quality Control

#### Appearance

Cream to yellow coloured homogeneous free flowing powder

#### Gelling

Firm, comparable with 1.5% Agar gel

#### Colour and Clarity of prepared medium

Yellow coloured clear gel forms in Petri plates. With the addition of blood, cherry red coloured, opaque gel forms in petri plates.

#### Reaction

Reaction of 2.8% w/v aqueous solution at 25°C. pH : 7.0±0.2

#### pH

6.80-7.20

#### Cultural Response

M087I: Cultural characteristics observed after an incubation at 35-37°C for 18 - 24 hours.

Organism	Inoculum (CFU)	Growth	Recovery
----------	----------------	--------	----------

#### Cultural Response

<i>Enterococcus faecalis</i> ATCC 50-100 29212		luxuriant	>=70%
<i>Escherichia coli</i> ATCC 25922	50-100	luxuriant	>=70%

---

<i>Pseudomonas aeruginosa</i> ATCC 27853	50-100	luxuriant	>=70%
<i>Staphylococcus aureus</i> ATCC 25923	50-100	luxuriant	>=70%
<i>Streptococcus pyogenes</i> ATCC 19615	50-100	luxuriant	>=70%
<i>Streptococcus pneumoniae</i> ATCC 6303	50-100	luxuriant	>=70%

### Storage and Shelf Life

Store below 30°C in tightly closed container and the prepared medium at 2 - 8°C. Use before expiry date on the label.

### Reference

1. Speck M. (Ed.), 1984, Compendium of Methods for the Microbiological Examination of Foods, 2nd ed., APHA, Washington D.C.
2. International Organization for Standardization (ISO), 1995, Draft ISO/DIS 13720.
3. Pelczar, Chan and Kreig, 1986, Microbiology, 5th ed., McGraw Hill Book Co., N.Y.

Revision : 2 / 2015

### Disclaimer :

User must ensure suitability of the product(s) in their application prior to use. Products conform solely to the information contained in this and other related HiMedia™ publications. The information contained in this publication is based on our research and development work and is to the best of our knowledge true and accurate. HiMedia™ Laboratories Pvt Ltd reserves the right to make changes to specifications and information related to the products at any time. Products are not intended for human or animal or therapeutic use but for laboratory, diagnostic, research or further manufacturing use only, unless otherwise specified. Statements contained herein should not be considered as a warranty of any kind, expressed or implied, and no liability is accepted for infringement of any patents.



## Plate Count Agar (Standard Methods Agar)

M091

### Intended use

Recommended for the determination of plate counts of microorganisms in food, water, waste water samples.

### Composition\*\*

Ingredients	Gms / Litre
Tryptone	5.000
Yeast extract	2.500
Dextrose (Glucose)	1.000
Agar	15.000
Final pH ( at 25°C)	7.0±0.2

\*\*Formula adjusted, standardized to suit performance parameters

### Directions

Suspend 23.5 grams in 1000 ml purified/distilled water. Heat to boiling to dissolve the medium completely. Sterilize by autoclaving at 15 lbs pressure (121°C) for 15 minutes. Cool to 45-50°C. Mix well and pour into sterile Petri plates.

### Principle And Interpretation

Plate Count Agar is formulated as described by Buchbinder et al (1) which is recommended by APHA (2,3,4) and FDA (5). Tryptone provides nitrogenous and carbonaceous compounds, long chain amino acids, and other essential nutrients. Yeast extract supplies Vitamin B complex. APHA recommends the use of pour plate technique. The samples are diluted and appropriate dilutions are added in Petri plates. Sterile molten agar is added to these plates and plates are rotated gently to ensure uniform mixing of the sample with agar. The poured plate count method is preferred to the surface inoculation method, since it gives higher results. Plate Count Agar is also suitable for enumerating bacterial count of sterile rooms.

### Type of specimen

Food and dairy samples; Water samples

### Specimen Collection and Handling:

For food and dairy samples, follow appropriate techniques for sample collection and processing as per guidelines (3,4). For water samples, follow appropriate techniques for sample collection, processing as per guidelines and local standards (2). After use, contaminated materials must be sterilized by autoclaving before discarding.

### Warning and Precautions :

Read the label before opening the container. Wear protective gloves/protective clothing/eye protection/ face protection. Follow good microbiological lab practices while handling specimens and culture. Standard precautions as per established guidelines should be followed while handling specimens. Safety guidelines may be referred in individual safety data sheets.

### Limitations :

1. Individual organisms differ in their growth requirement and may show variable growth patterns on the medium.
2. Each lot of the medium has been tested for the organisms specified on the COA. It is recommended to users to validate the medium for any specific microorganism other than mentioned in the COA based on the user's unique requirement.

### Performance and Evaluation

Performance of the medium is expected when used as per the direction on the label within the expiry period when stored at recommended temperature.

### Quality Control

#### Appearance

Cream to yellow homogeneous free flowing powder

#### Gelling

Firm, comparable with 1.5% Agar gel

#### Colour and Clarity of prepared medium

Light yellow coloured clear to slightly opalescent gel forms in Petri plates

#### Reaction

Reaction of 2.35% w/v aqueous solution at 25°C. pH : 7.0±0.2

**pH**

6.80-7.20

**Cultural Response**

Cultural characteristics observed after an incubation at 35 - 37°C for 18 - 48 hours.

Organism	Inoculum (CFU)	Growth	Recovery
<i>Bacillus subtilis</i> subsp. <i>spizizenii</i> ATCC 6633 (00003*)	50-100	luxuriant	≥70%
<i>Enterococcus faecalis</i> ATCC 29212 (00087*)	50-100	luxuriant	≥70%
<i>Escherichia coli</i> ATCC 25922 (00013*)	50-100	luxuriant	≥70%
<i>Lactobacillus rhamnosus</i> ATCC 9595	50-100	luxuriant	≥70%
<i>Staphylococcus aureus</i> subsp. <i>aureus</i> ATCC 25923 (00034*)	50-100	luxuriant	≥70%
<i>Streptococcus pyogenes</i> ATCC 19615	50-100	luxuriant	≥70%

Key : \*Corresponding WDCM numbers.

**Storage and Shelf Life**

Store between 10-30°C in a tightly closed container and the prepared medium at 20-30°C. Use before expiry date on the label. On opening, product should be properly stored dry, after tightly capping the bottle in order to prevent lump formation due to the hygroscopic nature of the product. Improper storage of the product may lead to lump formation. Store in dry ventilated area protected from extremes of temperature and sources of ignition. Seal the container tightly after use. Product performance is best if used within stated expiry period.

**Disposal**

User must ensure safe disposal by autoclaving and/or incineration of used or unusable preparations of this product. Follow established laboratory procedures in disposing of infectious materials and material that comes into contact with sample must be decontaminated and disposed of in accordance with current laboratory techniques (6,7).

**Reference**

1. Buchbinder L., Baris Y., Alld E., Reynolds E., Dilon E., Pessin V., Pincas L. and Strauss A., 1951, Publ. Hlth. Rep., 66:327.
2. Baird R.B., Eaton A.D., and Rice E.W., (Eds.), 2015, Standard Methods for the Examination of Water and Wastewater, 23rd ed., APHA, Washington, D.C.
3. Salfinger Y., and Tortorello M.L., 2015, Compendium of Methods for the Microbiological Examination of Foods, 5th Ed., American Public Health Association, Washington, D.C.
4. Wehr H. M. and Frank J. H., 2004, Standard Methods for the Microbiological Examination of Dairy Products, 17th Ed., APHA Inc., Washington, D.C.
5. FDA Bacteriological Analytical Manual, 2005, 18th Ed., AOAC, Washington, DC.
6. Isenberg, H.D. Clinical Microbiology Procedures Handbook. 2nd Edition.
7. Jorgensen, J.H., Pfaller, M.A., Carroll, K.C., Funke, G., Landry, M.L., Richter, S.S and Warnock., D.W. (2015) Manual of Clinical Microbiology, 11th Edition. Vol. 1.

Revision : 04/2023

**Disclaimer :**

User must ensure suitability of the product(s) in their application prior to use. Products conform solely to the information contained in this and other related HiMedia™ publications. The information contained in this publication is based on our research and development work and is to the best of our knowledge true and accurate. HiMedia™ Laboratories Pvt Ltd reserves the right to make changes to specifications and information related to the products at any time. Products are not intended for human or animal or therapeutic use but for laboratory, diagnostic, research or further manufacturing use only, unless otherwise specified. Statements contained herein should not be considered as a warranty of any kind, expressed or implied, and no liability is accepted for infringement of any patents.



## Urea Agar Base (Christensen)(Autoclavable)

M112

### Intended Use:

Urea Agar Base with the addition of Urea is recommended for the detection of urease production, particularly by members of the genus *Proteus*.

### Composition\*\*

Ingredients	Gms / Litre
Peptone	1.000
Dextrose (Glucose)	1.000
Sodium chloride	5.000
Disodium hydrogen phosphate	1.200
Potassium dihydrogen phosphate	0.800
Phenol red	0.012
Agar	15.000
Final pH ( at 25°C)	6.8±0.2

\*\*Formula adjusted, standardized to suit performance parameters

### Directions

Suspend 24.01 grams in 950 ml purified / distilled water. Heat to boiling to dissolve the medium completely. Sterilize by autoclaving at 10 lbs pressure (115°C) for 20 minutes. Cool to 45-50°C and aseptically add 50 ml of sterile U40 Supplement (5 ml per vial) (FD048) and mix well. Dispense into sterile tubes and allow to set in the slanting position. Do not overheat or reheat the medium as urea decomposes very easily.

### Principle And Interpretation

Urea Agar is used to detect urease production. Urea Agar described by Christensen (1,2) detected urease activity by all rapidly urease-positive *Proteus* organisms and also by other members of *Enterobacteriaceae* (1) that exhibited a delayed urease reaction (3). This was accomplished by :

- adding glucose to the medium.
- decreasing the peptone concentration and
- decreasing the buffering system, as a less buffered medium detects even smaller amount of alkali (4).

Peptone is the source of essential nutrients. Dextrose is the energy source. Sodium chloride maintains the osmotic equilibrium of the medium whereas phosphates serve to buffer the medium. Urea is hydrolyzed to liberate ammonia. Phenol red indicator detects the alkalinity generated by visible colour change from orange to pink.

Prolonged incubation may cause alkaline reaction in the medium. A medium without urea serves as negative control to rule out false positive results. Also, all urea test media rely on the alkalinity formation and so they are not specific for determining the absolute rate of urease activity (3). The utilization of proteins may raise the pH to alkalinity due to protein hydrolysis and excess of amino acids liberation results in false positive reaction.

### Type of specimen

Isolated microorganism from clinical, food and water samples.

### Specimen Collection and Handling

For food and dairy samples, follow appropriate techniques for sample collection and processing as per guidelines (5,6,7).

For water samples, follow appropriate techniques for sample collection, processing as per guidelines and local standards (8).

For clinical samples follow appropriate techniques for handling specimens as per established guidelines (9,10).

After use, contaminated materials must be sterilized by autoclaving before discarding.

### Warning and Precautions

In Vitro diagnostic use. For professional use only. Read the label before opening the container. Wear protective gloves/protective clothing/eye protection/face protection. Follow good microbiological lab practices while handling specimens and culture. Standard precautions as per established guidelines should be followed while handling clinical specimens. Safety guidelines may be referred in individual safety data sheets.

## Limitations

- 1.Prolonged incubation may cause alkaline reaction in the medium.
- 2.Also, all urea test media rely on the alkalinity formation and so they are not specific for determining the absolute rate of urease activity (6).
- 3.The utilization of proteins may raise the pH to alkalinity due to protein hydrolysis and excess of amino acids liberation results in false positive reaction.

## Performance and Evaluation

Performance of the medium is expected when used as per the direction on the label within the expiry period when stored at recommended temperature.

## Quality Control

### Appearance

Light yellow to light pink homogeneous free flowing powder

### Gelling

Firm, comparable with 1.5% Agar gel

### Colour and Clarity of prepared medium

Yellowish orange coloured clear to slightly opalescent gel forms in tubes as slants

### Reaction

Reaction of 2.4% w/v aqueous solution at 25°C. pH : 6.8±0.2

### pH

6.60-7.00

### Cultural Response

Cultural characteristics observed on addition of sterile U40 Supplement (5 ml per vial) (FD048) after an incubation at 35-37°C for 18-24 hours.

Organism	Inoculum (CFU)	Urease
<i>Escherichia coli</i> ATCC 25922 (00013*)	50-100	negative reaction, no change
# <i>Klebsiella aerogenes</i> ATCC 13048 (00175*)	50-100	negative reaction, no change
<i>Proteus mirabilis</i> ATCC 25933	50-100	positive reaction, cerise colour
<i>Proteus vulgaris</i> ATCC 13315	50-100	positive reaction, cerise colour
<i>Salmonella</i> Typhimurium ATCC 14028 (00031*)	50-100	negative reaction, no change

Key : \*Corresponding WDCM numbers.

# Formerly known as *Enterobacter aerogenes*

## Storage and Shelf Life

Store between 10-30°C in a tightly closed container and the prepared medium at 2 - 8°C. Use before expiry date on the label. On opening, product should be properly stored dry, after tightly capping the bottle in order to prevent lump formation due to the hygroscopic nature of the product. Improper storage of the product may lead to lump formation. Store in dry ventilated area protected from extremes of temperature and sources of ignition Seal the container tightly after use. Product performance is best if used within stated expiry period.

## Disposal

User must ensure safe disposal by autoclaving and/or incineration of used or unusable preparations of this product. Follow established laboratory procedures in disposing of infectious materials and material that comes into contact with clinical sample must be decontaminated and disposed of in accordance with current laboratory techniques (9,10).

## Reference

1. Christensen W. B., 1946, J. Bacteriol., 52:461.
2. MacFaddin J. F, 1985, Media for Isolation-Cultivation-Identification-Maintenance of Medical Bacteria, Vol. 1, Williams and Wilkins, Baltimore, Md.
3. MacFaddin J. F., 2000, Biochemical Tests for Identification of Medical Bacteria, 3rd Ed., Williams and Wilkins, Baltimore.Md.



4. Farmer J. J. III, McWhorter A. C., Huntley G. A., Catignani J., J. Clin. Microbiol. 1975: 1 (1): 106-107.
5. American Public Health Association, Standard Methods for the Examination of Dairy Products, 1978, 14th Ed., Washington D.C.
6. Salfinger Y., and Tortorello M.L. Fifth (Ed.), 2015, Compendium of Methods for the Microbiological Examination of Foods, 5th Ed., American Public Health Association, Washington, D.C.
7. Wehr H. M. and Frank J. H., 2004, Standard Methods for the Microbiological Examination of Dairy Products, 17th Ed., APHA Inc., Washington, D.C.
8. Lipps WC, Braun-Howland EB, Baxter TE, eds. Standard methods for the Examination of Water and Wastewater, 24th ed. Washington DC:APHA Press; 2023.
9. Isenberg, H.D. Clinical Microbiology Procedures Handbook 2nd Edition.
10. Jorgensen, J.H., Pfaller, M.A., Carroll, K.C., Funke, G., Landry, M.L., Richter, S.S and Warnock., D.W. (2015) Manual of Clinical Microbiology, 11th Edition. Vol. 1.

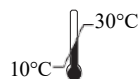
Revision : 06/2023



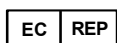
HiMedia Laboratories Pvt. Limited,  
Plot No.C-40, Road No.21Y,  
MIDC, Wagle Industrial Area,  
Thane (W) -400604, MS, India



**In vitro diagnostic  
medical device**



**Storage temperature**



CEpartner4U, Esdoornlaan 13,  
3951DB Maarn, NL  
[www.cepartner4u.eu](http://www.cepartner4u.eu)



**CE Marking**



**Do not use if  
package is damaged**

#### Disclaimer :

User must ensure suitability of the product(s) in their application prior to use. Products conform solely to the information contained in this and other related HiMedia™ publications. The information contained in this publication is based on our research and development work and is to the best of our knowledge true and accurate. HiMedia™ Laboratories Pvt Ltd reserves the right to make changes to specifications and information related to the products at any time. Products are not intended for human or animal or therapeutic use but for laboratory, diagnostic, research or further manufacturing use only, unless otherwise specified. Statements contained herein should not be considered as a warranty of any kind, expressed or implied, and no liability is accepted for infringement of any patents.



## Columbia Blood Agar Base

M144I

### Intended Use

Recommended for selective detection and enumeration of *Campylobacter* species from food chain. The composition and performance criteria of this medium are as per the specifications laid down in ISO 10272-1:2017 and ISO 10272-2:2017

### Composition\*\*

#### ISO 10272-1 and ISO 10272-2 Specification - Columbia Blood Agar

Ingredients	Gms / Litre
Enzymatic digest of animal tissues	23.000
Starch soluble	1.000
Sodium chloride	5.000
Agar	8.00 to 18.00

#### Supplements to be added after autoclaving

Blood	50ml
Final pH ( at 25°C)	7.4±0.2

\*\*Formula adjusted, standardized to suit performance parameters

# Enzymatic digest of animal tissues

#### M144I- Columbia Blood Agar Base

Ingredients	Gms / Litre
Peptone #	23.000
Starch soluble	1.000
Sodium chloride	5.000
Agar	15.000

#### 5% v/v sterile defibrinated sheep blood.

Blood	50ml
Final pH ( at 25°C)	7.4±0.2

### Directions

Suspend 44.0 grams of in 1000 ml purified/distilled water. Heat to boiling to dissolve the medium completely. Sterilize by autoclaving at 15 lbs pressure (121°C) for 15 minutes. Cool to 44-47°C. Aseptically add 5% v/v sterile defibrinated sheep blood. Mix well and pour into sterile Petri plates.

### Principle And Interpretation

*Campylobacters* are carried in the intestinal tract of animal and therefore contaminate foods of animal origin (6). *Campylobacter* causes intestinal upset or abortion in animals. It is also one of the most important causes of human gastroenteritis, particularly in children. Columbia Blood Agar Base was devised by Ellner et al (1) and recommended by the ISO Committee (4,5) for detection and enumeration of *Campylobacter* spp. This medium contains peptone which supports rapid and luxuriant growth of fastidious and non-fastidious organisms. Also, this medium promotes typical colonial morphology; better pigment production and more sharply defined haemolytic reactions

Starch serves as an energy source and also neutralizes toxic metabolites. Sheep blood permits the detection of haemolysis and also provides heme (X factor) which is required for the growth of many bacteria. However it is devoid of V factor (Nicotinamide adenine dinucleotide) and hence *Haemophilus influenzae* which needs both the X and V factors, will not grow on this medium. As this medium have a relatively high carbohydrate content, beta-haemolytic Streptococci may exhibit a greenish haemolytic reaction which may be mistaken for the alpha haemolysis. Carry out confirmatory tests of all the colonies.

### Type of specimen

Food samples

### Specimen Collection and Handling

#### Processing : (4,5)

#### Test portion and initial suspension:

**Selective Enrichment A :** To prepare the initial suspension, combine a quantity of 10g or 10ml of the test portion with 90ml of the enrichment medium Bolton Broth (M1592) from cooked and frozen food. Incubate the initial suspension in a microaerobic atmosphere at (37±1)°C for 4-6 hours and then at (41.5±1)°C for 44±4 hours.

**Selective Enrichment B:** To prepare the initial suspension, combine a quantity of 10g or 10ml of the test portion with 90ml of the enrichment medium Preston Broth (M899I) from raw meats or raw milk. Incubate the initial suspension in a

a microaerobic atmosphere at  $(41.5\pm 1)^{\circ}\text{C}$  for 24 hours  $\pm$  2 hours.

**Plating out** :Using the culture obtained in the enrichment medium, inoculate with a sterile 10  $\mu\text{l}$  loop on the surface of mCCD Agar (M887I). Incubate the plates at  $(41.5\pm 1)^{\circ}\text{C}$  in a microaerobic atmosphere for  $44 \pm 4$  hours.

**Selective Enrichment C:** Directly swab or streak on mCCD agar from caecal or faecal samples by using a loop or a sterile swab and second medium can be optional. Incubate the plates at  $(41.5\pm 1)^{\circ}\text{C}$  in a microaerobic atmosphere for  $44 \pm 4$  hours.

**Selection of colonies for confirmation** : Select the colonies from mCCD Agar (M887I) and streak it on Columbia Blood Agar Base. Incubate it at  $(41.5 \pm 1)^{\circ}\text{C}$  for 24-48 hours in microaerobic condition.

**Confirmation** : Biochemical and serological tests are performed for confirmation.

### Warning and Precautions :

Read the label before opening the container. Wear protective gloves/protective clothing/eye protection/face protection. Follow good microbiological lab practices while handling specimens and culture. Standard precautions as per established guidelines should be followed while handling specimens. Safety guidelines may be referred in individual safety data sheets.

### Limitations :

1. Individual organisms differ in their growth requirement and may show variable growth patterns on the medium.
2. Each lot of the medium has been tested for the organisms specified on the COA. It is recommended to users to validate the medium for any specific microorganism other than mentioned in the COA based on the user's unique requirement.
3. For further confirmation of *Campylobacter* oxidase, catalase, hippurate test and indoxyl acetate hydrolysis should be carried out.

### Performance and Evaluation

Performance of the medium is expected when used as per the direction on the label within the expiry period when stored at recommended temperature.

### Quality Control

#### Appearance

Cream to yellow homogeneous free flowing powder

#### Gelling

Firm, comparable with 1.5% Agar gel

#### Colour and Clarity of prepared medium

Basal medium: Light amber coloured clear to slightly opalescent gel. After addition of 5%w/v sterile defibrinated blood : Cherry red coloured opaque gel forms in Petri plates

#### Reaction

Reaction of 4.4% w/v aqueous solution at  $25^{\circ}\text{C}$ . pH :  $7.3\pm 0.2$

#### pH

7.10-7.50

#### Cultural Response

Cultural characteristics observed with added 5% w/v sterile defibrinated blood, after an incubation at  $41.5\pm 1^{\circ}\text{C}$  for 24 h to 48 hours in microaerobic conditions

Organism	Inoculum	Growth	Recovery
<b>Productivity</b>			
<i>Campylobacter coli</i> ATCC 33559 (00004*)	50-100	Good growth	$\geq 70\%$
<i>Campylobacter jejuni</i> ATCC 29428 (00005*)	50-100	Good growth	$\geq 70\%$
<i>Campylobacter jejuni</i> ATCC 29428 (00156*)	50-100	Good growth	$\geq 70\%$

Key : (\*) - Corresponding WDCM numbers

## Storage and Shelf Life

Store between 10-30°C in a tightly closed container and the prepared medium at 2-8°C. Use before expiry date on the label. On opening, product should be properly stored dry, after tightly capping the bottle in order to prevent lump formation due to the hygroscopic nature of the product. Improper storage of the product may lead to lump formation. Store in dry ventilated area protected from extremes of temperature and sources of ignition Seal the container tightly after use. Product performance is best if used within stated expiry period.

## Disposal

User must ensure safe disposal by autoclaving and/or incineration of used or unusable preparations of this product. Follow established laboratory procedures in disposing of infectious materials and material that comes into contact with sample must be decontaminated and disposed of in accordance with current laboratory techniques (2,3).

## Reference

1. Ellner P. P., Stoessel C. J., Drakeford E. and Vasi F., 1966, Am. J. Clin. Pathol., 45:502.
2. Isenberg, H.D. Clinical Microbiology Procedures Handbook 2nd Edition.
3. Jorgensen, J.H., Pfaller, M.A., Carroll, K.C., Funke, G., Landry, M.L., Richter, S.S and Warnock., D.W. (2015) Manual of Clinical Microbiology, 11th Edition. Vol. 1.
4. Microbiology of the food chain — Horizontal method for detection and enumeration of *Campylobacter* spp. — Part 1: Detection method. International Organization for Standardization (ISO), 10272-1:2017(E).
5. Microbiology of food chain-Horizontal method for detection and enumeration of *Campylobacter* spp. International Organization for Standardization (ISO), 10272-2:2017(E).
6. Salfinger Y. and Tortorello M. L., (Eds.), 2015, Compendium of Methods for the Microbiological Examination of Foods, 5th Ed., APHA, Washington, D.C.

Revision : 01/2023

### Disclaimer :

User must ensure suitability of the product(s) in their application prior to use. Products conform solely to the information contained in this and other related HiMedia™ publications. The information contained in this publication is based on our research and development work and is to the best of our knowledge true and accurate. HiMedia™ Laboratories Pvt Ltd reserves the right to make changes to specifications and information related to the products at any time. Products are not intended for human or animal or therapeutic use but for laboratory, diagnostic, research or further manufacturing use only, unless otherwise specified. Statements contained herein should not be considered as a warranty of any kind, expressed or implied, and no liability is accepted for infringement of any patents.



## Cooked M Medium (R.C. Medium)

M149

### Intended use

Recommended for cultivation of aerobes and anaerobes, especially pathogenic *Clostridia* from clinical, food and water samples. This can also be used as a maintenance medium for stock cultures.

### Composition\*\*

Ingredients	Gms / Litre
HMH peptone B #	98.000
Proteose peptone	20.000
Dextrose(Glucose)	2.000
Sodium chloride	5.000
Final pH ( at 25°C)	7.2±0.2

\*\*Formula adjusted, standardized to suit performance parameters

# Equivalent to Beef heart, solids

### Directions

Suspend 12.5 grams in 100 ml purified/distilled water (or suspend 1.25 grams in 10 ml distilled water in test tubes). Mix thoroughly and allow to stand for 15 minutes until all the particles are thoroughly wetted. Dispense into tubes or flasks as desired. Sterilize by autoclaving at 15 lbs pressure (121°C) for 15 minutes.

### Principle And Interpretation

*Clostridium* is a large genus of gram-positive spore-bearing anaerobes. They are normally present in soil, some are responsible for human and animal diseases and others are associated with food spoilage. They may be saccharolytic, decomposing sugars to form butyric and acetic acids and alcohols. The HMH peptone in Robertson's Medium is reddened and gas is produced. Other proteolytic species attack the amino acids. HMH peptone B in Robertson's medium is blackened and decomposed by *Clostridium* species, giving the culture a foul odour. The mesophilic spore-forming anaerobes are of primary importance in the spoilage of low acid foods packed in sealed containers, because of their high heat resistance, their ability to grow in the absence of oxygen and a growth range which covers the temperature of normal storage of canned and other processed foods including the refrigerated storage of cured meats. Cooked M-Medium was originally developed by Robertson (1) for the cultivation of certain anaerobes isolated from wounds. The present formulation is a modification, also called as Chopped M-Medium (2), which supports the growth of many spore forming and non-spore forming strict anaerobes. It has the ability to initiate growth of bacteria from very small inocula and to maintain the viability of cultures over long period. Mixed cultures of bacteria survive in Cooked M-Medium without displacing the slower-growing organisms. The products of growth do not rapidly destroy the inoculated organisms and therefore it is an excellent medium for the storage of aerobic and anaerobic organisms. It is used for cultivation and maintenance of *Clostridia* and for determining proteolytic activity of anaerobes (2,3). FDA has recommended this medium for enumeration and identification of *Clostridium perfringens* from foods (4).

Cooked M-Medium contains HMH peptone B, which provide amino acids and other nutrients. It also contains glutathione, a reducing substance that permits the growth of obligate anaerobes. The sulfhydryl groups, which impart reducing effect, are more available in denatured protein and hence cooked meat is added in the medium. The addition of dextrose allows rapid and heavy growth of anaerobic bacteria in a short time and leads to more rapid identification of important anaerobes. Growth in this medium is indicated by turbidity or bubble formation by some organisms. Blackening and disintegration of the meat particles indicate proteolysis. For best results, medium should be used on the day it is prepared, otherwise it should be boiled or steamed for a few minutes and allowed to cool without agitation and then inoculated. Inoculation should be made near the bottom of the tube in the meat particles for anaerobic cultures. Aerobes grow at the top whilst more anaerobic species grow deeper in the medium. For the isolation of *Clostridium* from food, use a stomacher to prepare 10% suspension of the food in Peptone Water (M028) diluent.

Make dilutions and plate, both suspensions and dilutions on Willis and Hobbs Medium Base (M1375), Tryptose Sulphite Cycloserine (T.C.S.) Agar Base (M837). Place a metronidazole disc on the inoculum. Incubate anaerobically at 37°C overnight. To count the clostridia, pour the plates with the dilutions on Perfringens Agar Base (O.P.S.P.) (M579). Incubate duplicate plates aerobically and anaerobically to distinguish between clostridia and other organisms. Add some of the suspension to two tubes of Cooked Medium. Heat one tube for 10 min at 80°C and incubate as above. Growth of clostridia is visualized as turbidity or gas bubbles. This medium can be further tested for presence of *Clostridium* (5).

## Type of specimen

Clinical samples - Faeces, wounds, tissue, pus etc. ; Food and dairy samples; Water samples

## Specimen Collection and Handling:

For clinical samples follow appropriate techniques for handling specimens as per established guidelines (5,6).

For food and dairy samples, follow appropriate techniques for sample collection and processing as per guidelines (7,8).

For water samples, follow appropriate techniques for sample collection, processing as per guidelines and local standards (9).

After use, contaminated materials must be sterilized by autoclaving before discarding.

## Warning and Precautions :

In Vitro diagnostic Use. For professional use only. Read the label before opening the container. Wear protective gloves/protective clothing/eye protection/ face protection. Follow good microbiological lab practices while handling specimens and culture. Standard precautions as per established guidelines should be followed while handling clinical specimens. Safety guidelines may be referred in individual safety data sheets

## Limitations :

1.Further biochemical tests must be carried out for confirmation.

## Performance and Evaluation

Performance of the medium is expected when used as per the direction on the label within the expiry period when stored at recommended temperature.

## Quality Control

### Appearance

Brown coloured granules

### Colour and Clarity of prepared medium

Medium amber coloured, clear to slightly opalescent supernatant over insoluble granules.

### Reaction

Reaction of 12.5% w/v aqueous suspension at 25°C. pH : 7.2±0.2

### pH

7.00-7.40

### Cultural Response

Cultural characteristics observed after an incubation at 35-37°C for 40-48 hours.

Organism	Inoculum (CFU)	Growth
<i>Clostridium botulinum</i> ATCC 25763	50-100	luxuriant
<i>Clostridium perfringens</i> ATCC 12924	50-100	luxuriant
<i>Clostridium sporogenes</i> ATCC 11437	50-100	luxuriant
<i>Enterococcus faecalis</i> ATCC 29212 (00087*)	50-100	luxuriant
<i>Streptococcus pneumoniae</i> ATCC 6303	50-100	luxuriant

Key :(\*) - Corresponding WDCM numbers

## Storage and Shelf Life

Store between 10-30°C in a tightly closed container and the prepared medium at 2-8°C. Use before expiry date on the label. On opening, product should be properly stored dry, after tightly capping the bottle in order to prevent lump formation due to the hygroscopic nature of the product. Improper storage of the product may lead to lump formation. Store in dry ventilated area protected from extremes of temperature and sources of ignition Seal the container tightly after use. Product performance is best if used within stated expiry period.

## Disposal

User must ensure safe disposal by autoclaving and/or incineration of used or unusable preparations of this product. Follow established laboratory procedures in disposing of infectious materials and material that comes into contact with clinical sample must be decontaminated and disposed of in accordance with current laboratory techniques (5,6).

## Reference

- Robertson, 1916, J. Pathol. Bacteriol., 20:327.
- Murray P. R., Baron J. H., Tenover F. C., Tenover F. C., Tenover F. C., Tenover F. C., (Ed.), 2003, Manual of Clinical Microbiology, 8th Ed., American Society for Microbiology, Washington, D.C.
- MacFaddin J. F., 1985, Media for Isolation - Cultivation - Identification - Maintenance of Medical bacteria, Vol. I, Williams & Wilkins, Baltimore.

4. U.S. Food and Drug Administration, 1984, Bacteriological Analytical Manual, 6th Ed., AOAC, Arlington, Va.
- Collins C. H., Lyne P. M., Grange J. M., 1985, 7th Ed., Microbiological Methods.
5. Isenberg, H.D. Clinical Microbiology Procedures Handbook. 2nd Edition.
6. Jorgensen, J.H., Pfaller, M.A., Carroll, K.C., Funke, G., Landry, M.L., Richter, S.S and Warnock, D.W. (2015) Manual of Clinical Microbiology, 11th Edition. Vol. 1.
7. American Public Health Association, Standard Methods for the Examination of Dairy Products, 1978, 14th Ed., Washington D.C.
8. Salfinger Y., and Tortorello M.L. Fifth (Ed.), 2015, Compendium of Methods for the Microbiological Examination of Foods, 5th Ed., American Public Health Association, Washington, D.C.
9. Lipps WC, Braun-Howland EB, Baxter TE, eds. Standard methods for the Examination of Water and Wastewater, 24th ed. Washington DC: APHA Press; 2023.

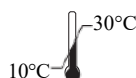
Revision :04/2022



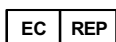
HiMedia Laboratories Pvt. Limited,  
Plot No.C-40, Road No.21Y,  
MIDC, Wagle Industrial Area,  
Thane (W) -400604, MS, India



**In vitro diagnostic  
medical device**



**Storage temperature**



CEpartner4U, Esdoornlaan 13,  
3951DB Maarn, NL  
[www.cepartner4u.eu](http://www.cepartner4u.eu)



**CE Marking**



**Do not use if  
package is damaged**

#### Disclaimer :

User must ensure suitability of the product(s) in their application prior to use. Products conform solely to the information contained in this and other related HiMedia™ publications. The information contained in this publication is based on our research and development work and is to the best of our knowledge true and accurate. HiMedia™ Laboratories Pvt Ltd reserves the right to make changes to specifications and information related to the products at any time. Products are not intended for human or animal or therapeutic use but for laboratory, diagnostic, research or further manufacturing use only, unless otherwise specified. Statements contained herein should not be considered as a warranty of any kind, expressed or implied, and no liability is accepted for infringement of any patents.



## Soyabean Casein Digest Agar (Tryptone Soya Agar) (Casein Soyabean Digest Agar)

M290

### Intended use

For cultivation of a wide variety of microorganisms from clinical and non-clinical samples and For sterility testing in pharmaceutical procedures.

### Composition\*\*

Ingredients	Gms / Litre
Tryptone #	15.000
Soya peptone	5.000
Sodium chloride	5.000
Agar	15.000
Final pH ( at 25°C)	7.3±0.2

\*\*Formula adjusted, standardized to suit performance parameters

# Equivalent to Pancreatic digest of casein

### Directions

Suspend 40.00 grams in 1000 ml purified/distilled water. Heat to boiling to dissolve the medium completely. Sterilize by autoclaving at 15 lbs pressure (121°C) for 15 minutes. If desired, aseptically add 5% v/v defibrinated blood in previously cooled medium to 45-50°C for cultivation. Mix well and pour into sterile Petri plates.

### Principle And Interpretation

Soyabean Casein Digest Agar is a widely used medium, which supports the growth of wide variety of organisms even that of fastidious ones such as *Neisseria*, *Listeria*, and *Brucella* etc. The medium with addition of blood provides perfectly defined haemolysis zones, while preventing the lysis of erythrocytes due to its sodium chloride content. It has been frequently used in the health industry to produce antigens, toxins etc. It's simple and inhibitor-free composition makes it suitable for the detection of antimicrobial agents in the food and other products. Tryptone Soya Agar is recommended by various pharmacopoeias as sterility testing medium (1,2). Tryptone Soya Agar conforms as per USP (1) and is used in microbial limit test and antimicrobial preservative - effective test. Gunn et al (3) used this medium for the growth of fastidious organisms and study of haemolytic reaction after addition of 5%v/v blood. The combination of tryptone and soya peptone makes this media nutritious by providing amino acids and long chain peptides for the growth of microorganisms. Sodium chloride maintains the osmotic balance. Soyabean Casein Digest Agar does not contains X and V growth factors. It can be conveniently used in determining the requirements of these growth factors by isolates of *Haemophilus* by the addition of X-factor (DD020), V-factor (DD021), and X+V factor discs (DD022) factor to inoculated TSA plates (4).

### Type of specimen

Pharmaceutical samples, Clinical samples- urine, faeces, abscess etc.

### Specimen Collection and Handling:

For clinical samples follow appropriate techniques for handling specimens as per established guidelines (5,6). For Pharmaceutical samples follow appropriate techniques for sample collection, handling and processing as per pharmacopoeias (1,2). After use, contaminated materials must be sterilized by autoclaving before discarding.

### Warning and Precautions

In Vitro diagnostic Use. For professional use only. Read the label before opening the container. Wear protective gloves/protective clothing/eye protection/ face protection. Follow good microbiological lab practices while handling specimens and culture. Standard precautions as per established guidelines should be followed while handling clinical specimens. Safety guidelines may be referred in individual safety data sheets.



## Limitations :

1. Individual organisms differ in their growth requirement and may show variable growth patterns on the medium.
2. Each lot of the medium has been tested for the organisms specified on the COA. It is recommended to users to validate the medium for any specific microorganism other than mentioned in the COA based on the user's unique requirement.
3. Further biochemical and serological tests must be carried out for confirmation.

## Performance and Evaluation

Performance of the medium is expected when used as per the direction on the label within the expiry period when stored at recommended temperature.

## Quality Control

### Appearance

Cream to yellow homogeneous free flowing powder

### Gelling

Firm, comparable with 1.5% Agar gel

### Colour and Clarity of prepared medium

Basal Medium : Light yellow coloured clear to slightly opalescent gel. After addition of 5-7%w/v sterile defibrinated blood : Cherry red coloured opaque gel forms in Petri plates

### Reaction

pH of 4.0% w/v aqueous solution at 25°C .

### pH

7.10-7.50

### Cultural response

Cultural characteristics was observed after an incubation for Bacterial at 30-35°C 18-24 hours and for Fungal at 30-35°C <=5days.

Organism	Inoculum (CFU)	Observed Lot value (CFU)	Recovery	Observed Lot value (CFU) w/blood	Recovery w/ blood	Haemolysis
<i>Bacillus subtilis subsp. spizizenii</i> ATCC 6633 (00003)*	50 -100	35 -100	>=70 %	35 -100	>=70 %	none
<i>Staphylococcus aureus subsp. aureus</i> ATCC 25923 (00034)*	50 -100	35 -100	>=70 %	35 -100	>=70%	beta
<i>Staphylococcus aureus subsp. aureus</i> ATCC 6538 (00032)*	50 -100	35 -100	>=70 %	35 -100	>=70 %	beta
<i>Escherichia coli</i> ATCC 25922 (00013)*	50 -100	35 -100	>=70 %	35 -100	>=70 %	none
<i>Escherichia coli</i> ATCC 8739 (00012)*	50 -100	35 -100	>=70 %	35 -100	>=70 %	none
<i>Escherichia coli</i> ATCC 11775 (00090)*	50 -100	35 -100	>=70 %	35 -100	>=70 %	none
<i>Escherichia coli</i> NCTC 13167 (00179)*	50 -100	35 -100	>=70 %	35 -100	>=70 %	none
<i>Escherichia coli</i> NCTC 9002	50 -100	35 -100	>=70 %	35 -100	>=70 %	none
<i>Pseudomonas aeruginosa</i> ATCC 27853 (00025)*	50 -100	35 -100	>=70 %	35 -100	>=70 %	-
<i>Pseudomonas aeruginosa</i> ATCC 9027 (00026)*	50 -100	35 -100	>=70 %	35 -100	>=70 %	-
<i>Pseudomonas aeruginosa</i> ATCC 10145 (00024)*	50 -100	35 -100	>=70 %	35 -100	>=70 %	-
<i>Salmonella</i> Abony NCTC 6017 (00029)*	50 -100	35 -100	>=70 %	35 -100	>=70 %	-

<i>Micrococcus luteus</i> ATCC 9341	50 -100	35 -100	≥70 %	35 -100	≥70 %	-
<i>Streptococcus pneumoniae</i> ATCC 6305	50 -100	35 -100	≥70 %	35 -100	≥70 %	-
<i>Salmonella</i> Typhimurium ATCC 14028 (00031)*	50 -100	35 -100	≥70 %	35 -100	≥70 %	-
<i>Enterococcus faecalis</i> ATCC 29212 (00087)*	50 -100	35 -100	≥70 %	35 -100	≥70 %	-
<i>Candida albicans</i> ATCC 10231 (00054)*	50 -100	35 -100	≥70 %	35 -100	≥70 %	-
<i>Candida albicans</i> ATCC 2091 (00055)*	50 -100	35 -100	≥70 %	35 -100	≥70 %	-
# <i>Aspergillus brasiliensis</i> ATCC 16404 (00053)*	50 -100	25 -70	50-70%			-
<i>Clostridium sporogenes</i> ATCC 19404 (00008)*	50 -100	35 -100	≥70 %	35 -100	≥70 %	none

Key : (#)- Formerly known as *Aspergillus niger*, (\*) - Corresponding WDCM numbers

### Storage and Shelf Life

Store between 10-30°C in a tightly closed container and the prepared medium at 20-30°C. Use before expiry date on the label. On opening, product should be properly stored dry, after tightly capping the bottle in order to prevent lump formation due to the hygroscopic nature of the product. Improper storage of the product may lead to lump formation. Store in dry ventilated area protected from extremes of temperature and sources of ignition Seal the container tightly after use. Product performance is best if used within stated expiry period.

### Disposal

User must ensure safe disposal by autoclaving and/or incineration of used or unusable preparations of this product. Follow established laboratory procedures in disposing of infectious materials and material that comes into contact with clinical sample must be decontaminated and disposed of in accordance with current laboratory techniques (5,6).

### Reference

- 1.The United States Pharmacopoeia , 2020, The United States Pharmacopoeial Convention Inc., Rockville, MD.
- 2.Indian Pharmacopoeia, 2018, Govt. of India, Ministry of Health and Family Welfare, New Delhi, India.
- 3.Gunn B. A., Ohashi D K., Gaydos C. A., Holt E. S., 1977, J. Clin. Microbiol., 5(6) : 650.
- 4.Forbes B. A., Sahn A. S. and Weissfeld D. F., 1998, Bailey and Scotts Diagnostic Microbiology, 10th Ed., Mosby Inc. St. Louis, Mo
- 5.Isenberg, H.D. Clinical Microbiology Procedures Handbook. 2<sup>nd</sup> Edition.
- 6.Jorgensen, J.H., Pfaller, M.A., Carroll, K.C., Funke, G., Landry, M.L., Richter, S.S and Warnock., D.W. (2015) Manual of Clinical Microbiology, 11th Edition. Vol. 1.

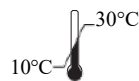
Revision : 03/2022




HiMedia Laboratories Pvt. Limited,  
Plot No.C-40, Road No.21Y,  
MIDC, Wagle Industrial Area,  
Thane (W) -400604, MS, India



**In vitro diagnostic  
medical device**



**Storage temperature**



CEpartner4U, Esdoornlaan 13,  
3951DB Maarn, NL  
[www.cepartner4u.eu](http://www.cepartner4u.eu)



**CE Marking**



**Do not use if  
package is damaged**

**Disclaimer :**

User must ensure suitability of the product(s) in their application prior to use. Products conform solely to the information contained in this and other related HiMedia™ publications. The information contained in this publication is based on our research and development work and is to the best of our knowledge true and accurate. HiMedia™ Laboratories Pvt Ltd reserves the right to make changes to specifications and information related to the products at any time. Products are not intended for human or animal or therapeutic use but for laboratory, diagnostic, research or further manufacturing use only, unless otherwise specified. Statements contained herein should not be considered as a warranty of any kind, expressed or implied, and no liability is accepted for infringement of any patents.



## Glucose OF Medium

M395I

### Intended Use

Recommended for the determination of oxidative and fermentative metabolism of carbohydrates by gram-negative bacteria. The composition and performance criteria of this medium are as per the specifications laid down in ISO 21528-2:2017.

### Composition\*\*

Ingredients	Gms / Litre
Tryptone #	2.000
Sodium chloride	5.000
Dipotassium hydrogen phosphate	0.300
Glucose (Dextrose)	10.000
Bromo thymol blue	0.080
Agar	3.000
Final pH ( at 25°C)	6.8±0.2

\*\*Formula adjusted, standardized to suit performance parameters

# Equivalent to Enzymatic digest of casein

### Directions

Suspend 20.38 grams in 1000 ml purified / distilled water. Heat to boiling to dissolve the medium completely. Dispense in tubes in duplicate for aerobic and anaerobic fermentation. Sterilize by autoclaving at 15 lbs pressure (121°C) for 15 minutes.

### Principle And Interpretation

Hugh and Leifson developed OF Medium to study oxidative and fermentative metabolism of carbohydrates by gram-negative bacteria. This criterion is used during taxonomic studies of *Enterobacteriaceae* (1). Glucose is the most important carbohydrate for use in OF Basal Medium. Glucose OF Medium is recommended by ISO Committee (5).

However, certain organisms may metabolize other carbohydrates even if they are unable to utilize dextrose. Degradation of the carbohydrate to acid is indicated by the pH indicator bromothymol blue which changes its colour to yellow. Oxidative utilization takes place when the medium is exposed to air while fermentative utilization occurs under exclusion of air. When a gram-negative organism is inoculated in this medium containing a carbohydrate in duplicate, of which one tube is covered with mineral oil to exclude oxygen and the second tube is uncovered; reactions of differential value can be observed. Fermentative organisms will produce an acid reaction in both the covered and uncovered medium. Oxidative organisms will produce an acid reaction in the uncovered medium and give slight growth without change in the covered medium. Organisms which are not classified either as oxidative or fermentative show no change in the covered medium and an alkaline reaction in the uncovered medium (4). The acidic reaction of oxidative organisms is more apparent at the surface of the medium that gradually spreads throughout the medium. If the oxidation reaction is weak or slow, an initial alkaline reaction at the surface of the uncovered tube may persist for several days and eventually convert to an acid reaction.

Tryptone in the medium provides the necessary carbon and nitrogen, vitamins etc required for bacterial growth. Phosphate buffers the medium and the low agar concentration determines motility and dispersion of the acid produced on the surface. Bromothymol blue acts as the pH indicator. The low concentration of agar permits the determination of motility and aids in the even distribution of any acid produced at the surface of the medium. Motility is observed as diffused zone of flaring out from the line of inoculation. Non-motile organisms grow along the line of inoculation.

### Type of specimen

Food samples : meat and meat products

### Specimen Collection and Handling:

For food samples, follow appropriate techniques for sample collection and processing as per guidelines (6).

After use, contaminated materials must be sterilized by autoclaving before discarding.

## Warning and Precautions

Read the label before opening the container. Wear protective gloves/protective clothing/eye protection/ face protection. Follow good microbiological lab practices while handling specimens and culture. Standard precautions as per established guidelines should be followed while handling specimens. Safety guidelines may be referred in individual safety data sheets.

## Limitations :

1. Due to variable nutritional requirements, some strains show poor growth on this medium.

## Performance and Evaluation

Performance of the medium is expected when used as per the direction on the label within the expiry period when stored at recommended temperature.

## Quality Control

### Appearance

Cream to greenish yellow homogeneous free flowing powder

### Gelling

Semisolid, comparable with 0.3% Agar gel.

### Colour and Clarity of Prepared medium

Green coloured clear to slightly opalescent gel forms in tubes.

### Reaction

Reaction of 2.04% w/v aqueous solution at 25°C. pH : 6.8±0.2

### pH

6.60-7.00

### Cultural Response

Cultural characteristics observed after an incubation at 35-37°C for 18-48 hours.

Organism	Inoculum (CFU)	Aerobic	Anaerobic (overlaid with mineral oil)
<i>Acinetobacter baumannii</i> ATCC 19606	50-100	acidic reaction, yellowing of the medium	alkaline reaction, green colour of the medium
<i>Alcaligenes faecalis</i> ATCC 8750	50-100	alkaline reaction, green colour of the medium	alkaline reaction, green colour of the medium
<i>Escherichia coli</i> ATCC 25922 (00013*)	50-100	acidic reaction, yellowing of the medium with gas formation	acidic reaction, yellowing of the medium with gas formation
# <i>Klebsiella aerogenes</i> ATCC 13048 (00175*)	50-100	acidic reaction, yellowing of the medium with gas formation	acidic reaction, yellowing of the medium with gas formation
<i>Pseudomonas aeruginosa</i> ATCC 9027 (00026*)	50-100	acidic reaction, yellowing of the medium	alkaline reaction, green colour of the medium
<i>Salmonella Enteritidis</i> ATCC 13076 (00030*)	50-100	acidic reaction, yellowing of the medium with gas formation	acidic reaction, yellowing of the medium with gas formation

<i>Shigella flexneri</i> ATCC 12022 (00126*)	50-100	acidic reaction, yellowing of the medium	acidic reaction, yellowing of the medium
<i>Vibrio cholerae</i> ATCC 15748	50-100	acidic reaction, yellowing of the medium	acidic reaction, yellowing of the medium

Key :- \* Corresponding WDCM Numbers

# Formerly known as *Enterobacter aerogenes*

## Storage and Shelf Life

Store between 10-30°C in a tightly closed container and the prepared medium at 2-8°C. Use before expiry date on the label. On opening, product should be properly stored dry, after tightly capping the bottle in order to prevent lump formation due to the hygroscopic nature of the product. Improper storage of the product may lead to lump formation. Store in dry ventilated area protected from extremes of temperature and sources of ignition. Seal the container tightly after use. Use before expiry date on the label. Product performance is best if used within stated expiry period.

## Disposal

User must ensure safe disposal by autoclaving and/or incineration of used or unusable preparations of this product. Follow established laboratory procedures in disposing of infectious materials and material that comes into contact with sample must be decontaminated and disposed of in accordance with current laboratory techniques (2,3).

## Reference

1. Hugh R. and Leifson E., 1953, J. Bacteriol. 66:24.
2. Isenberg, H.D. Clinical Microbiology Procedures Handbook. 2<sup>nd</sup> Edition.
3. Jorgensen, J.H., Pfaller, M.A., Carroll, K.C., Funke, G., Landry, M.L., Richter, S.S and Warnock., D.W. (2015) Manual of Clinical Microbiology, 11th Edition. Vol. 1.
4. MacFaddin J. F., 1985, Media for the Isolation-Cultivation-Identification-Maintenance of Medical Bacteria, Vol. I, Williams and Wilkins, Baltimore
5. Microbiology of food chain-Horizontal method for detection and enumeration of *Enterobacteriaceae* International Organization for Standardization (ISO), 21528-2 .
6. Salfinger Y., and Tortorello M.L. Fifth (Ed.), 2015, Compendium of Methods for the Microbiological Examination of Foods, 5th Ed., American Public Health Association, Washington, D.C.

Revision : 01 / 2018

### Disclaimer :

User must ensure suitability of the product(s) in their application prior to use. Products conform solely to the information contained in this and other related HiMedia™ publications. The information contained in this publication is based on our research and development work and is to the best of our knowledge true and accurate. HiMedia™ Laboratories Pvt Ltd reserves the right to make changes to specifications and information related to the products at any time. Products are not intended for human or animal or therapeutic use but for laboratory, diagnostic, research or further manufacturing use only, unless otherwise specified. Statements contained herein should not be considered as a warranty of any kind, expressed or implied, and no liability is accepted for infringement of any patents.



## Violet Red Bile Glucose Agar w/o Lactose

M581

### Intended Use:

Recommended for enumeration of Enterobacteriaceae in raw food and clinical samples. The composition and performance criteria are in accordance with ISO 21528-1&2:2017.

### Composition\*\*

Ingredients	Gms / Litre
Peptone	7.000
Yeast extract	3.000
Sodium chloride	5.000
Bile salts mixture	1.500
Glucose (Dextrose)	10.000
Neutral red	0.030
Crystal violet	0.002
Agar	12.000
Final pH ( at 25°C)	7.4±0.2

\*\*Formula adjusted, standardized to suit performance parameters

### Directions

Suspend 38.53 grams in 1000 ml purified/distilled water. Heat to boiling to dissolve the medium completely. **DO NOT AUTOCLAVE**. Cool to 45-50°C. Mix well and pour into sterile Petri plates.

### Principle And Interpretation

Violet Red Bile Agar, a modification of MacConkey original formulation (1) is used for the enumeration of coliform bacterial group. Violet Red Bile Glucose Agar w/o Lactose, a modification of VRBA (M049), was designed for the enumeration of *Enterobacteriaceae* (2). It employs the selective inhibitory components crystal violet and bile salts and the indicator system glucose and neutral red. Sought bacteria will dissimilate glucose and produce purple zones around the colonies (3). ISO committee has also recommended this medium (4). Selectivity of VRBGA can be increased by incubation under anaerobic conditions and/or at elevated temperature, i.e. equal to or above 42°C (5-7).

Peptone and yeast extract serve as sources of carbon, nitrogen, vitamins and other essential growth nutrients. Glucose is the fermentable carbohydrate, utilization of which leads to the production of acids. Neutral red indicator detects the acidity so formed. Crystal violet and bile salts mixture help to inhibit the accompanying gram-positive and unrelated flora. Sodium chloride maintains the osmotic equilibrium. Further biochemical tests are necessary for positive identification (8).

### Type of specimen

Clinical samples - faeces ; Food and dairy samples; Water samples

### Specimen Collection and Handling

For clinical samples follow appropriate techniques for handling specimens as per established guidelines (9,10).

For food and dairy samples, follow appropriate techniques for sample collection and processing as per guidelines (11-13).

For water samples, follow appropriate techniques for sample collection, processing as per guidelines and local standards(14). After use, contaminated materials must be sterilized by autoclaving before discarding.

### Warning and Precautions

In Vitro diagnostic use. For professional use only. Read the label before opening the container. Wear protective gloves/protective clothing/eye protection/face protection. Follow good microbiological lab practices while handling specimens and culture. Standard precautions as per established guidelines should be followed while handling clinical specimens. Safety guidelines may be referred in individual safety data sheets.

### Limitations

1. Over incubation may result in reverting of reaction.
2. Further biochemical tests must be carried out on colonies of pure culture for confirmation.

## Performance and Evaluation

Performance of the medium is expected when used as per the direction on the label within the expiry period when stored at recommended temperature.

### Quality Control

#### Appearance

Light yellow to pinkish beige homogeneous free flowing powder

#### Gelling

Firm, comparable with 1.2% Agar gel.

#### Colour and Clarity of prepared medium

Reddish purple coloured clear to slightly opalescent gel forms in Petri plates.

#### Reaction

Reaction of 3.85% w/v of aqueous solution at 25°C. pH : 7.4±0.2

#### pH

7.20-7.60

#### Cultural Response

Cultural characteristics was observed after an incubation at 35-37°C for 18-24 hours. Recovery rate is considered as 100% for bacteria growth on Soyabean Casein Digest Agar.

Organism	Inoculum (CFU)	Growth	Recovery	Colour of colony
<i>Escherichia coli</i> ATCC 25922 (00013*)	50 -100	good-luxuriant	≥50 %	pink-red
<i>Escherichia coli</i> ATCC 8739 (00012*)	50 -100	luxuriant	≥50 %	pink-red with bile precipitate
<i>Escherichia coli</i> NCTC 9002	50 -100	luxuriant	≥50 %	pink-red with bile precipitate
<i>Pseudomonas aeruginosa</i> ATCC 9027(00026*)	50 -100	good-luxuriant	≥50 %	pink to red
<i>Salmonella</i> Enteritidis ATCC 13076 (00030*)	50 -100	good-luxuriant	≥50 %	light pink
# <i>Klebsiella aerogenes</i> ATCC 13048 (00175*)	50 -100	good-luxuriant	≥50 %	pink-red
<i>Staphylococcus aureus</i> subsp. <i>aureus</i> ATCC 25923 (00034*)	≥10 <sup>4</sup>	inhibited	0%	
<i>Staphylococcus aureus</i> subsp. <i>aureus</i> ATCC 6538 (00032*)	≥10 <sup>4</sup>	inhibited	0%	

Key : (\*) Corresponding WDCM numbers. # - Formerly known as *Enterobacter aerogenes*

### Storage and Shelf Life

Store between 10-30°C in a tightly closed container and the prepared medium at 20-30°C. Use before expiry date on the label. On opening, product should be properly stored dry, after tightly capping the bottle in order to prevent lump formation due to the hygroscopic nature of the product. Improper storage of the product may lead to lump formation. Store in dry ventilated area protected from extremes of temperature and sources of ignition. Seal the container tightly after use. Product performance is best if used within stated expiry period.

### Disposal

User must ensure safe disposal by autoclaving and/or incineration of used or unusable preparations of this product. Follow established laboratory procedures in disposing of infectious materials and material that comes into contact with clinical sample must be decontaminated and disposed of in accordance with current laboratory techniques (9,10).



## Reference

1. MacConkey A., 1905, J. Hyg., 5, 333-379.
2. Mossel D. A. A., Eelderink I., Koopmans M. and Van Rossem F., 1978, Lab. practice, 27 No. 12: 1049.
3. Corry J. E. L., Curtis G. D. W. and Baird R. M., (Ed.), 1995, Culture Media for Food Microbiology, Vol. 34, Progress in Industrial Microbiology, Elsevier, Amsterdam.
4. International Organization for Standardization (ISO), 1993, Draft ISO/DIS 7402.
5. Mossel D. A. A. and Vega C. L., 1973, Hlth. Lab. Sci., 11:303
6. Mossel D. A. A., Eelderink I., Koopmans M. and Van Rossem F., 1979, Food Protect., 42 : 470
7. Mossel D. A. A. et al, 1986, J. Appl. Bacteriol., 60:289.
8. MacFaddin J. F., 1985, Media for Isolation-Cultivation-Identification-Maintenance of Medical Bacteria, Vol. 1, Williams and Wilkins, Baltimore.
9. Isenberg, H.D. Clinical Microbiology Procedures Handbook. 2nd Edition. Clinical Microbiology, 11th Edition. Vol. 1.
10. American Public Health Association, Standard Methods for the Examination of Dairy Products, 1978, 14th Ed., Washington D.C.
11. Salfinger Y., and Tortorello M.L. Fifth (Ed.), 2015, Compendium of Methods for the Microbiological Examination of Foods, 5th Ed., American Public Health Association, Washington, D.C.
12. Wehr H. M. and Frank J. H., 2004, Standard Methods for the Microbiological Examination of Dairy Products, 17th Ed., APHA Inc., Washington, D.C.
13. Lipps WC, Braun-Howland EB, Baxter TE, eds. Standard methods for the Examination of Water and Wastewater, 24th ed. Washington DC:APHA Press; 2023.

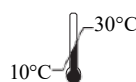
Revision : 05/2022



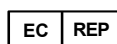
HiMedia Laboratories Pvt. Limited,  
Plot No.C-40, Road No.21Y,  
MIDC, Wagle Industrial Area,  
Thane (W) -400604, MS, India



**In vitro diagnostic  
medical device**



**Storage temperature**



CEpartner4U, Esdoornlaan 13,  
3951DB Maarn, NL  
www.cepartner4u.eu



**CE Marking**



**Do not use if  
package is damaged**

### Disclaimer :

User must ensure suitability of the product(s) in their application prior to use. Products conform solely to the information contained in this and other related HiMedia™ publications. The information contained in this publication is based on our research and development work and is to the best of our knowledge true and accurate. HiMedia™ Laboratories Pvt Ltd reserves the right to make changes to specifications and information related to the products at any time. Products are not intended for human or animal or therapeutic use but for laboratory, diagnostic, research or further manufacturing use only, unless otherwise specified. Statements contained herein should not be considered as a warranty of any kind, expressed or implied, and no liability is accepted for infringement of any patents.



## Tryptone Soya Yeast Extract Agar

M1214

Tryptone Soya Yeast Extract Agar is recommended for confirmation of *Listeria* in Henry's light.

### Composition\*\*

Ingredients	Gms / Litre
Casein enzymic hydrolysate	17.000
Papaic digest of soyabean meal	3.000
Sodium chloride	5.000
Dipotassium hydrogen phosphate	2.500
Dextrose	2.500
Yeast extract	6.000
Agar	15.000
Final pH ( at 25°C)	7.3±0.2

\*\*Formula adjusted, standardized to suit performance parameters

### Directions

Suspend 51 grams in 1000 ml distilled water. Heat to boiling to dissolve the medium completely. Sterilize by autoclaving at 15 lbs pressure (121°C) for 15 minutes. Mix well and pour into sterile Petri plates.

### Principle And Interpretation

Tryptone Soya Yeast Extract Agar is formulated as per APHA (1) for the isolation and cultivation of *L. monocytogenes* from foods. ISO Committee (2) has recommended this medium for confirmation of *Listeria* species and can also be used for the cultivation and maintenance of a wide variety of heterotrophic microorganisms (3).

Casein enzymic hydrolysate and papaic digest of soyabean meal provide amino acids and other complex nitrogenous substances. Dextrose is the energy source. Dipotassium hydrogen phosphate buffers the medium. Yeast extract is the rich source of vitamin B complex.

According to FDAs enrichment procedure (4) for isolation of *L. monocytogenes* from dairy products, the sample to be tested is inoculated in enrichment broth and incubated at 30°C for 24-48 hours. This culture is streaked on Modified McBride Listeria Agar (M891) with cycloheximide or Lithium-Phenylethanol-Moxalactam (LPM) Agar (M1228) and incubated at 35°C for 48 hours. Presumptive *Listeria* colonies are selected under 45° transillumination and colonies are further purified on Tryptone Soya Yeast Extract Agar under the light illumination. *Listeria* colonies are dense white to iridescent white appearing as crushed glass. Other colonies tend to be yellowish or orange.

### Quality Control

#### Appearance

Cream to yellow homogeneous free flowing powder

#### Gelling

Firm, comparable with 1.5% Agar gel

#### Colour and Clarity of prepared medium

Yellow coloured clear to slightly opalescent gel forms in Petri plates.

#### Reaction

Reaction of 5.1% w/v aqueous solution at 25°C. pH : 7.3±0.2

#### pH

7.10-7.50

#### Cultural Response

M1214: Cultural characteristics observed after an incubation at 30-37°C for 24-48 hours.

Organism	Inoculum (CFU)	Growth	Recovery
----------	-------------------	--------	----------

**Cultural Response**

<i>Listeria monocytogenes</i> ATCC 19111	50-100	good-luxuriant	$\geq 70\%$
<i>Listeria monocytogenes</i> ATCC 19118	50-100	good-luxuriant	$\geq 70\%$

**Storage and Shelf Life**

Store below 30°C in tightly closed container and the prepared medium at 2 - 8°C. Use before expiry date on the label.

**Reference**

1. Vanderzant C. and Splittstoesser D. F., (Eds.), 1992, Compendium of Methods for the Microbiological Examination of Foods, 3rd Ed., APHA, Washington, D.C.
2. International Organization for Standardization (ISO), 1993, Draft, ISO/DIS 10560.
3. Atlas R. M. 2004, 3rd Ed., Handbook of Microbiological Media, Parks, L.C. (Ed.), CRC Press, Boca Raton.
4. FDA, Bacteriological Analytical Manual, 2005, 18th Ed., AOAC, Washington, DC.

Revision : 02 / 2015

**Disclaimer :**

User must ensure suitability of the product(s) in their application prior to use. Products conform solely to the information contained in this and other related HiMedia™ publications. The information contained in this publication is based on our research and development work and is to the best of our knowledge true and accurate. HiMedia™ Laboratories Pvt Ltd reserves the right to make changes to specifications and information related to the products at any time. Products are not intended for human or animal or therapeutic use but for laboratory, diagnostic, research or further manufacturing use only, unless otherwise specified. Statements contained herein should not be considered as a warranty of any kind, expressed or implied, and no liability is accepted for infringement of any patents.



## Tryptone Soya Yeast Extract Broth

M1263

### Intended Use:

Recommended for confirmation of *Listeria* in Henry's light.

### Composition\*\*

Ingredients	Gms / Litre
Tryptone	17.000
Soya peptone	3.000
Sodium chloride	5.000
Dipotassium hydrogen phosphate	2.500
Dextrose (Glucose)	2.500
Yeast extract	6.000
Final pH ( at 25°C)	7.3±0.2

\*\*Formula adjusted, standardized to suit performance parameters

### Directions

Suspend 36 grams in 1000 ml purified / distilled water. Heat if necessary to dissolve the medium completely. Dispense in tubes or flasks as desired. Sterilize by autoclaving at 15 lbs pressure (121°C) for 15 minutes.

### Principle And Interpretation

Tryptone Soya Yeast Extract Broth is formulated as per APHA (1) for the isolation and cultivation of *Listeria monocytogenes* from foods. ISO Committee (2) has recommended for the cultivation and maintenance of a wide variety of heterotrophic microorganisms (3).

Tryptone and soya peptone provide nitrogenous and carbonaceous compounds, long chain amino acids and other essential nutrients. Dextrose is the energy source. Dipotassium hydrogen phosphate acts as buffering system to control pH. Yeast extract is the rich source of vitamin B complex.

According to FDA's enrichment procedure (4) for isolation of *Listeria monocytogenes* from dairy products, the sample to be tested is inoculated in enrichment broth and incubated at 30°C for 24-48 hour

### Type of specimen

Food and dairy samples

### Specimen Collection and Handling:

According to FDA's enrichment procedure (4) for isolation of *Listeria monocytogenes* from dairy products, the sample to be tested is inoculated in enrichment broth and incubated at 30°C for 24-48 hours.

### Warning and Precautions :

Read the label before opening the container. Wear protective gloves/protective clothing/eye protection/ face protection. Follow good microbiological lab practices while handling specimens and culture. Standard precautions as per established guidelines should be followed while handling specimens. Safety guidelines may be referred in individual safety data sheets.

### Limitations :

1. Further confirmation of organisms on selective media is required.

### Performance and Evaluation

Performance of the medium is expected when used as per the direction on the label within the expiry period when stored at recommended temperature.

### Quality Control

#### Appearance

Cream to yellow homogeneous free flowing powder

#### Colour and Clarity of prepared medium

Yellow coloured clear solution in tubes.

#### Reaction

Reaction of 3.6% w/v aqueous solution at 25°C. pH : 7.3±0.2

**pH**

7.10-7.50

**Cultural Response**

Cultural characteristics observed after an incubation at 30-37°C for 24-48 hours.

<b>Organism</b>	<b>Inoculum (CFU)</b>	<b>Growth</b>
<i>Listeria monocytogenes</i> ATCC 19117	50-100	good-luxuriant
<i>Listeria monocytogenes</i> ATCC 19111 (00020*)	50-100	good-luxuriant
<i>Listeria monocytogenes</i> ATCC 19118	50-100	good-luxuriant

Key : \*Corresponding WDCM numbers.

**Storage and Shelf Life**

Store between 10-30°C in a tightly closed container and the prepared medium at 15-25°C. Use before expiry date on the label. On opening, product should be properly stored dry, after tightly capping the bottle in order to prevent lump formation due to the hygroscopic nature of the product. Improper storage of the product may lead to lump formation. Store in dry ventilated area protected from extremes of temperature and sources of ignition. Seal the container tightly after use. Product performance is best if used within stated expiry period.

**Disposal**

User must ensure safe disposal by autoclaving and/or incineration of used or unusable preparations of this product. Follow established laboratory procedures in disposing of infectious materials and material that comes into contact with sample must be decontaminated and disposed of in accordance with current laboratory techniques (5,6).

**Reference**

1. Vanderzant C. and Splittstoesser D. F., (Eds.), 1992, Compendium of Methods for the Microbiological Examination of Foods, 3rd Ed., APHA, Washington, D.C.
2. International Organization for Standardization (ISO), 1993, Draft, ISO/DIS 10560.
3. Atlas R. M. 2004, 3rd Ed., Handbook of Microbiological Media, Parks, L.C. (Ed.), CRC Press, Boca Raton.
4. FDA, Bacteriological Analytical Manual, 2005, 18th Ed., AOAC, Washington, DC.
5. Isenberg, H.D. Clinical Microbiology Procedures Handbook 2<sup>nd</sup> Edition.
6. Jorgensen, J.H., Pfaller, M.A., Carroll, K.C., Funke, G., Landry, M.L., Richter, S.S and Warnock., D.W. (2015) Manual of Clinical Microbiology, 11th Edition. Vol. 1.

Revision : 04 / 2022

**Disclaimer :**

User must ensure suitability of the product(s) in their application prior to use. Products conform solely to the information contained in this and other related HiMedia™ publications. The information contained in this publication is based on our research and development work and is to the best of our knowledge true and accurate. HiMedia™ Laboratories Pvt Ltd reserves the right to make changes to specifications and information related to the products at any time. Products are not intended for human or animal or therapeutic use but for laboratory, diagnostic, research or further manufacturing use only, unless otherwise specified. Statements contained herein should not be considered as a warranty of any kind, expressed or implied, and no liability is accepted for infringement of any patents.



## Tryptone Bile Glucuronic Agar (TBX Agar)

M1591

### Intended use

Selective agar for the detection and enumeration of *Escherichia coli* in foodstuffs, animal feed, water and clinical samples.

### Composition\*\*

Ingredients	Gms / Litre
Bile salt mixture	1.500
Tryptone	20.000
X-β-D-glucuronic acid	0.075
Dimethyl sulfoxide	3.000
Agar	15.000
Final pH ( at 25°C)	7.2±0.2

\*\*Formula adjusted, standardized to suit performance parameters

### Directions

Suspend 39.6 grams in 1000 ml purified/distilled water. Heat to boiling to dissolve the medium completely. Sterilize by autoclaving at 15 lbs pressure (121°C) for 15 minutes. Cool to 45-50°C. Mix well and pour in sterile Petri plates.

### Principle And Interpretation

The formulation of Tryptone Bile Glucuronic Agar is in accordance with ISO 16649-2 (1). Tryptone Bile Glucuronic Agar contains the enzyme β -D- glucuronidase which differentiates most *E.coli* species from other coliforms.

*E.coli* absorbs the chromogenic substrate 5-bromo-4-chloro-3-indolyl-β-D-glucuronide (2).The enzyme β-glucuronidase splits the bond between the chromophore 5-bromo-4-chloro-3-indolyl and the β-D-glucuronide. *E.coli* colonies are blue green coloured (3,4). Growth of accompanying gram positive flora is largely inhibited by the use of bile salts and the high incubation temperature of 44°C.

### Type of specimen

Clinical samples - urine, Food samples ; Water samples

### Specimen Collection and Handling:

For clinical samples follow appropriate techniques for handling specimens as per established guidelines (3,5).

For food samples, follow appropriate techniques for sample collection and processing as per guidelines (6).

For water samples, follow appropriate techniques for sample collection, processing as per guidelines and local standards (7).

After use, contaminated materials must be sterilized by autoclaving before discarding.

### Warning and Precautions

In Vitro diagnostic use. For professional use only. Read the label before opening the container. Wear protective gloves/protective clothing/eye protection/ face protection. Follow good microbiological lab practices while handling specimens and culture. Standard precautions as per established guidelines should be followed while handling clinical specimens. Safety guidelines may be referred in individual safety data sheets.

### Limitations

1. β-glucuronidase is present in 97% of *E.coli* strains, however few *E.coli* may be negative.
2. Some species may show poor growth due to nutritional variations.

### Performance and Evaluation

Performance of the medium is expected when used as per the direction on the label within the expiry period when stored at recommended temperature.

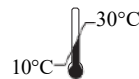




HiMedia Laboratories Pvt. Limited,  
Plot No.C-40, Road No.21Y,  
MIDC, Wagle Industrial Area,  
Thane (W) -400604, MS, India



*In vitro* diagnostic  
medical device



Storage temperature



CEpartner4U, Esdoornlaan 13,  
3951DB Maarn, NL  
[www.cepartner4u.eu](http://www.cepartner4u.eu)



CE Marking



Do not use if  
package is damaged

#### Disclaimer :

User must ensure suitability of the product(s) in their application prior to use. Products conform solely to the information contained in this and other related HiMedia™ publications. The information contained in this publication is based on our research and development work and is to the best of our knowledge true and accurate. HiMedia™ Laboratories Pvt Ltd reserves the right to make changes to specifications and information related to the products at any time. Products are not intended for human or animal or therapeutic use but for laboratory, diagnostic, research or further manufacturing use only, unless otherwise specified. Statements contained herein should not be considered as a warranty of any kind, expressed or implied, and no liability is accepted for infringement of any patents.





## Skim Milk Plate Count Agar

M1623

Skim Milk Plate Count Agar is recommended for determining the microbial count in milk and dairy products.

### Composition\*\*

Ingredients	Gms / Litre
Casein enzymic hydrolysate	5.000
Yeast extract	2.500
Skim milk powder	1.000
Glucose	1.000
Agar	10.500
Final pH ( at 25°C)	7.0±0.2

\*\*Formula adjusted, standardized to suit performance parameters

### Directions

Suspend 20 grams in 1000 ml distilled water. Allow it to stand for about 15 minutes, place in a cold water bath and heat gently with frequent shaking to dissolve the medium completely. Sterilize by autoclaving at 15 lbs pressure (121°C) for 15 minutes. Mix well and pour into sterile Petri plates.

### Principle And Interpretation

Skim Milk Plate Count Agar complies with the recommendation of the International Dairy Federation (1, 2) and the DIN Norm 10192 (3) for the examination of milk and dairy products.

Casein enzymic hydrolysate provides amino acids and other complex nitrogenous substances. Yeast extract supplies vitamin B complex. Addition of skim milk in the medium makes the conditions optimal for microorganisms which grow in milk. A wide range of microorganisms can be cultured and enumerated on this medium.

### Quality Control

#### Appearance

Cream to yellow homogeneous free flowing powder

#### Gelling

Firm, comparable with 1.05% Agar gel.

#### Colour and Clarity of prepared medium

Light yellow coloured clear to slightly opalescent gel forms in Petri plates

#### Reaction

Reaction of 2.0% w/v aqueous solution at 25°C. pH : 7.0±0.2

#### pH

6.80-7.20

#### Cultural Response

M1623: Cultural characteristics observed after an incubation at 35-37°C for 18-24 hours.

Organism	Inoculum (CFU)	Growth	Recovery
<i>Staphylococcus aureus</i> ATCC 25923	50-100	luxuriant	≥70%
<i>Lactococcus lactis</i> spp. LactisATCC 19435	50-100	luxuriant	≥70%
<i>Listeria monocytogenes</i> ATCC 19118	50-100	Luxuriant	≥70%
<i>Bacillus cereus</i> ATCC 11778	50-100	luxuriant	≥70%

---

<i>Escherichia coli</i> ATCC 25922	50-100	luxuriant	>=70%
<i>Pseudomonas aeruginosa</i> ATCC 27853	50-100	luxuriant	>=70%
<i>Candida albicans</i> ATCC 10231	50-100	luxuriant	>=70%

### Storage and Shelf Life

Store below 30°C in tightly closed container and the prepared medium at 2 - 8°C. Use before expiry date on the label.

### Reference

1. DIN Deutsches Institut für Normung e.V.: Mikrobiologische Milchuntersuchung; Bestimmung der Keimzahl (Referenzverfahren) - DIN 10192.
2. Internationaler Milchwirtschaftsverband: Milch u. Milchprodukte, Zählung von Mikroorganismen (Koloniezählung bei 30 °C) - Internationaler Standard 100 (1991).
3. Internationaler Milchwirtschaftsverband: Flüssige Milch. Zählung von psychotrophen Mikroorganismen (Koloniezählung bei 6,5°C). - Internationaler Standard 101 (1991).

Revision : 02 / 2015

### Disclaimer :

User must ensure suitability of the product(s) in their application prior to use. Products conform solely to the information contained in this and other related HiMedia™ publications. The information contained in this publication is based on our research and development work and is to the best of our knowledge true and accurate. HiMedia™ Laboratories Pvt Ltd reserves the right to make changes to specifications and information related to the products at any time. Products are not intended for human or animal or therapeutic use but for laboratory, diagnostic, research or further manufacturing use only, unless otherwise specified. Statements contained herein should not be considered as a warranty of any kind, expressed or implied, and no liability is accepted for infringement of any patents.



## L- Lysine Decarboxylase Saline Broth (LDC)

M1778I

### Intended use

Recommended for confirmation of *Vibrio* species on the basis of lysine decarboxylation from food and animal feeding stuff, and environmental samples in areas of food manufacturing and food handling. The composition and performance of this medium is as per the specification laid down in ISO 21872-1:2017.

### Composition\*\*

Ingredients	Gms / Litre
Yeast Extract	3.000
L-Lysine monohydrochloride	5.000
Glucose (Dextrose)	1.000
Sodium chloride	10.000
Bromocresol purple	0.015
pH after sterilization ( at 25°C)	6.80±0.2

\*\*Formula adjusted, standardized to suit performance parameters

### Directions

Suspend 19.01 grams in 1000 ml purified / distilled water. Heat, if necessary, to dissolve the medium completely. Dispense the medium in quantities of approximately 2ml to 5ml into narrow test tube. Sterilize by autoclaving at 15 lbs pressure (121° C) for 15 minutes.

### Principle And Interpretation

*Vibrio parahaemolyticus* is a halophilic estuarine organism. This organism can be isolated from a variety of sea food product and marine environments. The organism, when isolated from fresh sea food, is usually found in low number and is sensitive to refrigeration and heat.

This medium is recommended by ISO (1) for biochemical identification of *Vibrio parahaemolyticus* and *Vibrio cholerae* on the basis of lysine decarboxylation from food and animal feeding stuff, and environmental samples in areas of food manufacturing and food handling.

Yeast extract provide nitrogen and carbon compounds, growth factors essential for the growth of *Vibrio species*. Sodium chloride maintains osmotic balance and facilitate easy growth of *Vibrio species*. Glucose is the fermentable carbohydrate and bromocresol purple is the pH indicator.

During the initial stages of incubation, fermentation of glucose by the organisms, with acid production results in a colour change of indicator to yellow. On further incubation, if L-Lysine is decarboxylate to cadaverine, there will be an alkaline reaction and indicator colour will then change to purple. If colour remains yellow, the decarboxylase reaction is negative.

### Type of specimen

Food and animal feeding stuffs, environmental samples from areas in food production and food handling.

### Specimen Collection and Handling

For food and animal feeding stuff, follow appropriate techniques for sample collection and processing as per guidelines (3). After use, contaminated materials must be sterilized by autoclaving before discarding.

### Warning and Precautions

Read the label before opening the container. Wear protective gloves/protective clothing/eye protection/ face protection. Follow good microbiological lab practices while handling specimens and culture. Standard precautions as per established guidelines should be followed while handling specimens. Safety guidelines may be referred in individual safety data sheets.

### Limitations

1. Other biochemical tests must be carried out for further confirmation.

## Performance and Evaluation

Performance of the medium is expected when used as per the direction on the label within the expiry period when stored at recommended temperature.

### Quality Control

#### Appearance

Light yellow to greenish yellow homogeneous free flowing powder

#### Colour and Clarity of prepared medium

Purple coloured clear solution forms in tubes

#### Reaction

Reaction of 1.9% w/v aqueous solution after sterilization at 25°C. pH : 6.60-7.00

#### Cultural Response

Cultural characteristics observed after an incubation at 37°C± 1°C for 24 ± 4 hours.(Inoculated tubes are overlaid with sterile mineral oil).

Organism	Inoculum (CFU)	Lysine decarboxylation
<i>Vibrio parahaemolyticus</i> NCTC 10885 (00185*)	50-100	Positive (Purple colour with turbidity)
* <i>Vibrio furnissii</i> NCTC 11218 (00186*)	50-100	Positive (Purple colour with turbidity)
<i>Vibrio vulnificus</i> ATCC 27562 (00129*)	50-100	Positive (Purple colour with turbidity)
<i>Vibrio mimicus</i> ATCC 33653	50-100	Positive (Purple colour with turbidity)
<i>Vibrio alginolyticus</i> ATCC 17749	50-100	Positive (Purple colour with turbidity)

Key : \*Corresponding WDCM numbers.

\*\* Formerly known as *Vibrio cholerae*

### Storage and Shelf Life

Store between 10-30°C in a tightly closed container and the prepared medium at 20-30°C. Use before expiry date on the label. On opening, product should be properly stored dry, after tightly capping the bottle in order to prevent lump formation due to the hygroscopic nature of the product. Improper storage of the product may lead to lump formation. Store in dry ventilated area protected from extremes of temperature and sources of ignition Seal the container tightly after use. Product performance is best if used within stated expiry period.

### Disposal

User must ensure safe disposal by autoclaving and/or incineration of used or unusable preparations of this product. Follow established laboratory procedures in disposing of infectious materials and material that comes into contact with sample must be decontaminated and disposed of in accordance with current laboratory techniques (1,2).

### Reference

1. Isenberg, H.D. Clinical Microbiology Procedures Handbook 2nd Edition.
2. Jorgensen, J.H., Pfaller, M.A., Carroll, K.C., Funke, G., Landry, M.L., Richter, S.S and Warnock., D.W. (2015) Manual of Clinical Microbiology, 11th Edition. Vol. 1.
3. Microbiology of food and animal feeding stuffs - Horizontal method for detection of potentially enteropathogenic *Vibrio* spp.- Part 1: International Organization for Standardization (ISO), 21872-1:2017

Revision : 00 / 2019

#### Disclaimer :

User must ensure suitability of the product(s) in their application prior to use. Products conform solely to the information contained in this and other related HiMedia™ publications. The information contained in this publication is based on our research and development work and is to the best of our knowledge true and accurate. HiMedia™ Laboratories Pvt Ltd reserves the right to make changes to specifications and information related to the products at any time. Products are not intended for human or animal or therapeutic use but for laboratory, diagnostic, research or further manufacturing use only, unless otherwise specified. Statements contained herein should not be considered as a warranty of any kind, expressed or implied, and no liability is accepted for infringement of any patents.



## Dichloran Rose Bengal Chloramphenicol Agar (DRBC Agar) M1881

### Intended Use:

Recommended for selective isolation of fungi-yeasts and moulds of significance in food spoilage. The composition and performance criteria are in accordance with ISO 21527-1:2008.

### Composition\*\*

Ingredients	Gms / Litre
Peptone	5.000
Dextrose (Glucose)	10.000
Potassium dihydrogen phosphate	1.000
Magnesium sulphate	0.500
Rose Bengal	0.025
Chloramphenicol	0.100
Dichloran	0.002
Agar	15.000
Final pH ( at 25°C)	5.6±0.2

\*\*Formula adjusted, standardized to suit performance parameters

### Directions

Suspend 31.63 grams in 1000 ml purified / distilled water. Heat to boiling to dissolve the medium completely. Sterilize by autoclaving at 15 lbs pressure (121°C) for 15 minutes. Cool to 45-50°C. Mix well and pour into sterile Petri plates.

### Principle And Interpretation

Dichloran Rose Bengal Chloramphenicol Agar (DRBC Agar) is formulated by as described by King et.al (1) and is recommended for selective isolation of yeasts and moulds especially in food samples. It is recommended by ISO (2) This medium is a modification of Rose Bengal Chloramphenicol Agar which additionally contains dichloran.

Peptone provides nitrogenous compounds, carbon, long chain amino acids, vitamins and other essential growth nutrients. Dextrose (Glucose) is a carbohydrate source. Phosphate buffers the medium. Magnesium sulfate provides divalent cations and sulfate. Dichloran is an antifungal agent, added to the medium to reduce colony diameters of spreading fungi. Rose Bengal exhibits an improved inhibitory activity at pH 5.6 and hence the final pH of the medium is maintained at 5.6 for the inhibition of spreading fungi (1) The presence of rose bengal in the medium suppresses the growth of bacteria and restricts the size and colonies of the more rapidly growing moulds. Chloramphenicol is included to inhibit the growth of bacteria present in environmental and food samples. Inhibition of growth of bacteria and restriction of spreading of more-rapidly growing moulds aids in the isolation of slow-growing fungi by preventing their overgrowth by more-rapidly growing species. Additionally Rose Bengal is taken by yeast and moulds colonies, which allows these colonies to be easily recognized and enumerated.

This medium should not be exposed to direct light as rose bengal undergoes photo-degradation leading to formation of toxic chemicals for fungi (3,4).

### Type of specimen

Food sample : Eggs, Meat, Dairy products (except milk powder), Fruits, Vegetables, Fresh pastes, etc.

### Specimen Collection and Handling

For food and dairy samples, follow appropriate techniques for sample collection and processing as per guidelines (3,5,6).

After use, contaminated materials must be sterilized by autoclaving before discarding.

### Warning and Precautions

Read the label before opening the container. Wear protective gloves/protective clothing/eye protection/ face protection. Follow good microbiological lab practices while handling specimens and culture. Standard precautions as per established guidelines should be followed while handling specimens. Safety guidelines may be referred in individual safety data sheets.

## Limitations

1. Individual organisms differ in their growth requirement and may show variable growth patterns on the medium.
2. Further biochemical identification is necessary for confirmation.

## Performance and Evaluation

Performance of the medium is expected when used as per the direction on the label within the expiry period when stored at recommended temperature.

## Quality Control

### Appearance

Light yellow to pink homogeneous free flowing powder

### Gelling

Firm, comparable with 1.5% Agar gel

### Colour and Clarity of prepared medium

Pink coloured, clear to slightly opalescent gel forms in Petri plates

### Reaction

Reaction of 3.16% w/v aqueous solution at 25°C. pH : 5.6±0.2

### pH

5.40-5.80

### Cultural Response

Cultural characteristics observed after an incubation at 25-30°C for upto 6 days.

Organism	Inoculum (CFU)	Growth	Recovery
<i>Bacillus subtilis subsp. spizizenii</i> ATCC 6633 (00003)*	≥10 <sup>4</sup>	inhibited	0%
<i>Candida albicans</i> ATCC 10231 (00054)*	50-100	good-luxuriant	≥50%
<i>Escherichia coli</i> ATCC 25922 (00013)*	≥10 <sup>4</sup>	inhibited	0%
<i>Escherichia coli</i> ATCC 8739 (00012)*	≥10 <sup>4</sup>	inhibited	0%
<i>Mucor racemosus</i> ATCC 42647 (00181)*		good-luxuriant	
<i>Saccharomyces cerevisiae</i> ATCC 9763 (00058)*	50-100	good-luxuriant	≥50%
<i>Aspergillus brasiliensis</i> ATCC 16404 (00053)*		good-luxuriant	

Key : (\*) - Corresponding WDCM numbers

## Storage and Shelf Life

Store the dehydrated powder and the prepared medium between 15-25°C in a tightly closed container. Use before expiry date on the label. On opening, product should be properly stored dry, after tightly capping the bottle in order to prevent lump formation due to the hygroscopic nature of the product. Improper storage of the product may lead to lump formation. Store in dry ventilated area protected from extremes of temperature and sources of ignition. Seal the container tightly after use. Product performance is best if used within stated expiry period.

## Disposal

User must ensure safe disposal by autoclaving and/or incineration of used or unusable preparations of this product. Follow established laboratory procedures in disposing of infectious materials and material that comes into contact with sample must be decontaminated and disposed of in accordance with current laboratory techniques (7,8).

## Reference

1. King D.A. Jr., Hocking A.D. and Pitt J.I., 1979, J. Appl. Environ. Microbiol., 37:959.
2. Microbiology of food and animal feeding stuffs -- Horizontal method for the enumeration of yeasts and moulds -- Part 1: Colony count technique in products with water activity greater than 0,95, ISO 21527-1:2008
3. Salfinger Y., and Tortorello M.L. Fifth (Ed.), 2015, Compendium of Methods for the Microbiological Examination of Foods, American Public Health Association, Washington, D.C.
4. Sharp A.N. and Jackson A.K., 1972, J. Appl. Bact., 24:175.
5. American Public Health Association, Standard Methods for the Examination of Dairy Products, 1978, 14th Ed., Washington D.C.
6. Wehr H. M. and Frank J. H., 2004, Standard Methods for the Microbiological Examination of Dairy Products, 17th Ed., APHA Inc., Washington, D.C.
7. Isenberg, H.D. Clinical Microbiology Procedures Handbook 2nd Edition.
8. Jorgensen, J.H., Pfaller, M.A., Carroll, K.C., Funke, G., Landry, M.L., Richter, S.S and Warnock., D.W. (2015) Manual of Clinical Microbiology, 11th Edition. Vol. 1.

Revision : 05/2023

### Disclaimer :

User must ensure suitability of the product(s) in their application prior to use. Products conform solely to the information contained in this and other related HiMedia™ publications. The information contained in this publication is based on our research and development work and is to the best of our knowledge true and accurate. HiMedia™ Laboratories Pvt Ltd reserves the right to make changes to specifications and information related to the products at any time. Products are not intended for human or animal or therapeutic use but for laboratory, research or further manufacturing use only, unless otherwise specified. Statements contained herein should not be considered as a warranty of any kind, expressed or implied, and no liability is accepted for infringement of any patents.

### Buffer Solution pH 4.0 ( $\pm 0.02$ )

<u>Product Name</u>	<u>Product Code</u>	<u>Kit Packing</u>
Buffer solution pH 4.0 ( $\pm 0.02$ )	ML061-500ML	500 ml

#### Introduction:

Buffer Solution pH 4.0 ( $\pm 0.02$ ) is used as a standard buffer in Molecular Biology. It is mainly used as a calibration buffer for the pH meters. A buffer solution is one which resists changes in pH when small quantities of an acid or an alkali are added to it. An acidic buffer solution is simply one which has a pH less than 7. Acidic buffer solutions are usually made from a weak acid and one of its salts, often a sodium salt.

#### Description:

The pH of a solution is the most common routinely performed measurement in a molecular biology laboratory. As the pH of any solution affects all chemical and biochemical reactions, it is very important to have a reliable and accurate measurement of it. The pH-meters are used to measure the pH of any solution. It functions by measuring the voltage developed between two electrodes immersed in the sample and compare that value to a calibration derived from the same electrode pair and known standards. These standard buffer solutions must be accurate and reliable and are used for pH meter calibration. A properly calibrated pH meter gives more precise and accurate readings.

#### Application:

Buffer Solution pH 4.0 ( $\pm 0.02$ ) is used as a standard buffer for the calibration of pH meters. This pH buffer solution calibrates the pH meter to a pH of 4.0 at 25°C.

#### Properties:

Appearance	: Colorless solution
Clarity	: Clear and free of particles
pH	: 4.0 $\pm$ 0.02 at 25 °C
Sterility	: No Bacterial or Fungal growth observed after 14 days of incubation as per USP Specifications
Suitability test	: This solution has been tested and is suitable for use as a standard pH buffer for calibration of pH meter

---

Please refer disclaimer Overleaf.



### Storage conditions:

The Buffer solution pH 4.0 ( $\pm 0.02$ ) has to be stored at 15-25°C). Under recommended condition, the reagent is stable for 36 months.

### Warning and Precautions

Not for Medicinal Use. Read the SDS carefully before beginning the protocol. Wear protective gloves/protective clothing/eye protection/face protection. Follow good clinical laboratory practices while handling clinical samples. Standard precautions should be followed as per established guidelines. Safety guidelines may be referred in safety data sheets of the product.

### Performance and Evaluation

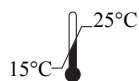
Performance of the solution is expected when the solution is stored at recommended temperature and within the expiry period.

### Safety Information

The Buffer solution pH 4.0 ( $\pm 0.02$ ), is for laboratory use only, not for drug, household or other uses. Take appropriate laboratory safety measures and wear gloves and safety goggles when handling. Not compatible with disinfecting agents containing bleach. Please refer the Safety Data Sheet (SDS) for information regarding hazards and safe handling practices.

### Technical Assistance

At HiMedia we pride ourselves on the quality and availability of our technical support. For any kind of technical assistance, mail at [mb@himedialabs.com](mailto:mb@himedialabs.com).



Storage temperature



Do not use if package is damaged



HiMedia Laboratories Private Limited,  
Reg. Off: Plot No. C-40, Road No. 21Y,  
MIDC, Wagle Industrial Area, Thane,  
(West) 400604, Maharashtra, INDIA.  
Web: [www.himedialabs.com](http://www.himedialabs.com)



01/2025

PIML061\_0/0122

ML061-03

### Disclaimer :

User must ensure suitability of the product(s) in their application prior to use. Products conform solely to the information contained in this and other related HiMedia™ publications. The information contained in this publication is based on our research and development work and is to the best of our knowledge true and accurate. HiMedia™ Laboratories Pvt Ltd reserves the right to make changes to specifications and information related to the products at any time. Products are not intended for human or animal or therapeutic use but for laboratory, diagnostic, research or further manufacturing use only, unless otherwise specified. Statements contained herein should not be considered as a warranty of any kind, expressed or implied, and no liability is accepted for infringement of any patents.

HiMedia Laboratories Pvt. Ltd. Reg. office : Plot No. C-40, Road No. 21Y, MIDC, Wagle Industrial Area, Thane, (West) 400604, Maharashtra, INDIA.  
Customer Care No.: 00-91-22-6116 9797 Tel: 00-91-22-6147 1919, 6903 4800 Email: [techhelp@himedialabs.com](mailto:techhelp@himedialabs.com) Website: [www.himedialabs.com](http://www.himedialabs.com)

### Buffer Solution pH 7.0 ( $\pm 0.02$ )

<u>Product Name</u>	<u>Product Code</u>	<u>Kit Packing</u>
Buffer solution pH 7.0 ( $\pm 0.02$ )	ML062-500ML	500ml

#### Introduction:

Buffer Solution pH 7.0 ( $\pm 0.02$ ) is used as a standard buffer in Molecular Biology. It is mainly used as a calibration buffer for the pH meters. A buffer solution is one which resists changes in pH when small quantities of an acid or an alkali are added to it.

#### Description:

The pH of a solution is the most common routinely performed measurement in a molecular biology laboratory. As the pH of any solution affects all chemical and biochemical reactions, it is very important to have a reliable and accurate measurement of it. The pH-meters are used to measure the pH of any solution. It functions by measuring the voltage developed between two electrodes immersed in the sample and compare that value to a calibration derived from the same electrode pair and known standards. These standard buffer solutions must be accurate and reliable and are used for pH meter calibration. A properly calibrated pH meter gives more precise and accurate readings.

#### Application:

Buffer Solution pH 7.0 ( $\pm 0.02$ ) is used as a standard buffer for the calibration of pH meters. This pH buffer solution calibrates the pH meter to a pH of 7.0 at 25°C.

#### Properties:

Appearance	:	Colorless solution
Clarity	:	Clear and free of particles
pH	:	7.0 $\pm$ 0.02
Sterility	:	No Bacterial or Fungal growth observed after 14 days of incubation as per USP Specifications
Suitability test	:	This solution has been tested and is suitable for use as standard buffer for pH meter calibration

---

Please refer disclaimer Overleaf.

### Storage conditions:

The Buffer solution pH 7.0 ( $\pm 0.02$ ) has to be stored at 15-25°C. Under recommended condition, the reagent is stable for 36 months.

### Warning and Precautions

Not for Medicinal Use. Read the SDS carefully before beginning the protocol. Wear protective gloves/protective clothing/eye protection/face protection. Follow good clinical laboratory practices while handling clinical samples. Standard precautions should be followed as per established guidelines. Safety guidelines may be referred in safety data sheets of the product.

### Performance and Evaluation

Performance of the solution is expected when the solution is stored at recommended temperature and within the expiry period.

### Safety Information

The Buffer Solution pH 7.0 ( $\pm 0.02$ ), is for laboratory use only, not for drug, household or other uses. Take appropriate laboratory safety measures and wear gloves and safety goggles when handling. Not compatible with disinfecting agents containing bleach. Please refer the Safety Data Sheet (SDS) for information regarding hazards and safe handling practices.

### Technical Assistance

At HiMedia we pride ourselves on the quality and availability of our technical support. For any kind of technical assistance, mail at [mb@himedialabs.com](mailto:mb@himedialabs.com).



Storage temperature



Do not use if package is damaged



HiMedia Laboratories Private Limited,  
Reg. Off: Plot No. C-40, Road No. 21Y,  
MIDC, Wagle Industrial Area, Thane,  
(West) 400604, Maharashtra, INDIA.  
Web: [www.himedialabs.com](http://www.himedialabs.com)



01/2025

PIML062\_0/0122

ML062-03

### Disclaimer :

User must ensure suitability of the product(s) in their application prior to use. Products conform solely to the information contained in this and other related HiMedia™ publications. The information contained in this publication is based on our research and development work and is to the best of our knowledge true and accurate. HiMedia™ Laboratories Pvt Ltd reserves the right to make changes to specifications and information related to the products at any time. Products are not intended for human or animal or therapeutic use but for laboratory, diagnostic, research or further manufacturing use only, unless otherwise specified. Statements contained herein should not be considered as a warranty of any kind, expressed or implied, and no liability is accepted for infringement of any patents.

HiMedia Laboratories Pvt. Ltd. Reg.office : Plot No. C-40, Road No. 21Y, MIDC, Wagle Industrial Area, Thane, (West) 400604, Maharashtra, INDIA.  
Customer Care No.: 00-91-22-6116 9797 Tel: 00-91-22-6147 1919, 6903 4800 Email: [techhelp@himedialabs.com](mailto:techhelp@himedialabs.com) Website: [www.himedialabs.com](http://www.himedialabs.com)



## McFarland Standard set

**R092**

McFarland standards are used to perform spectrophotometric comparisons of bacterial densities in water, saline or liquid growth medium. It provides laboratory guidance for the standardization of numbers of bacteria for susceptibility testing or other procedure requiring a standardization of the inoculum like growth promotion test (GPT).

### Set Contains:

R092A (Standard 0.5)- 1 tube

R092B (Standard 1)-1 tube

R092C (Standard 2)- 1 tube

R092D (Standard 3)- 1 tube

R092E (Standard 4)- 1 tube

### Directions

Prepare the inoculum of culture required for testing by using sterile saline. Match the density of the resultant suspension with the density of the desired standard. The standards must be thoroughly mixed on a vortex mixture at the time of use to obtain a uniform suspension. Adjust the density of cell suspension by adding saline if it is more turbid as compared to the desired standard or by adding culture if it is dilute. Check the density of the turbidity by determining the absorbance of 0.5 McFarland standard using a spectrophotometer with a 1 cm light path. The absorbance at 625 nm should be 0.08 to 0.10. The standards should be checked regularly to ensure the density accuracy.

### Interpretation

McFarland standards are a set of tubes with increasing concentration of Barium Sulphate suspension. The turbidity of Barium Sulphate's white precipitation is used as a point of comparison of bacterial suspensions to known bacterial turbidity.

McFarland Standard	0.5	1	2	3	4
Approximate Corresponding suspension x $10^8$ CFU/ml	1.5	3	6	9	12

**Limitation of procedure**

1. Coloured media may interfere with result interpretation and give incorrect results.
2. Bacterial suspensions of older cultures may not be comparable with expected bacterial counts.

**Storage**

Store the standards at 2-8°C, away from light after each use.

**Reference**

1. McFarland, J.1907. Nephelometer: JAMA 14:1176-1178
2. Murry,PR; Baron,EJ; Jorgensen,JH;Landry,ML;Pfaller,MA; Manual of Clinical Microbiology 9th edition ASM press, Washington DC.

**Disclaimer :**

User must ensure of the product(s) in their application prior to use. Products conform solely to the information contained in this and other related HiMedia™ Publications. The information contained in this publication is based on our research and development work and is to the best of our knowledge true and accurate. HiMedia™ Laboratories Pvt Ltd reserves the right to make changes to specifications and information related to the products at any time. Products are not intended for human or animal diagnostic or therapeutic use but for laboratory, research or further manufacturing use only, unless otherwise specified. Statements contained herein should not be considered as a warranty of any kind, expressed or implied, and no liability is accepted for infringement of any patents.