



DİLAMED
Tıbbi Ürünler A.Ş.

Technical Data Sheet

CARDBOARD CAMERA COVER



Sterile Cardboard Camera Cover

Camera Covers act as a physical barrier by covering the video camera system and its cable in cases where an operation will be performed with an endoscope in a sterile environment. The use of a camera cover ensures that sterility is maintained, while also preventing possible harmful cross contamination from the non-sterile device to the patient and personnel. It is made from transparent polyethylene film, while also containing components that are made from polyethylene, carton and paper material. The polyethylene film portion of the cover is mechanically folded telescopically in order to create a more compact finished product that is easier to apply, making the procedure for end users more efficient. The cardboard insert also aids in easier application, while also providing the option for hanging. It is a non-invasive, disposable medical device.

Available Sizes

Cardboard Camera Cover WxL 13x250 cm	DLM0002-37
Cardboard Camera Cover WxL 14x140 cm	DLM0002-38
Cardboard Camera Cover WxL 14x250 cm	DLM0002-01
Cardboard Camera Cover WxL 14x300 cm	DLM0002-02
Cardboard Camera Cover WxL 18x250 cm	DLM0002-11
Cardboard Camera Cover WxL 18x300 cm	DLM0002-12

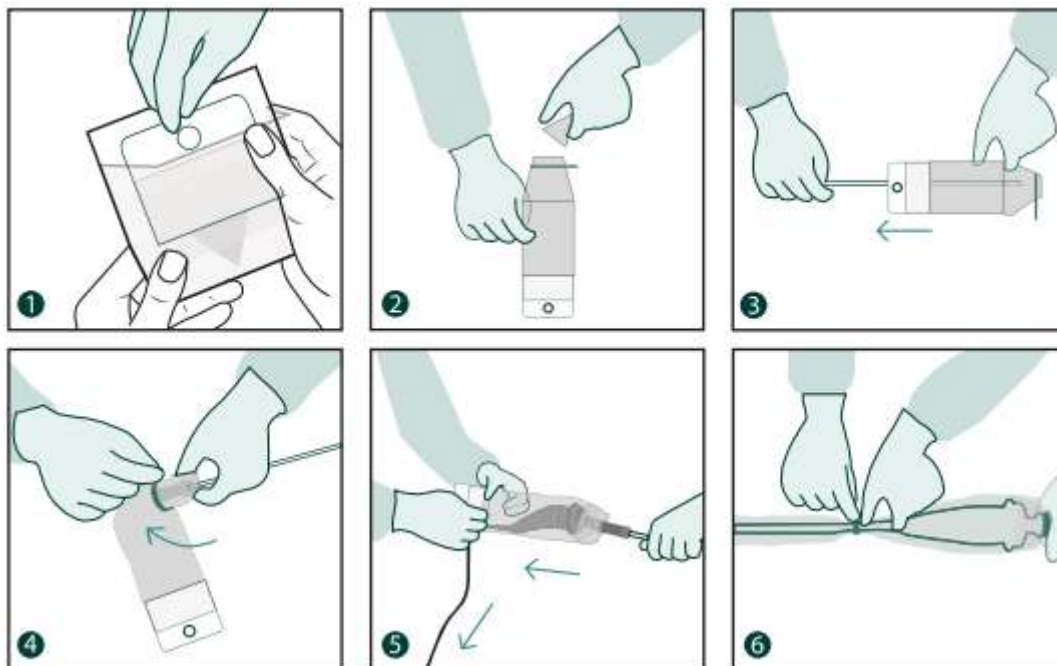
Features

- Telescopically folded.
- Layered folding affords easier application and efficiency of use.
- Centralized Hanger Hole.
- Universal compatibility with all video camera systems.
- Adhesive tape provided for easy fixation.

Intended Use

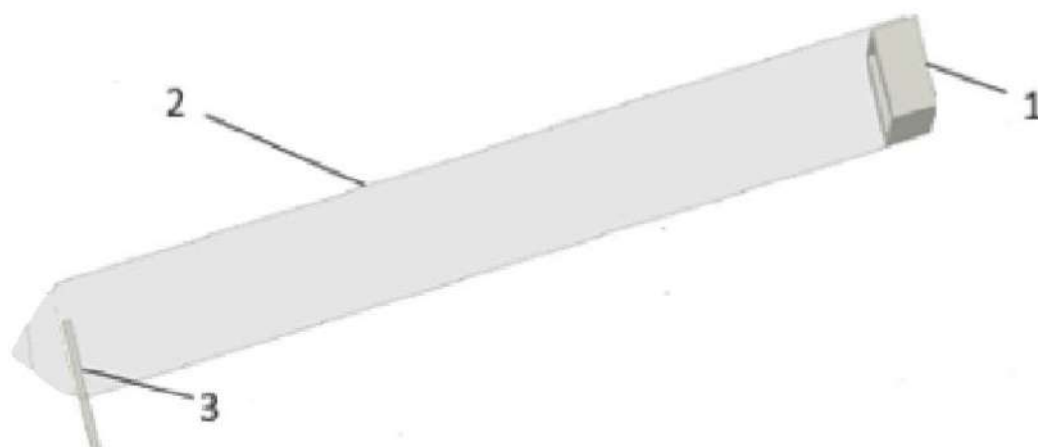
Camera Covers are used to isolate the non-sterile cable in the operating room associated with endoscopy video camera systems, which are being used in a sterile field during a surgical procedure. Especially during endoscopy and arthroscopy procedures, or similarly related surgeries, the non-sterile portion of the camera cable is passed through the sterile Camera Cover, eliminating the risk of contamination between the non-sterile environment and the sterile surgical field of the patient. It also serves a dual purpose of protecting the camera cable from any spilled liquid and potentially harmful biological fluids.

Instructions for Use




1. Peel open the sterile pouch and remove the camera cover from it.
2. Remove the triangular perforated tip.
3. Insert the sterile rigid endoscope through the cardboard applicator.
4. Use the provided adhesive tape to secure the cover to the endoscope.
5. Attach the video camera system and cable to the endoscope, then pull the cover back and apply it over the exposed cabling.
6. Use the extra adhesive tape to secure any excess portion of the PE film to the cable.

Technical Data



	Part	Qty	Material
1-	Cardboard	1	Carton

2-	Drape/Cover	1	PE
3-	Adhesive Tape	1	PE



Manufacturing Methods

- Nylon Cutting and Folding
- Assembly
- Packaging- Boxing
- EO sterilization

Specifications

- Sterilized by EO: Do not re-sterilize.
- Manufactured under ISO 13485 Quality Management System standard.
- CE certified under 2017/745 MDR.
- Latex free.
- Phthalate free.
- Medical device for single use Class Is: Do not reuse.

User Information

Storage:

Storage condition only valid for storing in original packaging. Do not use the product if the original packaging is damaged.

Storage temperature: Min:- Max: 28°C

Storage conditions: Keep away from direct sunlight
Keep dry

Packaging:

Packaging Unit: Packaging with single pouches

Box Qty: 500 pcs (DLM0002-01 14x250 cm) / Varies based on size.

Inner Bag Qty: 50 pcs

Regulatory Compliance:



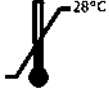
Dilamed Tıbbi Ürünler A.Ş.

Yazıbaşı Mah. Fatma Tonkuş Cad. No:24 Torbalı/İzmir

+90 232 281 11 25

info@dilamedtibbi.com www.dilamedtibbi.com

sales@dilamedtibbi.com



STERILE EO

MD