




Référence: E13*106R00/20*16170*00

Annexes: - Rapport Technique
- Fiche de Renseignements du constructeur

Bertrange, le 11 mai 2023

COMMUNICATION



Objet 2/:
Concerning 2/:

- **DELIVRANCE D'UNE HOMOLOGATION**
APPROVAL GRANTED
- **EXTENSION D'HOMOLOGATION**
APPROVAL EXTENDED
- **REFUS D'HOMOLOGATION**
APPROVAL REFUSED
- **RETRAIT D'HOMOLOGATION**
APPROVAL WITHDRAWN
- **ARRET DEFINITIF DE LA PRODUCTION**
PRODUCTION DEFINITELY DISCONTINUED

d'un type de pneumatique pour véhicules agricoles conformément au Règlement N° 106
of a type of tyre for agricultural vehicles pursuant to Regulation N° 106


Numéro d'homologation:

Approval number:

E13*106R00/20*16170*00

Marque d'homologation:

Approval mark:


 106R - 0016170

1. **Nom et adresse du fabricant:**
Manufacturer's name and address: ÖZKA LASTİK VE KAUÇUK SANAYİ TİCARET ANONİM ŞİRKETİ
MAHMUTPASA MAH. KANALYOLU CAD. NO:129
BASISKELE/KOCAELI/TURKEY
2. **Désignation du type de pneumatique 3/:**
Tyre type designation 3/: 280/85 R20 TDW AGRÖ10 112/109 A8/B
 - 2.1. **Nom(s) de marque ou marque(s) de fabrique:**
Brandname(s)/trademark(s): ÖZKA/ SEHA/ GTK/ PULMOX/ TATKO/ NYSA
 - 2.2. **Désignation(s) commerciale(s) ou nom(s) commerciaux:**
Trade description(s)/Commercial name(s): AGRÖ10/ SH-SILENT/ RS 200/ RAG 100/ POWER-X/
AR 01

3.	Le cas échéant, nom et adresse du représentant du fabricant: If applicable, name and address of manufacturer's representative:	Bedriye AKINCI Donatusstrasse 127-129, 50259 Pulheim (Brauweller)/Germany
4.	Caractéristiques sommaires: Summerized description:	
4.1.	Désignation de la dimension du pneumatique: The tyre size designation:	280/85 R20
4.2.	Catégorie d'utilisation: Category of use:	Tractor - drive wheel - standard tread
4.3.	Structure <u>2</u>/: Structure <u>2</u> /:	diagonale / diagonale ceinturée / radiale diagonal (bias-ply) / bias belted / radial
4.4.	Code de catégorie de vitesse: Speed category symbol:	A8/B
4.5.	Indice de capacité de charge: Load-capacity index:	112/109
4.5.1.	Tracteurs (machines agricoles seulement): For traction (implement only):	not applicable
4.5.2.	Remorques (machines agricoles seulement): For trailer (implement only):	not applicable
4.6.	Montage avec ou sans chambre à air: Whether the tyre is to be fitted with or without an inner tube:	without an inner tube
4.7.	Description du service supplémentaire, le cas échéant: The supplementary service description, if applicable:	109/B
4.8.	Pression de gonflage (kPa/bar) <u>2</u>/: Inflation pressure (kPa/bar) <u>2</u> /:	160 kPa/ bar
5.	Services techniques, le cas échéant, laboratoires d'essais agréés aux fins d'homologation ou de vérification de la conformité: Technical service and, where applicable, test laboratory approved for purposes of approval or of verification of conformity:	Luxcontrol SA B.P. 349 L-4004 Esch-sur-Alzette
6.	Date du procès-verbal délivré par le service technique: Date of report issued by that service:	27.04.2023
7.	Numéro du procès-verbal délivré par le service technique: Number of report issued by that service:	LC 1370 018 23
8.	Motifs(s) de l'extension (le cas échéant): Reason(s) of extension (if applicable):	not applicable
9.	Observations: Any remarks:	none


10. **Lieu:**
Place: Bertrange
11. **Date:**
Date: 11 mai 2023
12. **Signature:**
Signature:

**Pour le Ministre de la Mobilité
et des Travaux publics**



Pol PHILIPPE
Attaché

Pour la SNCH



Laurent LINDEN
Directeur opérationnel



13. **On trouvera en annexe à la présente communication la liste des documents constituant le dossier d'homologation déposés auprès de l'autorité d'homologation de type qui a délivré l'homologation, et qui peuvent être obtenus sur demande.**
Annexed to this communication is a list of documents in the approval file deposited at the type approval authorities having delivered the type approval and which can be obtained upon request.
see "INDEX TO TYPE-APPROVAL REPORT"

2/ Biffer les mentions inutiles

Strike out what does not apply

3/ Une liste des noms de marques/marques de fabrique ou de désignations commerciales/noms commerciaux peut être jointe en annexe à la présente communication.

A list of brand name(s)/trademark(s) or Trade description(s)/ Commercial name(s) may be annexed to this communication.



Référence: E13*106R00/20*16170*00

Annexes: - Rapport Technique
- Fiche de Renseignements du constructeur

Bertrange, le 11 mai 2023

Index du dossier d'homologation

Index to type-approval report

	Numéro d'homologation: Approval number:	E13*106R00/20*16170*00
	Révision: Revision:	00
	Marque de fabrique: Trade mark:	ÖZKA/ SEHA/ GTK/ PULMOX/ TATKO/ NYSA
	Type: Type:	280/85 R20 TDW AGRÖ10 112/109 A8/B
1.	Procès-verbal d'essai: Test report:	N° LC 1370 018 23
	- Technical report:	Page(s) 1 to 4;
	- Index:	Page(s) 1;
	- Communication as numbered in standard:	Annex A – Page(s) 1 & 2;
	- Test results:	Annex B – Page (s) 1 to 7.
2.	Dossier du constructeur: Report of the manufacturer:	N° 280/85 R20 TDW AGRÖ10 112/109 A8/B
	- Manufacturer's information document:	Page(s) 1 to 2;
	- Range of tire size(s):	Annex 1 – Page(s) 1;
	- Sample drawing of the tyre:	Annex 2 – Page(s) 1 to 6.
3.	Autres documents annexés: Other documents annexed:	not applicable
4.	Date de délivrance de l'homologation initiale: Date of issue of initial type approval:	11.05.2023
5.	Date de la dernière délivrance de pages révisées: Date of last issue of revised pages:	not applicable
6.	Date de la dernière délivrance d'une homologation révisée: Date of last extension:	not applicable



1. General

Manufacturer Name and Address: **ÖZKA LASTİK VE KAÇUK SANAYİ TİCARET ANONİM ŞİRKETİ
MAHMUTPAŞA MAH. KANALYOLU CAD. NO.129
BAŞISKELE/KOCAELİ/TURKEY**

**Assembly plant:
ÖZKA LASTİK VE KAÇUK SANAYİ TİCARET ANONİM ŞİRKETİ BAŞYİĞİT ŞUBESİ
KARADENİZLİLER MAH. BAŞYİĞİT CAD. NO:178
BAŞISKELE/KOCAELİ/TURKEY**

~~Vehicle Type~~

~~Or component or STU Type:~~ **280/85 R20 TDW AGRÖ10 112/109 A8/B**

2. Test details

	Inspector	Location of test:	Date of receipt of test item:	Date of test/audit:
Main Report	Onur Yavuz (Type Approval Engineer)	Tires tested at: Mobilite Laboratory Sanayi Mah.Yankı Sokak No:130/B Kocaeli/Turkey	23 February 2023	24 February 2023 (Dimension Measurement and Burst Test)
	Onur Yavuz (Type Approval Engineer)	Tires tested at: Mobilite Laboratory Sanayi Mah.Yankı Sokak No:130/B Kocaeli/Turkey	23 February 2023	27 February 2023 (Dimension Measurement)

2.1 Tests Required

Markings:
Section Width:
Outer Diameter:
Tyre Resistance to Bursting Test:
Load/Speed Test:

Yes, NA, See Report ... / Approval ... / Annex ...

Yes
Yes
Yes
Yes
NA



2.2 Tyre Specification

E13*106R00/20*16170*00

Société Nationale de Certification et d'Homologation

Tyre Size Designation:	280/85 R20
Category of Use:	Tractor - drive wheel - standard tread
Structure:	Radial
Speed Category Symbol:	A8/B
Load Capacity Index:	112/109
Factor (x)	0,80

2.3. Remarks

2.3.1. Main report

The worst case tyre criteria for the burst resistance test was chosen according to the dimensionally biggest tyre with the highest inflation pressure.

For this reason the tyre 380/85 R24 TDW AGRÖ10 131/128 A8/B under the same structure was tested with max. 10 bar test pressure acc. to Annex 8 of ECE R106 before. The test results were given in the report number LC 1370 017 23. Its test results are valid for the tyre size mentioned in this application and given in this report.

There is only one variant/version tyre size produced so the measurements were done and markings were checked for this tyre 280/85 R20 according to Annex 6 of ECE R106 and its test result is mentioned in this report.



3. Statement of compliance

The inspections items and measurements carried out have shown the compliance of the type described in this technical report and the attached Annexes with the requirements of the standard as stated on page 1.

Istanbul/Turkey, April 27, 2023

Luxcontrol s.a.
Service Homologation-automobile

Onur Yavuz
Ingénieur-Inspecteur

Yeşim Akkaş
Ingénieur-Inspecteur

Annexes



Details to the information package, including a summary in chronological order, concerning extensions and/or amendments

E13*106R00/20*16170*00

Type-approval previously granted: **Not applicable**

Société Nationale de Certification et d'Homologation

Main Report

Technical Report No.: LC 1370 018 23 4 Pages
Index 1 Page

List of Annexes:

A: Communication as numbered in the standard 2 Pages
B: Test results 7 Pages
C: Information folder 9 Pages

Content of information folder:

- Manufacturer's information document Pages 1 to 2
- Range of Tyre Sizes Page 3
- Sample Drawings of Tyres (arrangement of tyre marking) Pages 4 to 9



COMMUNICATION AS NUMBERED IN THE STANDARD

[1.] Manufacturer's name and address:

**ÖZKA LASTİK VE KAÇUK SANAYİ TİCARET
ANONİM ŞİRKETİ
MAHMUTPAŞA MAH. KANALYOLU CAD. NO.129
BAŞISKELE/KOCAELİ/TURKEY**

Assembly plant:

**ÖZKA LASTİK VE KAÇUK SANAYİ TİCARET
ANONİM ŞİRKETİ BAŞYİĞİT ŞUBESİ
KARADENİZLİLER MAH. BAŞYİĞİT CAD. NO:178
BAŞISKELE/KOCAELİ/TURKEY**

[2.] Tyre type designation: **280/85 R20 TDW AGRÖ10 112/109 A8/B**

[2.1.] Brand name(s)/trademark(s): **ÖZKA/ SEHA/ GTK/ PULMOX/ TATKO/ NYSA**

[2.2.] Trade description(s)/Commercial name(s): **AGRÖ10/ SH-SILENT/ RS 200/ RAG 100/
POWER-X/ AR 01**

[3.] If applicable, name and address of manufacturer's representative:

Bedriye AKINCI E13*106R00/20*16170*00
Donatusstrasse 127-129, 50259 Société Nationale de Certification et d'Homologation
Pulheim (Brauweller)/Germany

[4.] Summarized description: **See below**

[4.1.] The tyre size designation: **280/85 R20**

[4.2.] Category of use: **Tractor - drive wheel - standard tread**

[4.3.] Structure: **~~diagonal (bias ply)~~/bias belted/radial** ⁽¹⁾

[4.4.] Speed category symbol: **A8/B**

[4.5.] Load-capacity index: **112/109**

[4.5.1.] for traction (implement only): **Not applicable**

[4.5.2.] for trailer (implement only): **Not applicable**

[4.6.] Whether the tyre is to be fitted with or without an inner tube: **without an inner tube**

[4.7.] The supplementary service description, if applicable: **109/B**



* LC 1370 018 23 * ÖZKA * 280/85 R20 TDW AGRÖ10 112/109 A8/B * -- * R106 * Annex A, Page 2 of 2

[4.8.] Inflation pressure (kPa/~~bar~~)⁽¹⁾: **160**

[8.] Reason(s) for extension of approval: **Not applicable**

[9.] Any remarks: **Approval to Supplement 20**

(1) Strike out what does not apply



1. Test results:

Markings

3.1.	Tyres bear:	
3.1.1.	Manufacturer's trade name or mark;	Yes
3.1.2.	Trade Description/Commercial Name;	Yes
3.1.3.	Tyre Size Designation;	Yes
3.1.4.	An indication of the structure as follows:	Yes
3.1.4.1.	- On diagonal (bias ply) tyres, no additional marking*	
3.1.4.2.	- On radial-ply tyres, optionally, the word "RADIAL"*	
3.1.4.3.	- On bias belted tyres, the words "BIAS BELTED"*	
	<i>*Strikethrough, as appropriate.</i>	
3.1.5.	"Service description" (load capacity index with a speed category symbol), as defined in paragraph 2.29;	Yes
3.1.5.1.	In the case of an implement tyre, the service description supplemented with the relevant application symbol;	NA
3.1.5.2.	In the case of an implement tyre for mixed applications, two service descriptions – one for 'trailer' applications and the other for 'traction';	NA
3.1.6.	Supplementary service description, if applicable;	Yes
3.1.7.	In the case of a special tread tyre, inscription 'DEEP' (or "R-2" or "LS-3" or "HF-3" or "HF-4");	NA
3.1.7.1.	<i>"DEEP" and "R-2" identify special tread tyres for tractor drive wheels.</i>	
3.1.8.	In the case of a tractor steering wheel tyre that is not already marked, as per paragraph 2.18.6, the inscription: - "F-1" * - "F-2" * - "F-3" * <i>*Strikethrough, as appropriate.</i>	NA
2.18.13.	The letters 'LS' after the nominal rim diameter marking in case of log-skidder tyres for forestry machines	NA
3.1.9.	The inscription 'LS-3' identifies special tread tyres in the case of log-skidder tyres for forestry machines.	NA
3.1.10.	Inscription "IMPLEMENT" in the case of an implement tyre that is not already marked, as per paragraph 2.18.5;	NA
3.1.10.1.	Inscription 'I-3' for implement tyres with traction tread, as identified in Annex 5, Tables 5 and 6;	NA
3.1.11.	Word "TUBELESS" if the tyre is designed for use without an inner tube;	Yes



3.1.12.	Inscription "... bar MAX" (or "... kPa MAX") inside the pictogram shown in Annex 11, to notify the cold inflation pressure that shall not be exceeded for bead seating during tyre mounting;		Yes
3.1.13.	The inscription "R-3" for tractor drive wheel tyres with shallow tread as identified in Annex 5, Table 2.		NA
3.1.14	The inscription "R-4" in the case of a construction application tyre, identified in Annex 5, Table 9, that is not already marked as per paragraph 2.18.12. above.		NA
3.1.15	The inscriptions "HF-1", "HF-2", "HF-3", or "HF-4" in the case of high-flotation tyres for tractor drive wheels or forestry machines listed in Annex 5 Table 7.		NA
3.1.15.1.	<i>"HF-3" and "HF-4" identify special tread tyres.</i>		
3.1.16.	An indication, in kPa, of the inflation pressure to be adopted for measurements (as specified in Annex 6 paragraph 1) and for the tyre resistance to bursting (as specified in Annex 8 paragraph 2.1) and, if applicable, the load/speed test (as specified in Annex 9 paragraph 2.3). This marking shall be preceded by the symbol "@" or the word "at" (e.g. "@ 240 kPa" or "at 240 kPa") and be placed near the service description, either after or below.		Yes
3.1.16.1.	<i>However, this indication shall not be mandatory on any tyre first type approved before the entry into force of Supplement 16 to this Regulation.</i>		
3.2.	Tyres submitted for approval shall bear on one sidewall only the following markings:		
3.2.1.	Tyre is marked with the date of manufacture in the form of a group of four digits, the first two showing the week and the last two the year of manufacture: <i>Note: This marking is not mandatory on any tyre submitted for approval until two years after the date of entry into force of this regulation.</i>	0423	Yes
3.2.2.	A free space sufficiently large to accommodate an approval mark as shown in Annex 2 to this Regulation.		Yes
<u>Position of Markings</u>			
3.3.	The markings referred to in paragraph 3.1. and the approval mark prescribed in paragraph 5.4. of this Regulation shall be clearly legible, indelible and raised above or sunk below the tyre surface.		Yes
3.4.	<i>Note: Annex 3 gives examples of the arrangement of tyre markings.</i>		



Measuring Tyre Dimensions

Ann. 6, 1.	Inflation pressure	160	kPa	Yes
------------	--------------------	-----	-----	-----

Note: The tyre shall be mounted on the measuring rim specified by the manufacturer

Section Width

6.1.1.	Section width calculated by $S = S1 + K (A-A1)$: <i>S is the section width (in mm) related to the measuring rim; S1 is the nominal section width (in mm) as shown on the sidewall of the tyre in the tyre designation; A is the width (in mm) of the measuring rim; A1 is the width (in mm) of the theoretical rim; Note: It is taken to equal S1 multiplied by the factor X as specified by the tyre manufacturer K is 0.4</i>	282	mm	Yes
6.1.2.	<i>Note: For the types of tyre for which the size designation is given in the first column of the tables in Annex 5, the theoretical rim width (A1) and the nominal section width (S1) are given opposite the tyre designation in those tables.</i>			
	Measured overall width	275,1	mm	Yes
Ann. 6, 4.	<i>The overall width is measured by calliper at six equally - paced points, account being taken of the thickness of the protective ribs or bands. The highest measurement so obtained is taken as the overall width.</i>			
6.3.2.	Overall width of the tyre does not exceed the section width by more than: - Radial construction + 5 % - Diagonal (bias) construction + 8 %			Yes
6.3.1.	<i>Note: The overall width of a tyre may be less than the section width determined pursuant to paragraph 6.1., or shown in Annex 5;</i>			
6.3.3.	<i>Note: For the types of tyre for which the size designation is given in the first column of the tables in Annex 5, the allowed percentages are those given in the relevant tables, if any.</i>			

Outer Diameter

6.2.1.	For sizes not listed in Annex 5, Outer diameter calculated by $D = d + 2 H$ d is the conventional number denoting the nominal rim diameter (in mm); <i>Note: See paragraph 2.19 of regulation</i>	984	mm	Yes
	For sizes not listed in Annex 5, H is the nominal section height (in mm) and is equal to $H = 0.01 \times Ra \times S1$. <i>Ra is the nominal aspect ratio S1 is the "nominal section width" in mm</i>	508	mm	Yes
		238	mm	Yes
6.4.1.1.	For sizes listed in Annex 5, $H = 0.5 (D - d)$. <i>Note: For the types of tyres for which the size designation is given in the first column of the tables in Annex 5, the outer diameter (D) and the nominal rim diameter (d) are given opposite the tyre designation in those tables.</i>	NA	mm	NA
6.2.2.				
6.4	Tyre outer diameter; specification of tolerances			
6.4.1	$D_{min} = d + 2 (H \times a)$;	964	mm	Yes
	$D_{max} = d + 2 (H \times b)$.	1004	mm	Yes
	Where			
	$H_{min} = H \cdot a$, rounded to the nearest mm	228	mm	Yes
	$H_{max} = H \cdot b$, rounded to the nearest mm	248	mm	Yes
	<i>H and d are defined in 6.2.1 and 6.4.1.1 above.</i>			



6.4.2. Coefficients 'a' and 'b' are respectively:

Category of Use	Radial		Diagonal (bias)	
	a	b	a	b
Steering wheels	0.96	1.04	0.96	1.07
Tractor drive wheels and forestry machines – normal	0.96	1.04	0.96	1.07
Tractor drive wheels and forestry machines – special	1.00	1.12	1.00	1.12
Implement	0.96	1.04	0.96	1.07
Construction applications	0.96	1.04	0.97	1.07

6.4.3. Note: For the types of tyre for which the size designation is given in the first column of the tables in Annex 5, the allowed percentages are those given in the relevant tables, if any.

Measured outer diameter

986,8

mm

Yes

Ann. 6, 5.

Note: The outer diameter is determined by measuring the maximum circumference and dividing the figure so obtained by π (3,1416).

6.4.1.

Outer diameter of the tyre is not outside the values D_{\min} and D_{\max} .

Yes

Tyre Resistance to Bursting Test

Preparing the Tyre

Ann 8, 1.1. Mount a new tyre on the test equipment. Wheels used for the test shall be suitable to withstand, with no deformation, the highest value of pressure achievable during the test.

Yes

Ann 8, 1.2. Carefully centre the tyre beads on the retention device and adjust the outer distance of the tyre beads to a value corresponding to the width of the rim specified by the manufacturer pursuant to paragraph 4.1.10. of this Regulation.

Yes

Ann 8, 1.3. Tyre filled with water, taking care that all the air inside the tyre is expelled.

Yes

Test Procedure

Ann 8, 2.1. Apparatus activated and the pressure of the water inside the tyre is increased in order to progressively reach the limit given by two and half times the pressure specified by the tyre manufacturer.

Yes

Ann 8, 2.1.1. Limit value is not lower than 6 bar (600 kPa) or higher than 10 bar (1000 kPa):

1000

kPa

Yes

Ann 8, 2.2. Value of the pressure maintained constant for at least 10 minutes.

Yes

Ann 8, 2.3. Pressure of the water progressively decreased to zero and tyre drained.

Yes

Ann 8, 2.4. Whilst the pressure of the water inside the tyre is higher than the ambient pressure, nobody stands inside the test room and it is safely locked.

Yes



Equivalent Test Method

Ann 8, 3.	If a method other than that described above is used, its equivalence has been demonstrated.	NA
-----------	---	----

Load/Speed Test

(Applicable for new tyres marked with the speed category 'D'.)

Preparing the Tyre

Ann 9, 2.1.	New tyres mounted on the test rim specified by the manufacturer.	NA
Ann 9, 2.1.1.	To seat the beads, the maximum pressure marked on the tyre sidewalls is not exceeded.	NA
Ann 9, 2.2.	New inner tube used when testing tyres with inner tubes (i.e. tyres not bearing the marking "Tubeless").	NA
Ann 9, 2.3.	With the tyre beads properly seated on the rim, tyre inflated to the pressure specified by the tyre manufacturer:	NA kPa
Ann 9, 2.4.	Tyre and wheel assembly conditioned at test room temperature for no less than three hours.	NA
Ann 9, 2.5.	Tyre pressure readjusted to that specified in paragraph 2.3 above.	NA
Ann 9, 2.6.	On request of the tyre manufacturer, test programme is either: - In a laboratory on a test drum* - On a road using a trailer* <i>Strikethrough, as appropriate.</i>	NA

Test Procedure on a Test Drum

Ann 9, 3.1.	Tyre and wheel assembly mounted on the test axle and pressed against the outer face of a smooth power-driven test drum of at least 1,700 mm ± 1 % in diameter, having a surface at least as wide as the tyre tread.	NA
Ann 9, 3.1.1.	<i>Note: Drum widths narrower than the tyre tread pattern may be used if the tyre manufacturer agrees.</i>	
Ann 9, 3.2.	Test drum speed is 20 km/h.	NA
Ann 9, 3.3.-3.3.1.	Series of masses applied to the test axle, in accordance with the load/speed test programme shown below, with reference to the test load, which equates to the mass corresponding to load index marked on the tyre in case of tyres marked with speed symbol D.	NA



Load Speed Test Programme			
Tyre Speed Category Symbol	Test Step	Percentage of Test Load	Duration (hours)
D	1	66 per cent	7
	2	84 per cent	16
	3	101 per cent	24

Ann 9, 3.4.

Ann 9, 3.4.1.

In the case of a test drum larger than $1,700 \pm 1$ per cent, the above 'percentage of test load' is increased as follows:

$F_1 = K \cdot F_2$ where:

$$\kappa = \sqrt{\frac{(R_1/R_2) \cdot (R_2 + RT)}{(R_1 + RT)}}$$

R_1 is the diameter of the test drum (in mm);

R_2 is the diameter of the reference test drum of 1,700;

R_T is the tyre outer diameter (in mm);

F_1 is the percentage of the load to be applied for the test drum;

F_2 is the percentage of the load, as per the above table, to be applied for reference test drum of 1,700 mm.

NA

Ann 9, 3.5.

Tyre pressure is not corrected throughout the test and the test load is kept constant throughout each of the three test steps.

NA

Ann 9, 3.6.

During the test, temperature in the test room is °C maintained between 20 °C and 30 °C:

NA

Note: May be another temperature if the manufacturer agrees.

Ann 9, 3.7.

Load/speed test programme carried out without interruption.

NA

Test Procedure on a Trailer

Ann 9, 4.1.

Two new tyres of the same type mounted on a trailer.

NA

Ann 9, 4.2.

Mass applied on the trailer in order that each tyre be equally loaded with a test load corresponding to the load carrying capacity allowed for that tyre type at 15 km/h (see load variations in Annex 7).

NA

Ann 9, 4.3.

Trailer run at a constant speed of 15 km/h \pm 1 km/h for 48 hours.

NA

Ann 9, 4.3.1.

Temporary interruptions are compensated by an additional run-in of 5 minutes for every 20 minutes of interruption.

NA

Ann 9, 4.4.

Tyre pressure is not corrected and the test load is kept constant throughout the test.

NA

Ann 9, 4.5.

During the test, the ambient temperature is °C between 5 °C and 30 °C:

NA

Note: May be another temperature if the manufacturer agrees.

Equivalent Test Method

Ann 9, 5.

If a method other than those described above is used, its equivalence is demonstrated.

NA




* LC 1370 018 23 * ÖZKA * 280/85 R20 TDW AGRÖ10 112/109 A8/B * -- * R106 * Annex B, Page 7 of 7

2. Remarks

The inspection results are only applicable to items which have been tested.

3. Test facilities

Calibration of measuring and test equipment used to carry out the inspections is in accordance with the ECE-Regulation stated on page of this report and with ISO 17025:2017.

	INFORMATION DOCUMENT ACCORDING TO ECE R106.00 to Supplement 20 UNIFORM PROVISIONS CONCERNING THE APPROVAL OF PNEUMATIC TYRES FOR AGRICULTURAL VEHICLES AND THEIR TRAILERS	Document Number	280/85 R20 TDW AGRÖ10 112/109 A8/B
		Original Date	24.02.2023
		Extension Number	--
		Extension Date	--

1. GENERAL


E13*106R00/20*16170*00

Société Nationale de Certification et d'Homologation

1.1. The brand name(s)/trademark(s)	ÖZKA/ SEHA/ GTK/ PULMOX/ TATKO/ NYSA
1.2. The trade description(s)/commercial name(s)	AGRÖ10/ SH-SILENT/ RS 200/ RAG 100/ POWER-X/ AR 01
1.3. Company Name and address of manufacturer	ÖZKA LASTİK VE KAUÇUK SANAYİ TİCARET ANONİM ŞİRKETİ MAHMUTPAŞA MAH. KANALYOLU CAD. NO.129 BAŞISKELE/KOCAELİ/TURKEY
1.4. Name(s) and address(es) of assembly plant(s)	ÖZKA LASTİK VE KAUÇUK SANAYİ TİCARET ANONİM ŞİRKETİ BAŞYİĞİT ŞUBESİ KARADENİZLİLER MAH. BAŞYİĞİT CAD. NO:178 BAŞISKELE/KOCAELİ/TURKEY
1.5. Name and address of the manufacturer's representative	Bedriye AKINCI Donatusstrasse 127-129, 50259 Pulheim (Brauweiler)/Germany

2. CHARACTERISTICS OF THE TYRES

2.1. Tyre type designation	280/85 R20 TDW AGRÖ10 112/109 A8/B
2.2.The tyre size designation	280/85 R20
2.3.The category of use	Tractor - drive wheel - standard tread
2.4.The structure	Radial
2.5.The speed category symbol	A8/B
2.6.The load-capacity index of the tyre, specifying in case of implement tyres that for traction (only) and that for trailer application, if applicable	112/109

	INFORMATION DOCUMENT ACCORDING TO ECE R106.00 to Supplement 20 UNIFORM PROVISIONS CONCERNING THE APPROVAL OF PNEUMATIC TYRES FOR AGRICULTURAL VEHICLES AND THEIR TRAILERS	Document Number	280/85 R20 TDW AGRÖ10 112/109 A8/B
		Original Date	24.02.2023
		Extension Number	--
		Extension Date	--

2.7. Whether the tyre is to be fitted with or without an inner tube	TUBELESS
2.8. The supplementary service description, if applicable	Load Index: 109 Speed Category: B
2.9. The tyre/rim configuration	Rim permitted: W10 Rim alternative: W9
2.10. The inflation pressure (bar or kPa or psi) for measurements	160 kPa (1,6 bar)
2.11. The cold inflation pressure for bead seating	250 kPa (2,5 bar)
2.12. The test pressure in kPa (or in bar)	1000 kPa (10 bar)
2.13. The factor X	0,80

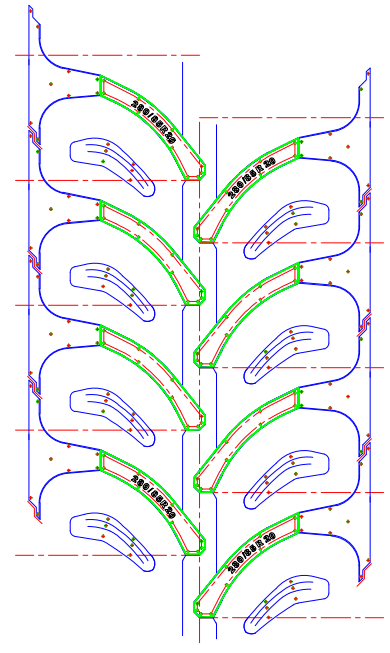
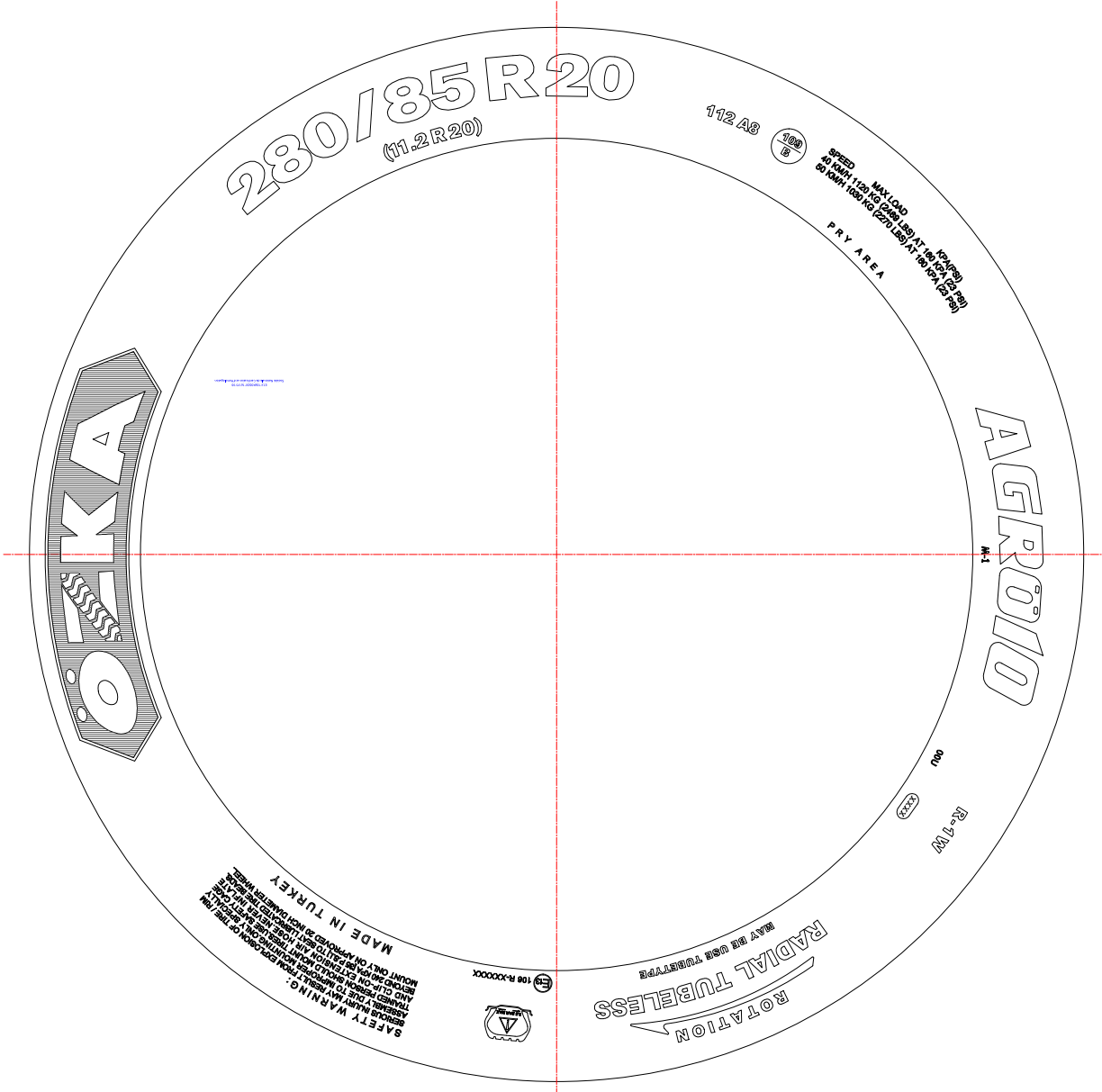
LIST OF ANNEXES

ANNEX NO	DEFINITION	PAGE
Annex-1	Range of Tyre Size	1
Annex-2	Sample Drawing of The Tyre (arrangement of tyre marking)	6

Brand	The tyre size designation		The tyre/rim configuration		Service Description		Supplementary Service Description		Max. Load Info (kg)	Inflated Unloaded Dimensions		Pressure (kPa)	Tread Pattern	Tubeless/Tube Type	Ply Rate	Category of use	The Factor X
	Tyre Size	Type	RIM (PERMITTED)	RIM (ALTERNATIVE)	Load Index	Speed Category	Load Index	Speed Category		Section Width (mm)	Overall Diameter (mm)						
ÖZKA	280/85 R20	280/85 R20 TDW AGRÖ10 112/109 A8/B	W10	W9	112	A8	109	B	1120	282	984	160	AGRÖ10	Tubeless	NA	Tractor - drive wheel - standard tread	0,80
SEHA	280/85 R20	280/85 R20 TDW AGRÖ10 112/109 A8/B	W10	W9	112	A8	109	B	1120	282	984	160	SH-SILENT	Tubeless	NA	Tractor - drive wheel - standard tread	0,80
GTK	280/85 R20	280/85 R20 TDW AGRÖ10 112/109 A8/B	W10	W9	112	A8	109	B	1120	282	984	160	RS 200	Tubeless	NA	Tractor - drive wheel - standard tread	0,80
PULMOX	280/85 R20	280/85 R20 TDW AGRÖ10 112/109 A8/B	W10	W9	112	A8	109	B	1120	282	984	160	RAG 100	Tubeless	NA	Tractor - drive wheel - standard tread	0,80
NYSA	280/85 R20	280/85 R20 TDW AGRÖ10 112/109 A8/B	W10	W9	112	A8	109	B	1120	282	984	160	AR 01	Tubeless	NA	Tractor - drive wheel - standard tread	0,80
TATKO	280/85 R20	280/85 R20 TDW AGRÖ10 112/109 A8/B	W10	W9	112	A8	109	B	1120	282	984	160	POWER-X	Tubeless	NA	Tractor - drive wheel - standard tread	0,80

E13*106R00/20*16170*00

Société Nationale de Certification et d'Homologation



Annex 2

Arrangement of approval mark



Annex 3

Arrangement of tyre markings

Part A: Drive wheel tyres for agricultural tractors



Minimum heights of markings (mm)

Types of nominal section width (mm)	Types of rim diameter code			
	Up to 12	13 to 16.5	20 and above	
up to 130	b=4 c=4	b=6 c=4	b=9 c=4	
135 to 235	b=6 c=4	b=6 c=4	b=9 c=4	
240 and above	b=9 c=4	b=9 c=4	b=9 c=4	

Note: Arrangement of tyre markings are made as specified according to Annex-2 and Annex-3 of ECE Regulation 106 as stated above.

Malzeme Material	Revizyon no / tarih Revision no / date	Sayfa Sheet	Mak. no / Mac. no	Tarih/Date
Yusuf ERDOĞAN Çiizen Drawn by		1		03.02.2023
Y. İSKAN Kontrol Checked by			Parça no / Part no	Format
Onay Approved by	Dizayn - Tasarım Design	Ölçek scale		
		1:1		
Alakali çizim Relevant drawing				
Parça adı Description	280/85 R20 AGRÖ10			

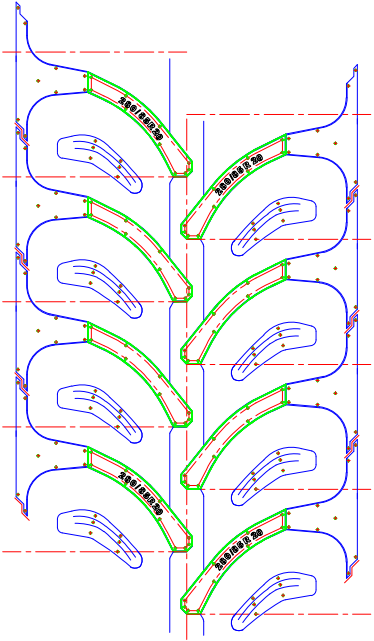
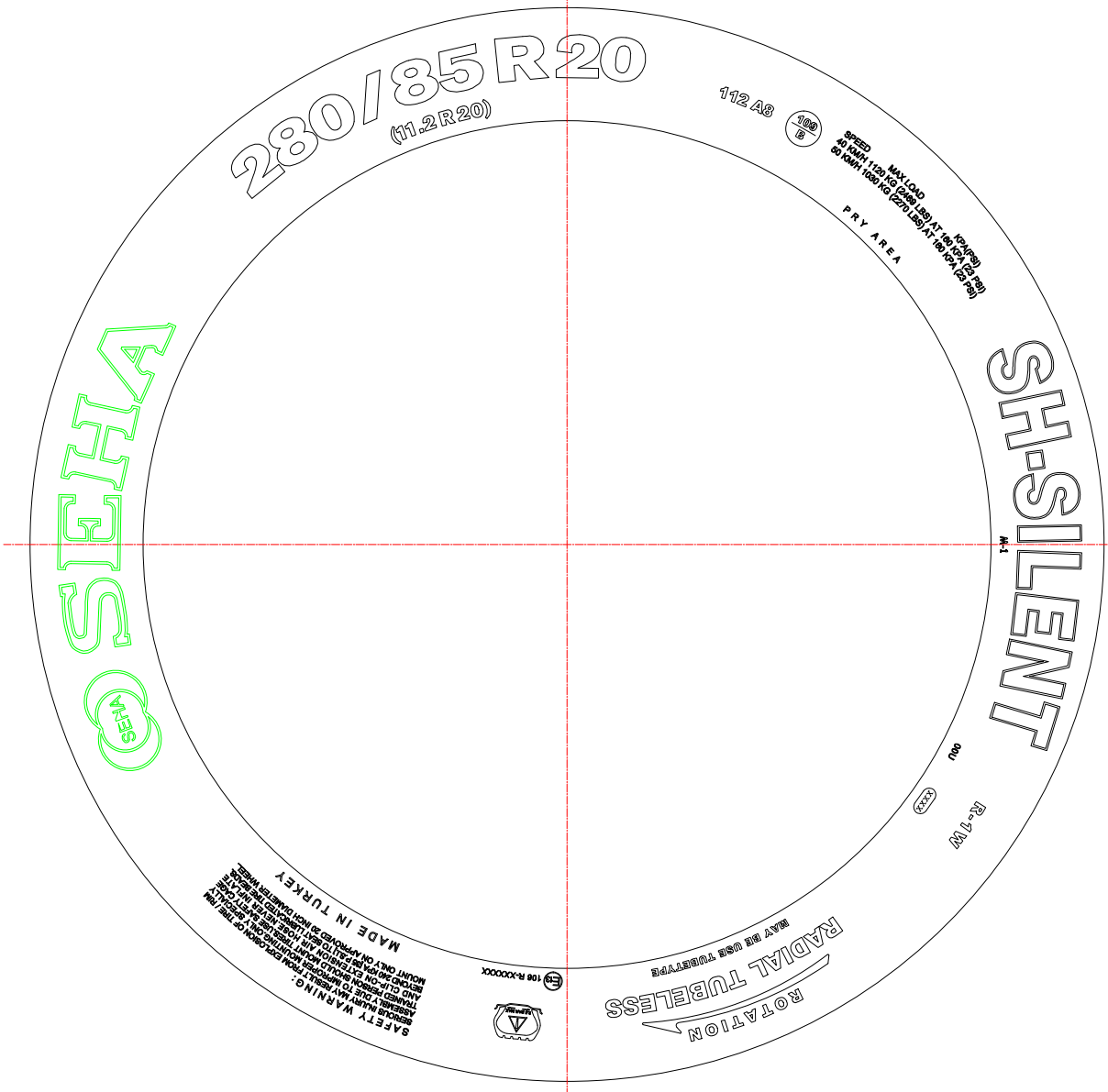


LASTİK VE KAUCUK

280/85 R20 AGRÖ10

Annex-2

Page 2/6



Annex 2

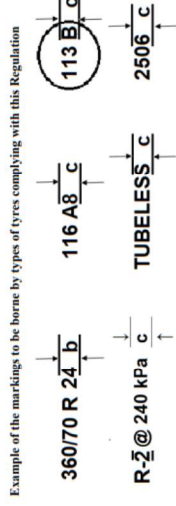
Arrangement of approval mark



Annex 3

Arrangement of tyre markings

Part A: Drive wheel tyres for agricultural tractors



Example of the markings to be borne by tyres complying with this Regulation

Minimum heights of markings (mm)

Tyres of nominal section width (mm)	Tyres of rim diameter code		
	Up to 12	13 to 15.5	20 and above
up to 130	b = 4 c = 4	b = 6 c = 4	b = 9 c = 4
135 to 235	b = 6 c = 4	b = 6 c = 4	b = 9 c = 4
240 and above	b = 9 c = 4	b = 9 c = 4	b = 9 c = 4

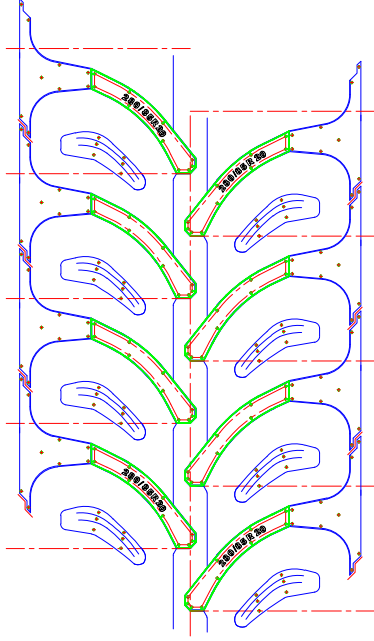
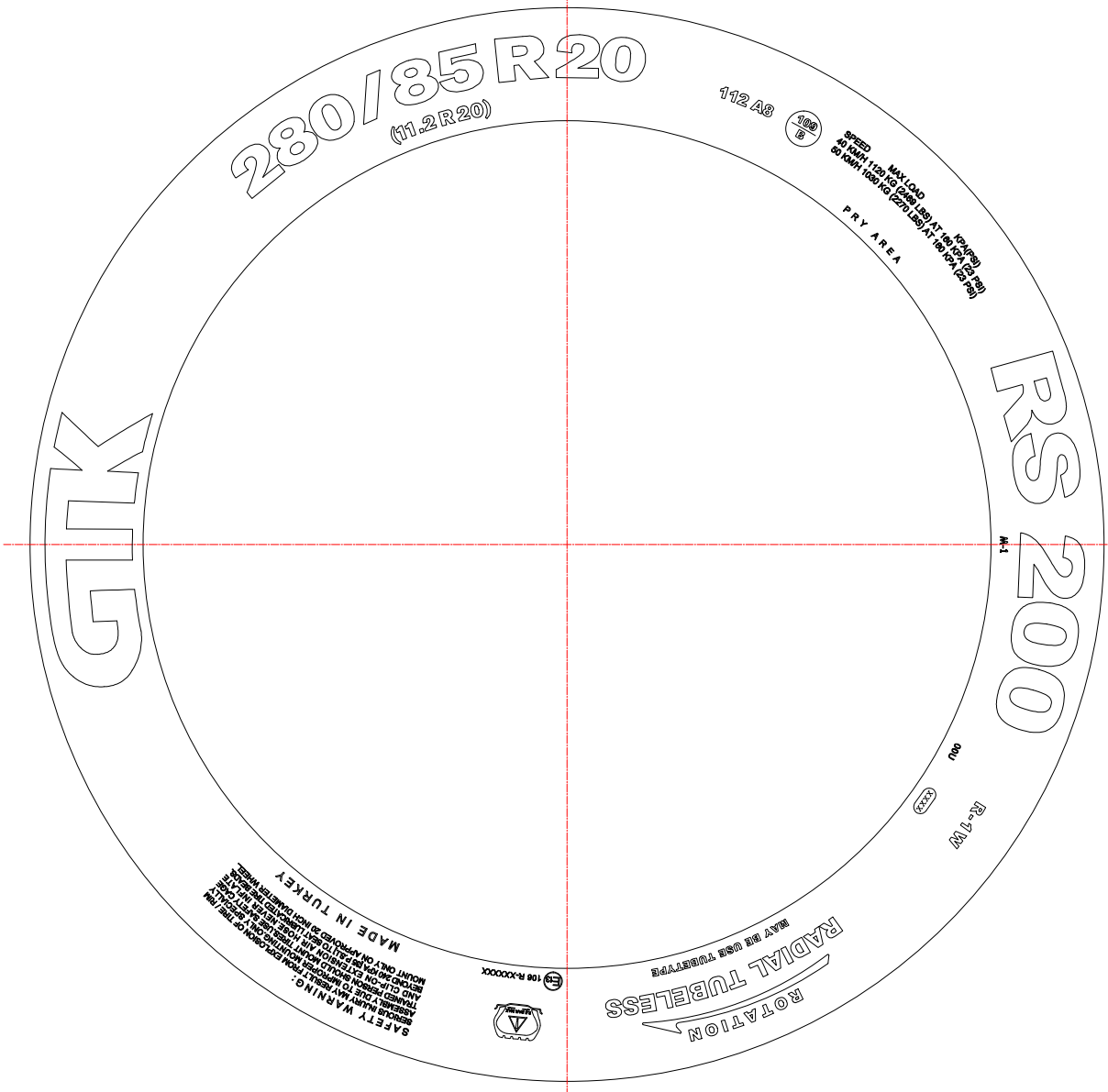
Note: Arrangement of tyre markings are made as specified according to Annex-2 and Annex-3 of ECE Regulation 106 as stated above.

Malzeme Material	Revizyon no / tarih	Revizyon no / date	Sayfa Sheet	Tarih/Date
	Yusuf ERDOGAN Citizen Drawn by	T. ERDOY Onay Checked by	1	03.02.2023
Alakali çizim Relevant drawing	Yusuf ERDOGAN Citizen Drawn by	T. ERDOY Onay Checked by	Ölçek scala	Format
	Parça adı Description	280/85 R20 SH - SILENT	Dizayn - Tasarım Designed by	Parça no / Part no
Parça adı Description	280/85 R20 SH - SILENT	280/85 R20 SH - SILENT	1:1	Format



LASTİK VE KAUCUK

280/85 R20 SH - SILENT



Annex 2

Arrangement of approval mark

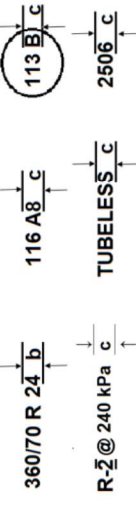


Annex 3

Arrangement of tyre markings

Part A: Drive wheel tyres for agricultural tractors

Example of the markings to be borne by types of tyres complying with this Regulation



Minimum heights of markings (mm)

Tyres of nominal section width (mm)	Tyres of rim diameter code	
	12 to 15.5	20 and above
up to 130	b = 4 c = 4	b = 9 c = 4
135 to 235	b = 6 c = 4	b = 9 c = 4
240 and above	b = 9 c = 4	b = 9 c = 4

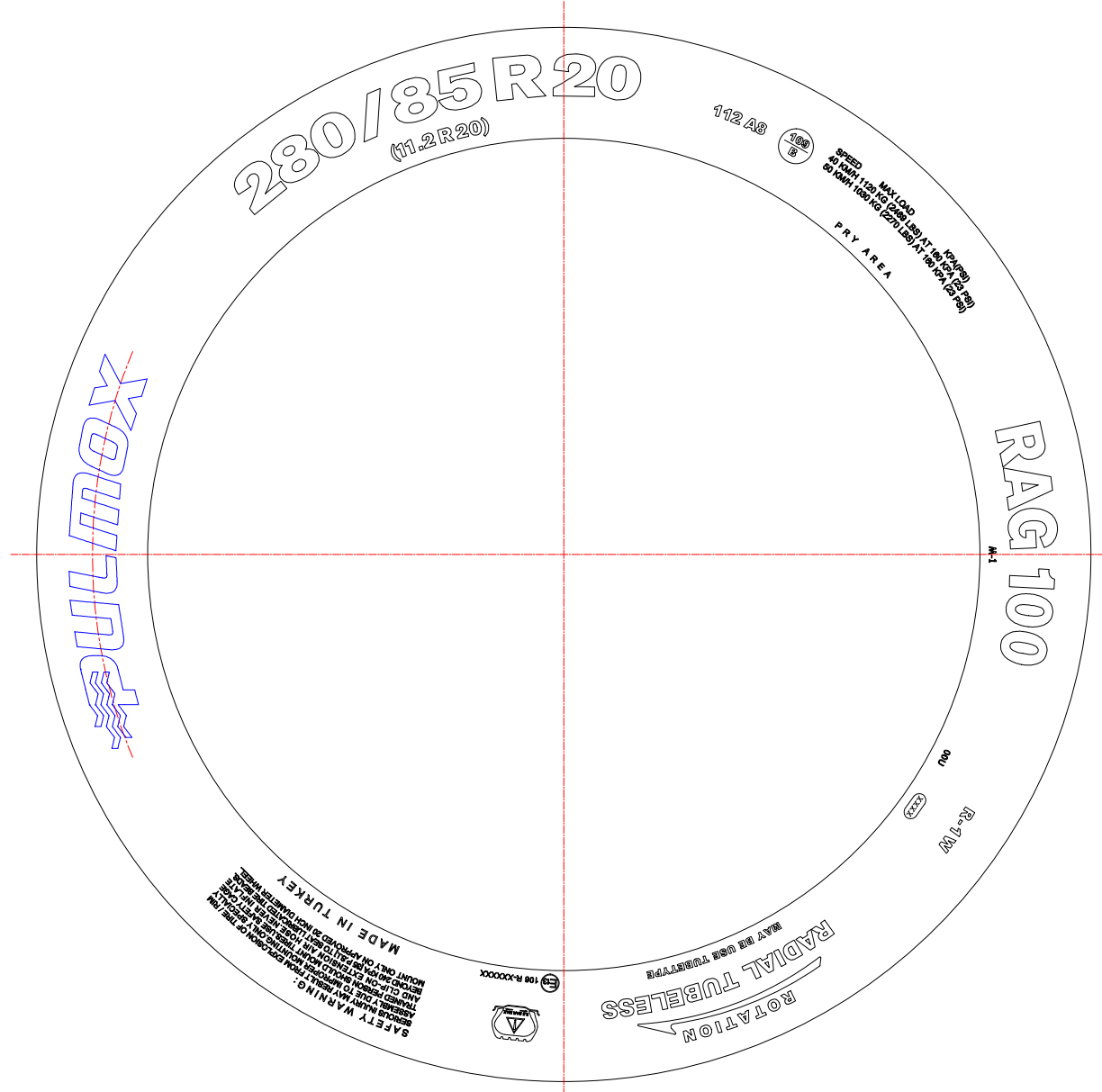
Note: Arrangement of tyre markings are made as specified according to Annex-2 and Annex-3 of ECE Regulation 106 as stated above.

Malzeme Material	Revizyon no / tarih	Revision no / date	Sayfa Sheet	Tarih/Date
	Yusuf ERDOGAN Citizen Drawn by	T.ERSOY Onay Checked by	1	03.02.2023
Alakali çizim Relevant drawing	Revizyon no / tarih	Revision no / date	Parça no / Part no	Format
	280/85 R20 RS 200			
Parça adı Description	LASTIK VE KAUCUK			

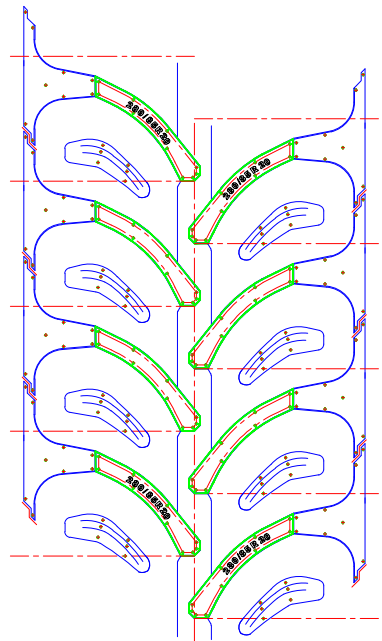


LASTIK VE KAUCUK

Annex-2



Page 4/6



Annex 2


Arrangement of approval mark



Annex 3

Arrangement of tyre markings

Part A: Drive wheel tyres for agricultural tractors



Minimum heights of markings (mm)

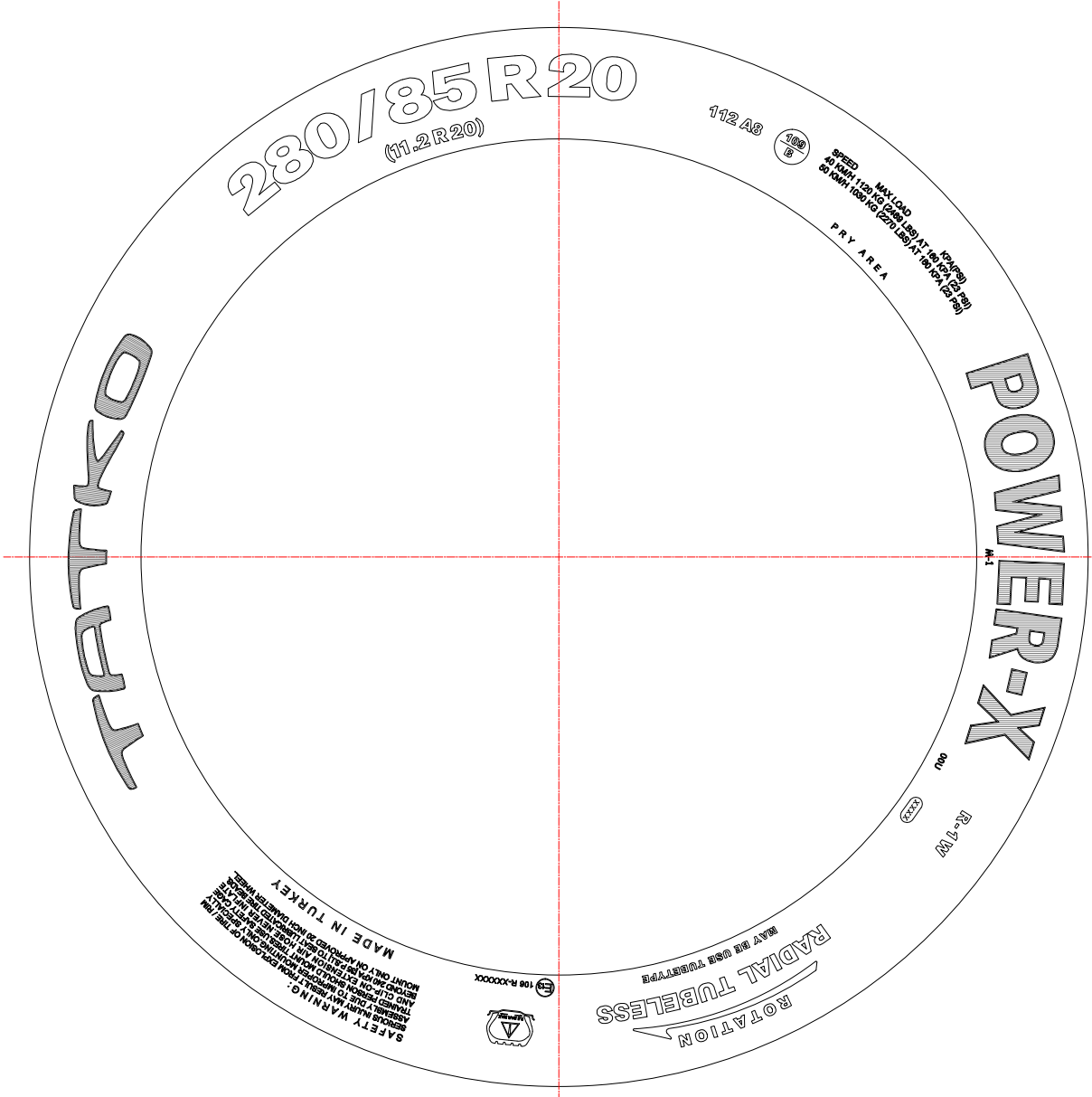
Tyres of nominal section width (mm)	Types of rim diameter code	
	Up to 12	13 to 19.5
up to 130	b=4	b=6
	c=4	c=4
	c=4	c=4
135 to 235	b=6	b=6
	c=4	c=4
	c=4	c=4
240 and above	b=9	b=9
	c=4	c=4
	c=4	c=4

Note: Arrangement of tyre markings are made as specified according to Annex-2 and Annex-3 of ECE Regulation 106 as stated above.

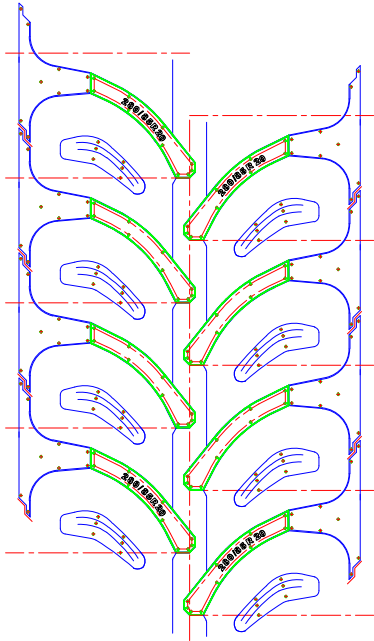
Malzeme Material	Revizyon no / tarih	Revision no / date	Sayfa Sheet	Tarih/Date
			1	03.02.2023
Yusuf ERDOGAN Citizen Drawn by	T. ERDOY Onay Checked by	Dizayn - Tasarım Designed by	Parça no / Part no	
			01Cek scala 1:1	Format
Alakali çizim Relevant drawing				
Parça adı Description	280/85 R20 RAG 100		LASTIK VE KAUCUK	



Annex-2



Page 5/6



Annex 2


Arrangement of approval mark



Annex 3

Arrangement of tyre markings

Part A: Drive wheel tyres for agricultural tractors



Minimum heights of markings (mm)

Tyres of nominal section width (mm)	Tyres of rim diameter code	
	Up to 12	13 to 16.5
up to 130	b=4 c=4	b=6 c=4
135 to 235	b=6 c=4	b=6 c=4
240 and above	b=9 c=4	b=9 c=4

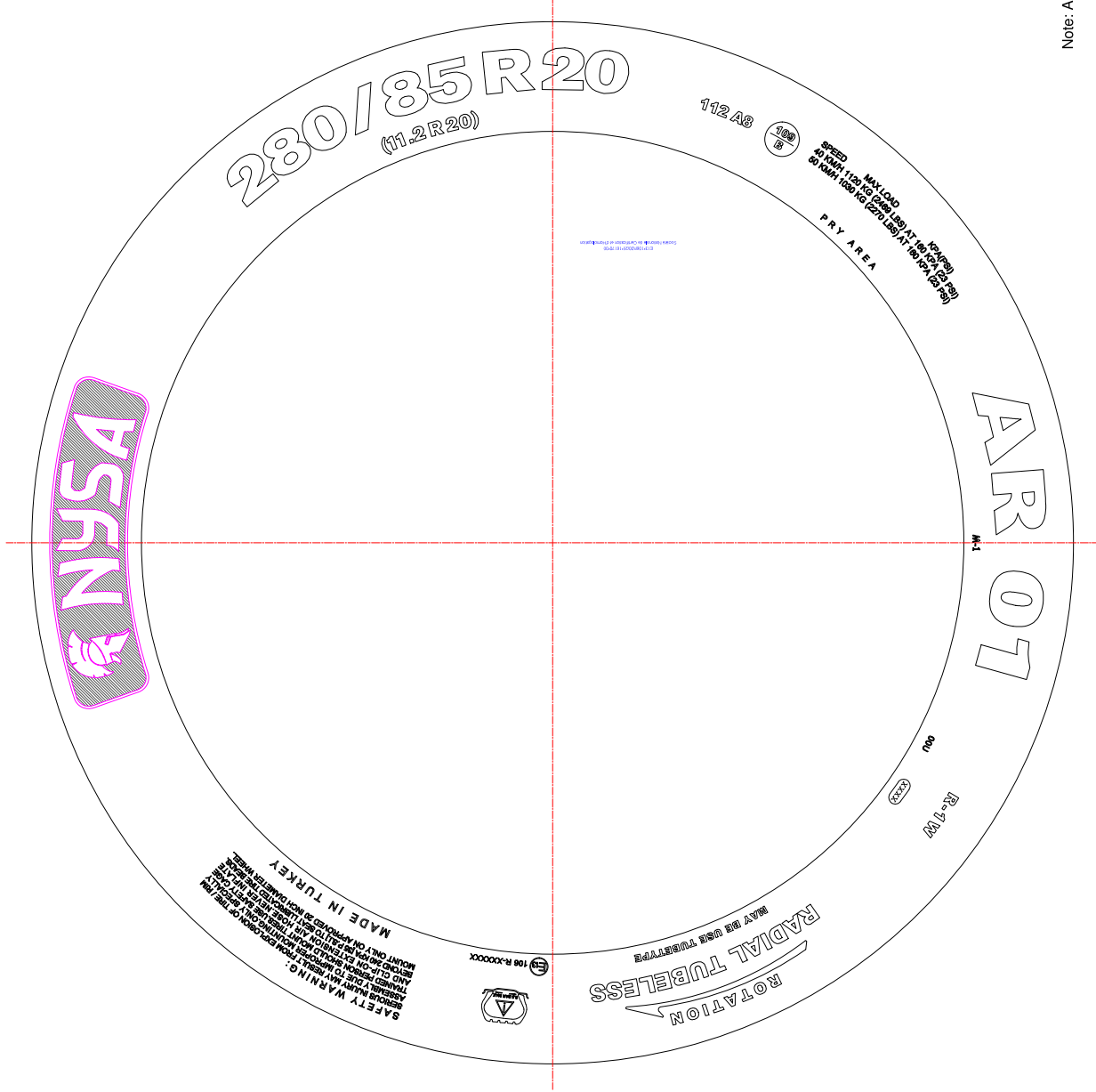
Note: Arrangement of tyre markings are made as specified according to Annex 2 and Annex 3 of ECE Regulation 106 as stated above.

Malzeme Material	Revizyon no / tarih	Revizyon no / date	Sayfa Sheet	Tarih/Date
Yusuf ERDOGAN Citizen Drawn by	T.ERSOY Onay Checked by	Approved by	1	03.02.2023
Alakali çizim Relevant drawing	Dizayn--Tasarım Designed by	1:1	Parça no / Part no	Format
Parça adı Description	280/85 R20 POWER-X			

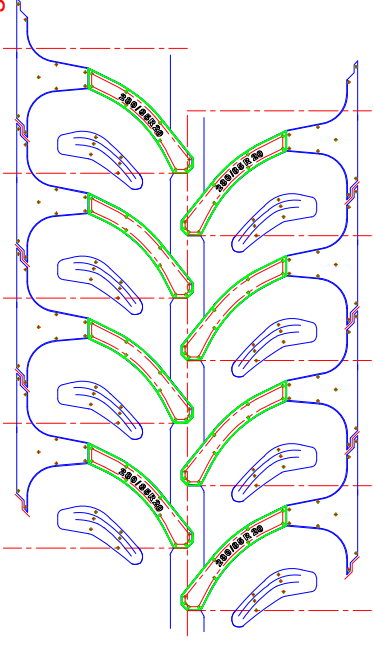


LASTİK VE KAUÇUK

Annex-2



Page 6/6



Annex 2

Arrangement of approval mark

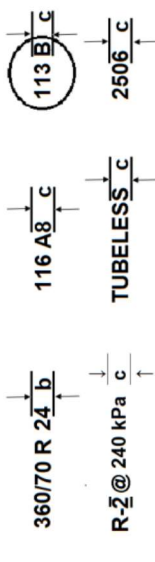


Annex 3

Arrangement of tyre markings

Part A: Drive wheel tyres for agricultural tractors

Example of the markings to be borne by tyres complying with this Regulation



Minimum heights of markings (mm)

Types of nominal section width (mm)	Types of rim diameter code			
	Up to 12	13 to 19.5	20 and above	
up to 130	b=4 c=4	b=6 c=4	b=9 c=4	b=9 c=4
135 to 235	b=6 c=4	b=6 c=4	b=9 c=4	b=9 c=4
240 and above	b=9 c=4	b=9 c=4	b=9 c=4	b=9 c=4

Note: Arrangement of tyre markings are made as specified according to Annex-2 and Annex-3 of ECE Regulation 106 as stated above.

Malzeme Material	Revizyon no / tarih Revision no / date	Sayfa Sheet	Mak. no / Mac. no	Tarih/Date
Yusuf ERDOĞAN Çizim Drawn by	T. ERDOĞAN Onay Approved by	1	Parça no / Part no	03.02.2023
Alakali çizim Relevant drawing	Dizayn--Tasarım Designed by	1:1	Format	
Parça adı Description	280/85 R20 AR 01			



LASTİK VE KAÇUK