

---

**SH530**  
**Respiratory Tract Humidifier for**  
**Medical Use**

**Operating Manual**

Revision D

**when the recommended accessories are used with other humidifiers.**

( 9 ) Insert temperature sensors into the temperature sensor adapters of chamber port and patient port.

(System connection is shown in fig. 6-1, fig. 6-2, and fig. 6-3)

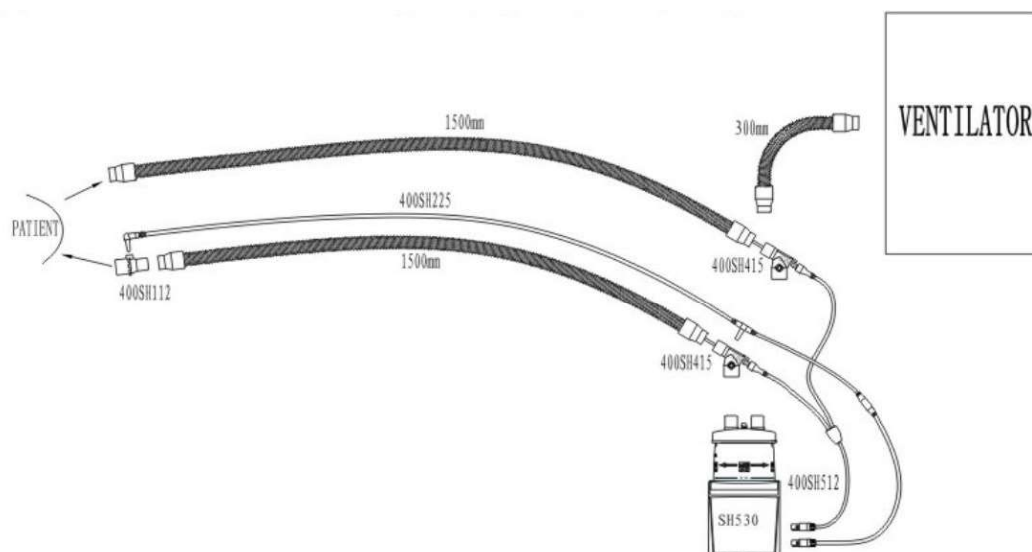


Fig. 6-1 the typical system (two tubes with heater wires)

Components in this system:

Humidification chamber: SH360

Respiratory tubes: silica gel tubes, the length is 1500mm

Temperature probe: 400SH225

Adapters: 400SH112

Heater wires: 400SH415

Heater wire adapters: 400SH512

We should choose the components according to the practical conditions.

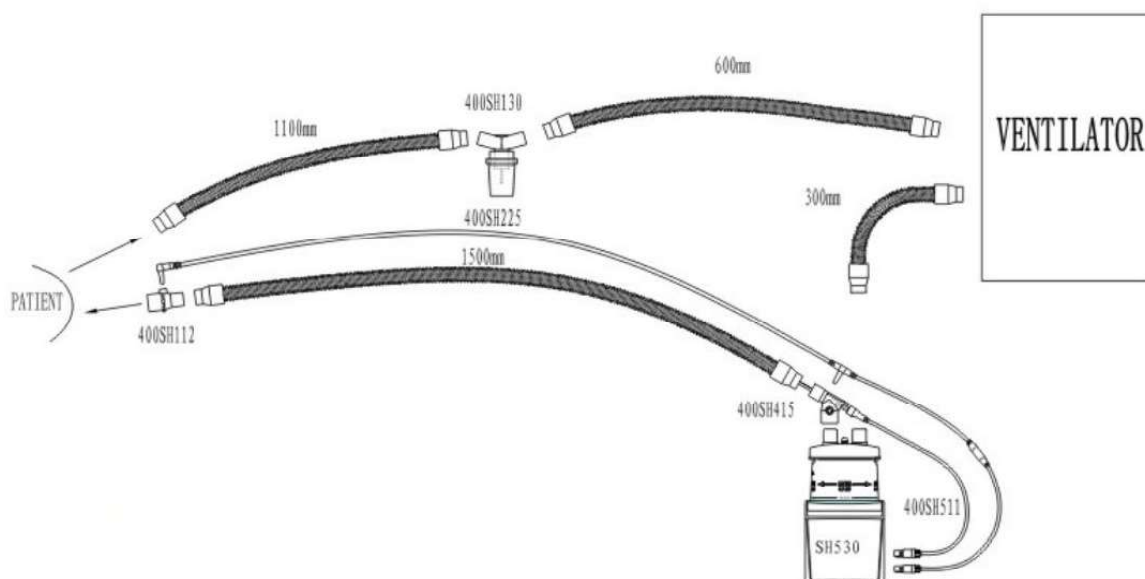


Fig. 6-2 the typical system (only one tube with heater wires)

Components in this system:

Humidification chamber: SH360

Respiratory tubes: silica gel tubes, the length is 1500mm, 1100mm+600mm

Temperature probe: 400SH225

Adapters: 400SH112

Heater wires: 400SH415

Heater wire adapters: 400SH511

Water trap: 400SH130

We should choose the components according to the practical conditions.

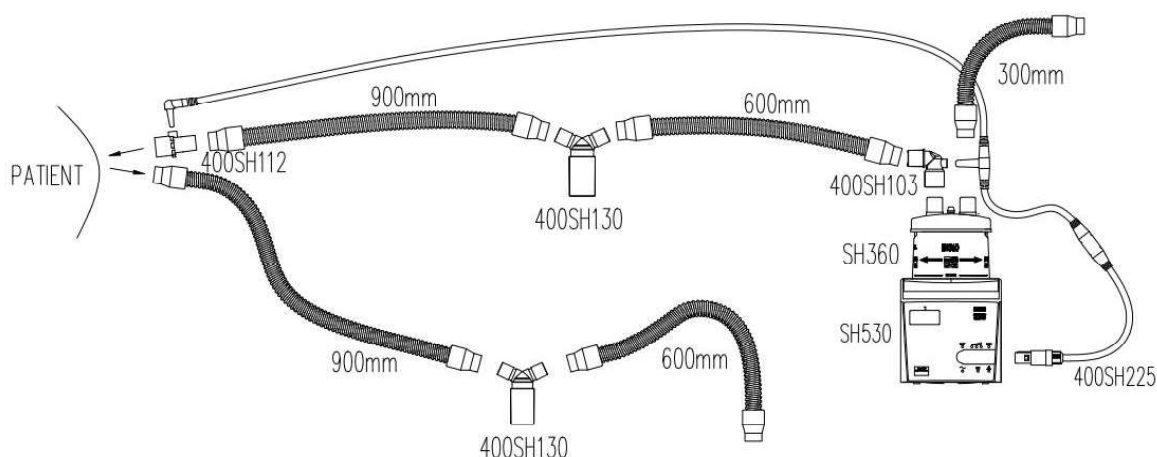


Fig. 6-3 the typical system (without heater wires)

Components in this system:

Humidification chamber: SH360

Respiratory tubes: silica gel tubes, the length is 600mm+900mm

Temperature probe: 400SH225

Adapters: 400SH112, 400SH103

Water trap: 400SH130

We should choose the components according to the practical conditions.