

## ALKALINE PEPTONE WATER

Enrichment medium for *Vibrio spp* isolation from infectious materials.

### TYPICAL FORMULA (g/l)

Peptone	10.0
Sodium Chloride	10.0
Final pH= 8.5 ± 0.2 at 25°C.	

### DIRECTIONS

Suspend 20.0 g of powder in 1 liter of distilled or deionized water. Heat until completely dissolved. Dispense into final containers as appropriate. Sterilize in autoclave at 121 °C for 15 minutes.

### DESCRIPTION

ALKALINE PEPTONE WATER is recommended by OMS and APHA as a transport and enrichment medium for *Vibrio spp*. The enrichment in liquid medium is necessary for isolation of *Vibrio* from feces (after the first 48 hours of disease), for the control of carriers and for the examination of drinks, foods or sewage. The high value of pH slows down the development of common contaminants, so that after 6-7 hours of incubation, *vibrio*, if present, stand out on microscopical examination in dark field.

### TECHNIQUE

The medium is inoculated with few drops or a loopful of material and incubated at 36 ± 1°C. After 12-24 hours, inoculate a loopful of the culture broth on a isolation medium. For confirming the diagnosis, submit the suspected colonies to serological and biochemical identification tests.

### QUALITY CONTROL

#### Dehydrated medium

Appearance: free-flowing, homogeneous.

Color: cream-white to light tan.

#### Prepared medium

Appearance: clear to very slight opalescent.

Color: light amber.

Incubation conditions: 36 ± 1°C for 24 hours.

Microorganism	ATCC	Growth
<i>Vibrio cholerae</i>	11218	good
<i>Escherichia coli</i>	25922	none
<i>Staphylococcus aureus</i>	25923	none


### STORAGE

The powder is very hygroscopic: store the powder at 10-30 °C, in a dry environment, in its original container tightly closed and use it before the expiry date on the label or until signs of deterioration or contamination are evident. Store prepared media at 2-8 °C.











### REFERENCES

1. APHA (1985) – Standard Methods for the Examination of Water Wastewater, 16th ed.
2. Benenson, A.S., Islam M.R. & Greenough, W.B. (1964) – Rapid identification of *Vibrio cholerae* by darkfield microscopy. Bull, WHO, **30**, 827.

### PRESENTATION

Product	REF	
ALKALINE PEPTONE WATER (25.0 l)	610098	500g
ALKALINE PEPTONE WATER (5.0 l)	620098	100g

### TABLE OF SYMBOLS

 <b>LOT</b> Batch code	 Caution, consult accompanying documents	 Manufacturer	 Contains sufficient for <n> tests	 <b>IVD</b> In Vitro Diagnostic Medical Device
 <b>REF</b> Catalogue number	 Fragile, handle with care	 Use by	 Temperature limitation	 Keep away from heat source