Angiodyn

Angiographic syringes / Injector syringes

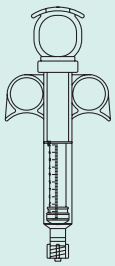

Angiodyn
Angiographic syringes for contrast media injection

– rubber gasket for smooth plunger action with double seal
– crystal clear barrel

10 ml angiographic syringe with rotating adapter
– ring plunger and medium sized grip plate
– security stop at 1.0 ml
– lateral finger rings

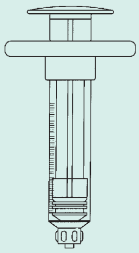

10 ml angiographic syringe with male Luer lock-fitting
– medium sized grip plate
– security stop at 1.0 ml

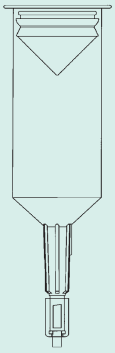

Angiodyn injector syringes
– developed for high pressure injectors up to 84 bar / 1200 psi
– transparent, high quality polypropylene for easy identification of air bubbles
– plunger with double seal prevents air aspiration and leakage
– protective cap to avoid contamination when using aseptic technique
– connection to all Luer standards possible

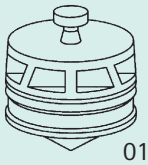

0137 NE

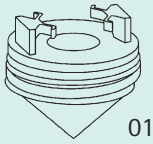

0137 NF

Additional tubing (without illustration)
– to facilitate contrast media filling of injector syringes

			Code-Number	Sales unit-pcs.
10 ml angiographic syringe with rotating adapter			**5011990**	50
10 ml angiographic syringe with male Luer lock-fitting			**5010142**	50
0137NE	150 ml	Angiomat 6000 TM	**5010200**	50
0137NF	150 ml	Medrad (Mark V,...)	**5010207**	50
Additional tubing			**5017000**	100

Vena Cava Filters

For protection against pulmonary embolism

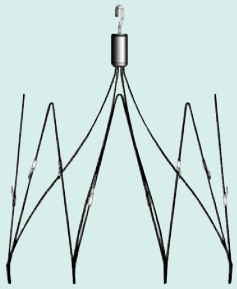



Vena Cava Filters
Indications:

- contraindications to anticoagulants (severe coagulopathy, thrombocytopenia, hemorrhage, recent brain surgery, recent cranial trauma, ...)
- failure of the anticoagulants treatment (recurrent pulmonary embolism under treatment development of clot in spite of anti-coagulation)
- severe complication of the anticoagulants treatment (intestinal hemorrhage, gastroduodenal ulcer, ...)

Advantages:

- proven conical design
- long term temporary filter: up to 12 weeks (Tempofilter II)
- made from Phynox, a non-ferromagnetic alloy with excellent MRI compatibilty and X-Ray visibility
- various access sites (VenaTech LP and VenaTech Convertible)
- small, flexible introducer (VenaTech LP)
- compatible with large Vena Cava (VenaTech LP and VenaTech Convertible)
- may be altered structurally to deactivate filtration (VenaTech Convertible)

Permanent filters	access site	Code-Number	Sales unit-pcs.
VenaTech LGM 30 D/U	femoral, jugular	**5010519**	1
VenaTech LP	jugular, femoral, subclavian	**4435125**	1
VenaTech LP brachial Introducer System	brachial	**4439985**	1
VenaTech LP Platinum Introducer System	femoral, jugular, subclavian	**4439986**	1
Temporary filter	access site		
Tempofilter II	jugular	**4430098**	1
Convertible filter	access site		
VenaTech Convertible	femoral, jugular	**4435140**	1

Accessories for PTCA

Y-Connector, PTCA-Set, Fluid Collection System

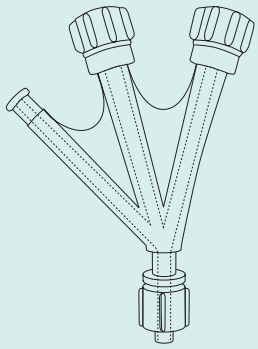

	Code-Number	Sales unit-pcs.
Y-Connector For all interventional techniques – with rotational adaptor and Touhy-Borst-valve – 9.5F lumen		
Y-connector with plastic insertion tool	**5021693**	10
Double Y-connector with plastic insertion tool	**5020743**	5
Unique Kissing BiBalloon adaptor For simultaneous and/or sequential dilatation of bifurcation lesions - innovative approach for multiple dilatation techniques - final kissing balloon inflation		
Kissing BiBalloon adaptor	**5014760**	25
PTCA-Kit 1 – Y-connector with metal insertion tool – Torquer, luminescent wire grip for all diameters up to 0.022" – Inflation Device for PTCA (622510)		
PTCA-Kit 1	**622511**	1
PTCA-Kit 2 – Y-connector with metal insertion tool – Torquer, luminescent wire grip for all diameters up to 0.022"		
PTCA-Kit 2	**5028550**	10
Bifurcation Kit – Inflation device – Double Y-Connector – Kissing Balloon adaptor – Insertion tool and torquer		
Bifurcation Kit	**5028904**	1
Fluid Collection System — aspiration of liquids (saline solution, contrast media) — secure disposal of aspiration liquid in a closed container (bag) — tubing length to dual check valve: 190 cm — tubing length to container: 180 cm — container volume: 1000 ml		
Fluid Collection System	**5010555**	**50**

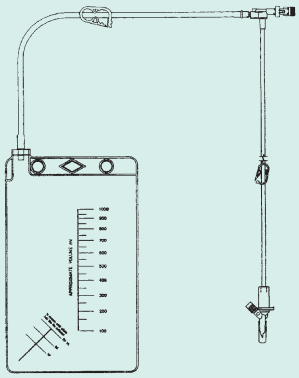

Customized kits on request. Please ask your B. Braun clinical specialist.

Angiodyn

High pressure tubing with / without rotating adaptor

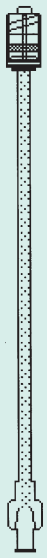

Angiodyn high pressure tubing
– transparent for visual control
– tubing lengths for all needs
– luer lock-fitting male / female

Angiodyn high pressure tubing up to 84 bar (1200 psi)
– braided PUR, very flexible

male / female with rotating adaptor

length cm	inner ø (mm)	outer ø (mm)		
50	1.7	3.6	**5011507**	25
75	1.7	3.6	**5011515**	25
100	1.7	3.6	**5011523**	25
120	1.7	3.6	**5011531**	25
200	1.7	3.6	**5016002**	25



Angiodyn high pressure tubing up to 70 bar (1000 psi)
– PVC, flexible

male / female with rotating adaptor

length cm	inner ø (mm)	outer ø (mm)		
50	2.15	4.75	**5011957**	20
75	2.15	4.75	**5011965**	20
100	2.15	4.75	**5011973**	20
120	2.15	4.75	**5011938**	20
150	2.15	4.75	**5018580**	25

male / female without rotating adaptor

length cm	inner ø (mm)	outer ø (mm)		
50	2.15	4.75	**5018196**	20
75	2.15	4.75	**5018200**	20
100	2.15	4.75	**5018218**	20
120	2.15	4.75	**5018233**	20
150	2.15	4.75	**5014875**	20

Combitrans

Monitoring kits with disposable transducer
Basic kits

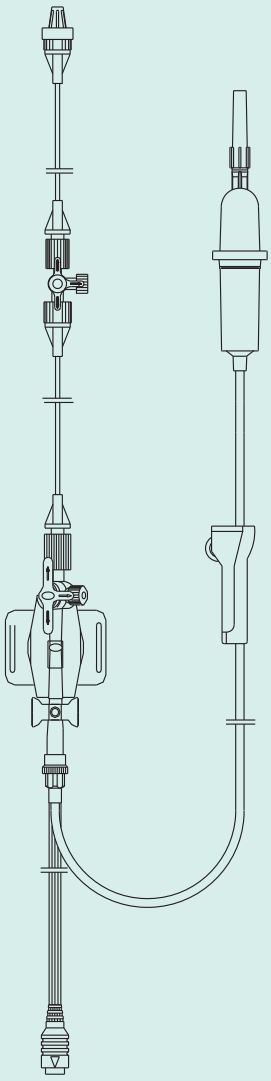

Combitrans
Monitoring kit with disposable transducer for physiological pressure measurement

Complete system
- for optimal transmission of pressure signal
- saves time and makes work easier due to practical configurations
- avoids contamination at connections and during blood sampling

Combitrans Monitoring kit
- **Intrafix M**
  - special administration kit for pressure measurement
- **Combitrans flush device**
  - quick flush rate ≥ 1 ml/s
  - continuous flush rate 3 ml/h at 300 mmHg
- **Combitrans disposable transducer**
  - compact and 100 % tested unit with excellent pressure transmission
  - can be used in combination with all CF-class monitors
  - adapts to interface cable with plug connection
  - modern chip technology for an accurate registration of values
  - precalibrated sensor with constant electrical parameters (sensitivity, linearity, zero stability)
  - straight fluid channel for an easy air-bubble free filling
- **Discofix-3**
  - 2 three-way stopcocks red (arterial), blue (venous) or yellow (pulmonal arterial)
- **Combidyn pressure tubing** 125 cm
  - ø 1.5 x ø 2.7 mm
  - with red (arterial), blue (venous) or yellow (pulmonal arterial) stripe
- **Combidyn pressure tubing** 20 cm
  - ø 1.5 x ø 2.7 mm
  - with red (arterial) stripe, blue (venous) or yellow (pulmonal arterial) stripe

Combitrans Monitoring kit

	Code-Number	Sales unit-pcs.
red (arterial)	**5202620**	20
blue (venous)	**5202604**	20
yellow (pulmonal arterial)	**5202617**	20

Combidyn pressure tubing with three-way stopcock
- pressure tubing, red, ø 1.5 mm x ø 2.7 mm, 20 cm
- connected three-way stopcock, red

Combidyn pressure tubing with three-way stopcock	**5208599**	50

BRILLIANT HIGH-FLYER

ACCERO® Stent

- Self-expanding braided stent
- BlueXide® surface finishing
- Excellent opening behaviour & adaptability
- Brilliant visibility

αcandis®

ENGINEERING STROKE SOLUTIONS

ACCERO® Stent



ACCERO® Stent is a highly visible, braided self-expanding stent with BlueXide® surface technology.

ADAPTIVE

The stent has an excellent opening behaviour and an advanced wall apposition at the ends. Our engineers designed a high radial resistive force to ensure reliable coil retention.

EASY TO USE

The ACCERO® can be delivered through 0.0165"-0.0170" microcatheters and double lumen balloon guidecatheters* and can be resheated more than 95% of its length.

** contact Acandis for detailled microcatheter compatibility information*

Captions:
1,2 Stent assisted coiling with ACCERO® Stent





BlueXide® Surface Finishing

The Acandis® proprietary BlueXide® surface finishing aims to optimize hemocompatibility and facilitates stent delivery by:

- Corrosion protective BlueXide® surface ensures an extremely **low Nickel ion release**.
- High Oxygen and Nitrogen intensity of the protective Titanium Oxide/Oxynitride film **reduces platelet adhesion and favours endothelialization** compared to native oxide and therefore results in improved vessel healing.
- Smooth surface of Nitinol wires favours **excellent opening behaviour and low delivery force**.





SEM (scanning electron microscope) image of the surface

VISIBLE

Enhanced radiopacity of the Platinum-Nitinol composite wire allow the visibility of the entire contour of the stent. Three additional Platinum markers at each end plus the middle marker allow an accurate placement.

STENT ASSISTED COILING WITH ACCERO®

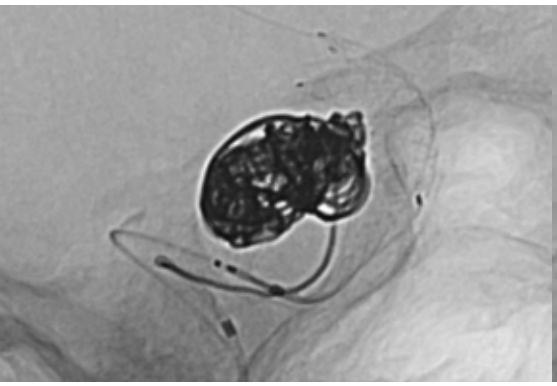

Initial Deployment of ACCERO® 4.5 x 20 mm

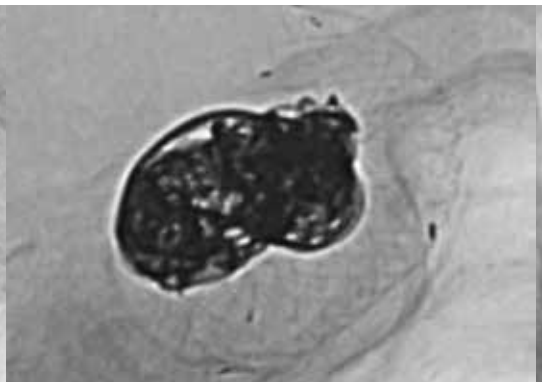

ACCERO® fully deployed

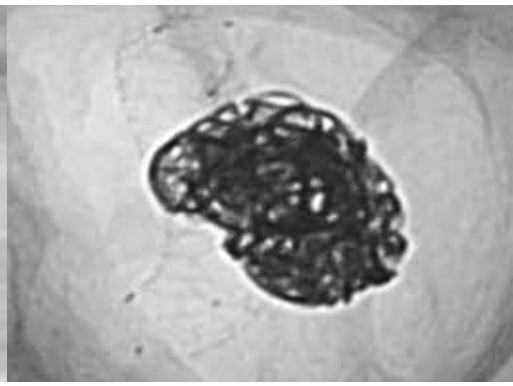

Final Angio

Images are Courtesy of Dr. P. Stracke, Alfried Krupp Hospital, Essen

ORDERING INFORMATION

Labelled ACCERO® Stent Ø (mm)	Labelled ACCERO® Stent Length (mm)	Reference Number	Recommended Vessel Ø (mm)	Recommended MC for Delivery (inch)
2.5	10	01-000800	1.5 – 2.5	0.0165-0.017
	15	01-000801		
	20	01-000802		
3.5	10	01-000806	2.5 – 3.5	
	15	01-000807		
	20	01-000808		
	25	01-000841		
4.5	15	01-000813	3.5 – 4.5	
	20	01-000814		
	25	01-000842		

Product Name	Reference Number*	ID (inch)	OD dist. / prox. (French)	Usable Length (cm)
NeuroSlider® 17	01-000272	0.0165	1.9 / 2.1	155

* For availability please contact your local representative from Acandis®.

All changes or modifications, may they be technical or other, or changes in the availability of products are expressively reserved.

Distributed by:

acandis®
ENGINEERING STROKE SOLUTIONS

CE 0297

ACANDIS GmbH
Theodor-Fahrner-Str. 6
75177 Pforzheim
Germany

Tel: +49 7231 155 00 0
Fax: +49 7231 155 00 129
E-Mail: info@acandis.com
www.acandis.com

www.3we.de 1811

09-000095 EN 11/2018

UNIQUE FLEXIBILITY

ACCLINO® flex plus Stent

- Improved visibility
- New range for more treatment options
- For microcatheters with 0.0165 – 0.021“ ID

acandis®

ENGINEERING STROKE SOLUTIONS

UNIQUE FLEXIBILITY

The optimised asymmetric cell design of the closed cell laser-cut Stent ensures the highest flexibility in its class. The Stent displays enhanced expansion behaviour, excellent vessel wall apposition and optimal conformability even in tortuous vessel anatomies.

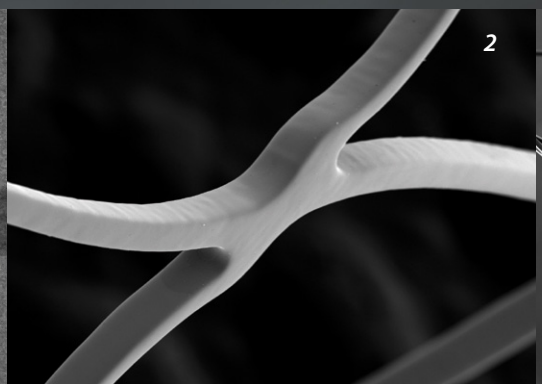

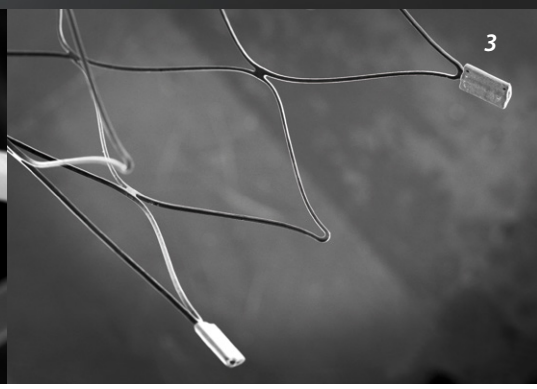

MORE TREATMENT OPTIONS

The new ACCLINO® flex plus Stent provides an increased range and is suitable for vessel diameters from 1.5 to 6.0 mm. For an easy handling all sizes from 3.0 – 5.5 mm are deliverable through microcatheters with 0.0165" – 0.017" ID. This allows a sequential stent and coil placement without the changing of the microcatheter. The 6.5 mm diameter devices are deliverable through microcatheters with 0.021" ID.

NEW X-RAY MARKER

Visibility leads to maximum safety. The three flat Platinum-Iridium X-ray markers on each end of the ACCLINO® flex plus Stent and the two golden transport wire markers support a safe and precise placement under fluoroscopy.

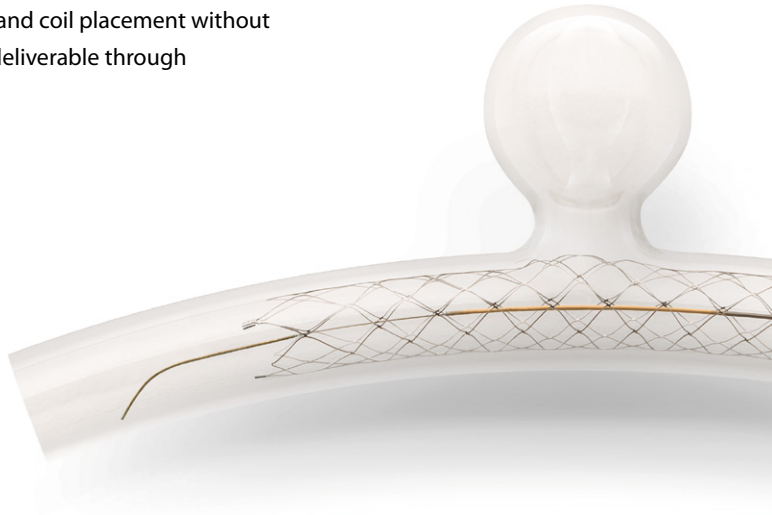

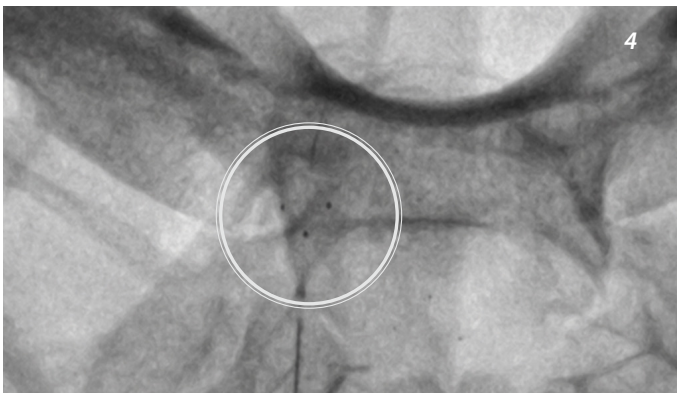

Captions:

1 *Improved visibility*
2 *SEM (scanning electron microscope) image of the surface*
3 *Three low profile Platinum-Iridium X-ray markers*
4 *Good visibility even behind solid bone structures*



Highly flexible self-expanding nitinol Stent for the treatment of intracranial aneurysms

FLEXIBLE

- **Excellent vessel wall apposition and exceptional conformability**
- **Enhanced expansion behaviour due to balanced radial force and adaptive cell geometry**

SECURE & VISIBLE

- **Improved X-ray marker concept**
- **Maximum vessel lumen patency**
- **Low thrombogenicity**

RELIABLE

- **Enhanced delivery and accurate placement**
- **Resheathability**

REPOSITIONABLE

The proximal transport wire markers indicate the "point of no return" up to where the Stent can be resheated securely. The ACCLINO® flex plus Stent can be recaptured and repositioned up to 90 % of its length – if needed.

REDUCED THROMBOGENICITY

The perfectly electropolished stent cell connectors, only between 50 to 70 µm thin, occupy minimal space in the vessel lumen and lead to a low thrombogenicity[1].

[1] *(Brassel et. Al, j Neurointervent Surg 2016. 0:1-6)*

EASY GRIP

The sleek surface of the transport wire changes into a unique griped surface, perceptible visually and by touch at the fluoroscopy marker point, to enhance the grip and push for a controlled and safe placement.

ORDERING INFORMATION

Labelled ACCLINO® flex plus Dimensions (mm)	Reference Number	Stent Diameter (mm)	Stent Length (mm)	Recommended Vessel Diameter (mm)	Required Micro-catheter for Delivery** (Inch)
3.0 × 15	01-001122	3.0	15	1.5 – 2.5	0.0165 – 0.017
3.0 × 20	01-001123		20		
3.0 × 25	01-001124		25		
3.0 × 30	01-001125		30		
3.0 × 35	01-001126		35		
3.5 × 15	01-001132	3.5	15	1.5 – 3.0	0.0165 – 0.017
3.5 × 20	01-001133		20		
3.5 × 25	01-001134		25		
3.5 × 30	01-001135		30		
3.5 × 35	01-001136		35		
4.0 × 15*	01-001142	4.0	15	2.5 – 3.5	0.0165 – 0.017
4.0 × 20*	01-001143		20		
4.0 × 25*	01-001144		25		
4.0 × 30*	01-001145		30		
4.0 × 35*	01-001146		35		
4.5 × 15	01-001152	4.5	15	2.5 – 4.0	0.0165 – 0.017
4.5 × 20	01-001153		20		
4.5 × 25	01-001154		25		
4.5 × 30	01-001155		30		
4.5 × 35	01-001156		35		
5.5 × 20	01-001173	5.5	20	3.5 – 5.0	0.0165 – 0.017
5.5 × 25	01-001174		25		
5.5 × 30	01-001175		30		
5.5 × 35	01-001176		35		
6.5 × 20	01-001193	6.5	20	4.0 – 6.0	0.021
6.5 × 25	01-001194		25		
6.5 × 30	01-001195		30		
6.5 × 35	01-001196		35		

HRF

HRF

HRF: High Radial Force – compared to ACCLINO® flex Stents within the same recommended vessel diameter.

* For availability please contact your local representative from Acandis®
** The ACCLINO® flex plus Stent is compatible with the Acandis® NeuroSlider® Microcatheter.

Recommended Microcatheter

Product Name	Reference Number	ID (inch)	OD dist./prox. (French)	Usable Length (cm)
NeuroSlider® 17	01-000272	0.0165	1.9 / 2.1	155
NeuroSlider® 21	01-000273	0.021	2.4 / 2.5	155

The ACCLINO® flex plus Stents require microcatheters with 0.0165" – 0.021" ID.

Distributed by:

acandis®
ENGINEERING STROKE SOLUTIONS

CE 0297

ACANDIS GmbH
Theodor-Fahrner-Str. 6
75177 Pforzheim
Germany

Tel: +49 7231 155 00 0
Fax: +49 7231 155 00 129
E-Mail: info@acandis.com
www.acandis.com

www.3we.de 1710

09-000085 EN 10/2017

VISIBLE ADAPTABILITY

DERIVO® Embolisation Device



- Unique visibility
- 2.5 mm to 6.0 mm vessel diameter
- True self-expansion

ENGINEERING STROKE SOLUTIONS

Proven Technology – Safe and Efficient

New composite wire concept for outstanding visibility of the DERIVO® contour

Treatment of left saccular ICA aneurysm with DERIVO® 5.0 mm x 20 mm

Excellent visibility of DERIVO® contour even in front of dense bone structures. View inside the lumen is possible.

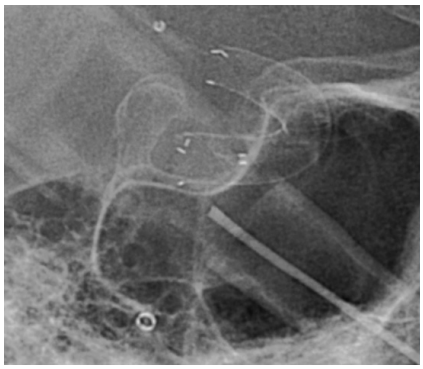

Opening of DERIVO® in tight curve is clearly visible.

Images by courtesy of: Prof. Reith, Department of Neuroradiology, Saarland University Hospital, Homburg, Germany

Balanced mechanical properties for excellent clinical performance

Treatment of large right ICA aneurysm with DERIVO® 4.0 mm x 30 mm

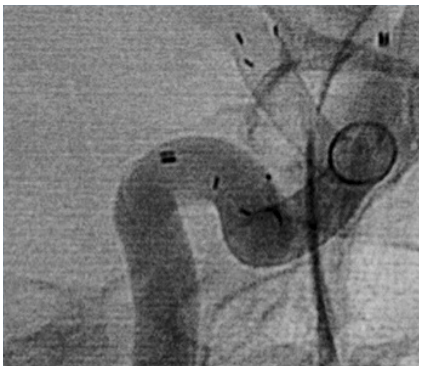

Perfect wall apposition: DERIVO® contour follows exactly the tortuous shape of the vessel.

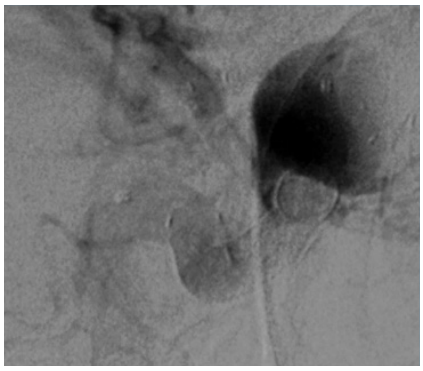

Immediate flow diversion effect after DERIVO® placement.

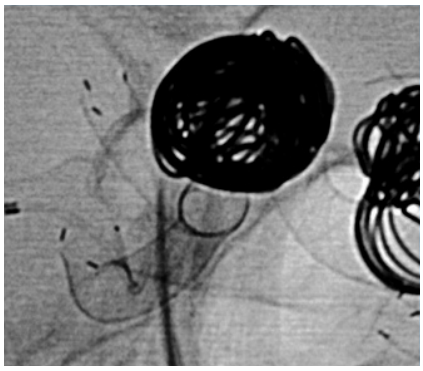

Excellent visibility of fully released DERIVO®.

Images by courtesy of: Dr. Prothmann, Klinikum rechts der Isar, Department of Diagnostic and Interventional Neuroradiology, Technical University Munich, Germany

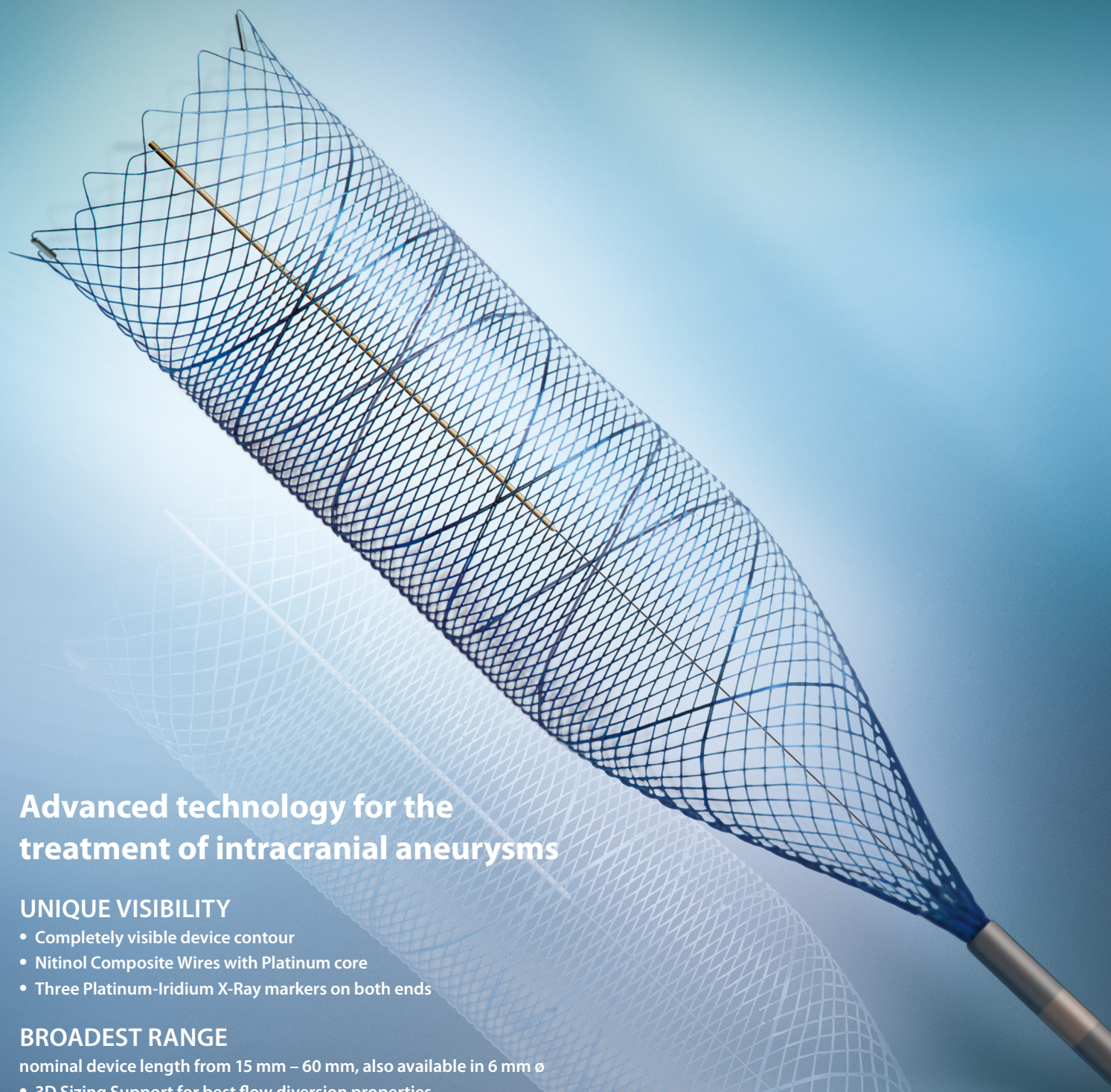

Advanced technology for the treatment of intracranial aneurysms

UNIQUE VISIBILITY

- Completely visible device contour
- Nitinol Composite Wires with Platinum core
- Three Platinum-Iridium X-Ray markers on both ends

BROADEST RANGE

nominal device length from 15 mm – 60 mm, also available in 6 mm ø

- 3D Sizing Support for best flow diversion properties
- Long lengths to avoid telescoping
- Intended vessel diameters from 2.5 mm up to 6 mm

EXCEPTIONAL RELIABILITY

- Secure wall apposition because of flared ends & closed distal ends
- Better corrosion resistance and lower thrombogenicity[1] due to BlueXide® Surface Finishing
- Outstanding flexibility combined with well-balanced radial force

[1] results from in-vitro testings

FLOW – WHERE IT SHOULD BE

Acandis® is using the latest technological developments to ensure a smooth, reliable and precise treatment of intracranial aneurysms with the DERIVO® Embolisation Device.

BlueXide® Surface Finishing
The Acandis® proprietary BlueXide® Surface Finishing Technology ensures less friction during delivery through the microcatheter as well as during expansion, making the opening of the device smooth and reliable. This finishing contributes to better corrosion resistance which might lead to lower thrombogenicity.

Nitinol Composite Wires
The entire device consists of Nitinol Composite Wires with Platinum core leading to an outstanding visualisation of the contour and shape of the device under fluoroscopy.

X-Ray Markers
Three Platinum-Iridium X-Ray markers are positioned on each end of the DERIVO® Embolisation Device for an accurate placement.

Closed Distal Ends
The closed distal ends of the DERIVO® Embolisation Device help in delivering the device smoothly and releasing it simply, as they create less friction during the delivery through the microcatheter. Additionally these ends are less traumatic, even if the implant is oversized in the distal part of the vessel.

Flared Ends
The DERIVO® Embolisation Device has flared ends for a secure wall apposition immediately after the initial distal opening, while the foreshortening on the proximal end is reduced.





Flow Diversion

The mesh density enables flow diversion away from the aneurysm while maintaining the flow into the side branches. Particle Image Velocimetry (PIV) proves the effectiveness of the DERIVO® Embolisation Device flow diversion properties.

Vessel Wall Conformability

The braiding design ensures a good vessel wall conformability, even in highly variable vessel diameters and in tortuous anatomies.

Velocity during Systole

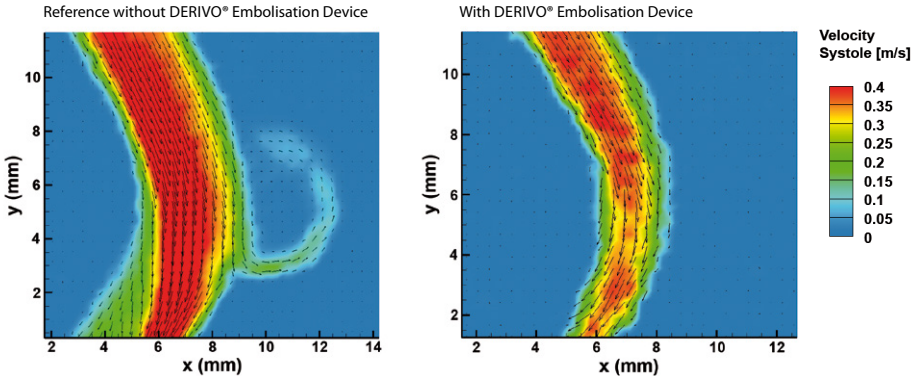

Velocity during Diastole

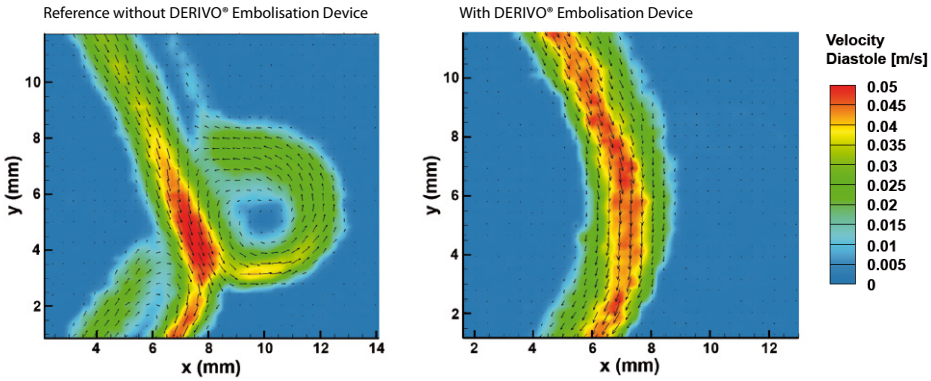

Particle Image Velocimetry (PIV) by courtesy of: Dept. of Cardiovascular Engineering RWTH Aachen (CVE/AME)

PROCEDURE – RELIABLE AND EFFECTIVE

s.e.c.u.r.e. GP Technology

The DERIVO® Embolisation Device is equipped with a Nitinol transport wire using the s.e.c.u.r.e. GP Technology engineered to meet the demands of a reliable and effective procedure.

S- safe

E- enhanced

C- controlled

U- unique

R- reliable

E- effective

The sleek surface of the transport wire changes into a unique – optically and tactile perceptible – checkered surface at the fluoroscopy marker point, to enhance the grip and push for a controlled and safe placement of the DERIVO® Embolisation Device.



Resheathability

The device can be safely recaptured and repositioned if an adjustment and superior placement is needed.

Tip Design



With tip – for additional distal support and retention of device access after release.



Without tip (only applicable for 40 mm and 50 mm device lengths) – for more flexibility and tip control in the treatment of long lesions.

SIZING SUPPORT CHART – DERIVO® EMBOLISATION DEVICE

Labelled DERIVO® Dimensions (mm)	Reference Number		Unconstrained DERIVO® Dimensions (mm)	DERIVO® Lengths in corresponding Intended Use Diameters (mm)		
		Ø	3.7	3.5	3.0	2.5
3.5 × 15	01-000408	Device Length	10	15	20	25
3.5 × 20	01-000409		13	20	27	32
3.5 × 25	01-000410		16	25	35	41
3.5 × 30	01-000411		19	30	41	48
3.5 × 40	01-000415		25	40	53	66
		Ø	4.2	4.0	3.5	3.0
4.0 × 15	01-000381	Device Length	11	15	20	25
4.0 × 20	01-000330		14	20	27	32
4.0 × 25	01-000335		17	25	35	41
4.0 × 30	01-000340		20	30	41	48
4.0 × 40	01-000360		26	40	53	66
		Ø	4.7	4.5	4.0	3.5
4.5 × 15	01-000382	Device Length	11	15	20	25
4.5 × 20	01-000331		14	20	27	32
4.5 × 25	01-000336		17	25	35	41
4.5 × 30	01-000341		20	30	41	48
4.5 × 40	01-000361		26	40	53	66
		Ø	5.2	5.0	4.5	4.0
5.0 × 15	01-000383	Device Length	11	15	20	23
5.0 × 20	01-000332		14	20	27	32
5.0 × 25	01-000337		17	25	35	41
5.0 × 30	01-000342		20	30	41	48
5.0 × 40	01-000362		26	40	53	62
5.0 × 50	01-000363		34	50	68	82
		Ø	5.7	5.5	5.0	4.5
5.5 × 15	01-000384	Device Length	11	15	20	23
5.5 × 20	01-000333		14	20	27	32
5.5 × 25	01-000338		17	25	35	41
5.5 × 30	01-000343		20	30	41	48
5.5 × 40	01-000364		26	40	53	62
5.5 × 50	01-000365		34	50	68	82
		Ø	6.2	6.0	5.5	5.0
6.0 × 15	01-000385	Device Length	11	15	20	23
6.0 × 20	01-000334		14	20	27	32
6.0 × 25	01-000339		17	25	35	41
6.0 × 30	01-000344		20	30	41	48
6.0 × 40	01-000366		26	40	53	62
6.0 × 50	01-000367		34	50	68	82

Note: all indicated lengths can vary within a tolerance range of +/- 1mm

For optimal case preparation, Acandis also offers software-based 3D Sizing Support.

For further information please contact the Clinical Support Team: **clinical-support@acandis.com**

ORDERING INFORMATION

Labelled DERIVO® Diameter (mm)	Labelled DERIVO® Length (mm)	Reference Number	Recommended Vessel Diameter (mm)	Required Microcatheter for Delivery ** (inch)
3.5	15	01-000408	2.5 – 3.5	0.027
	20	01-000409		
	25	01-000410		
	30	01-000411		
	40	01-000415*		
4.0	15	01-000381	3.0 – 4.0	
	20	01-000330		
	25	01-000335		
	30	01-000340		
	40	01-000360*		
4.5	15	01-000382	3.5 – 4.5	
	20	01-000331		
	25	01-000336		
	30	01-000341		
	40	01-000361*		
5.0	15	01-000383	4.0 – 5.0	
	20	01-000332		
	25	01-000337		
	30	01-000342		
	40	01-000362*		
	50	01-000363*		
5.5	15	01-000384	4.5 – 5.5	
	20	01-000333		
	25	01-000338		
	30	01-000343		
	40	01-000364*		
	50	01-000365*		
6.0	15	01-000385	5.0 – 6.0	
	20	01-000334		
	25	01-000339		
	30	01-000344		
	40	01-000366*		
	50	01-000367*		

All changes or modifications, may they be technical or other, or changes in the availability of products are expressively reserved.

* Indicated on package as „without Tip" as the tip always stays inside the stent for the 40 mm and 50 mm length
** Please contact your local Acandis® representative for information on compatible microcatheters

Distributed by:

acandis®
ENGINEERING STROKE SOLUTIONS

CE 0297

ACANDIS GmbH
Theodor-Fahrner-Str. 6
75177 Pforzheim
Germany

Tel: +49 7231 155 00 0
Fax: +49 7231 155 00 129
E-Mail: info@acandis.com
www.acandis.com

www.3we.de 1709
09-000052 EN 09/2017

Suitable for Aspiration

NeuroBridge® Intermediate Catheter

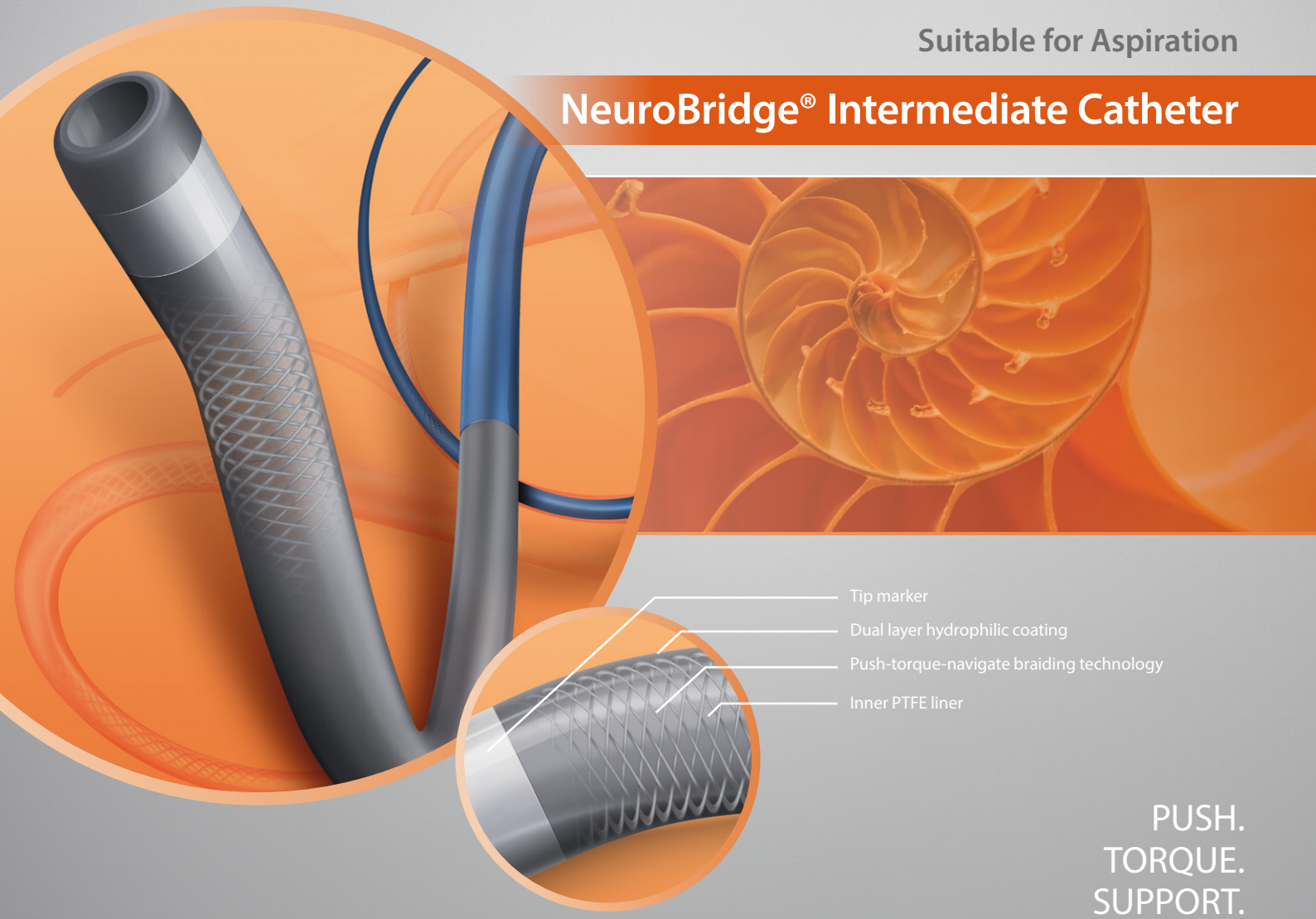

PUSH.
TORQUE.
SUPPORT.

αcandis®

ENGINEERING STROKE SOLUTIONS

FEATURES AND BENEFITS OF THE NeuroBridge®

PUSH.

- Proximal shaft stiffness leads to superior pushability
- Dual layer hydrophilic coating ensures enhanced lubricity and durability

TORQUE.

- Push-torque-navigate braiding technology induces excellent torquability
- Multi polymer shaft construction consisting of 5 different zones with smooth transition from hub to tip ensures precise navigation and optimized torque control
- 25° multi-purpose tip shape enables an easy and safe vessel targeting

SUPPORT.

- Robust inner lumen leads to enhanced stability and safety for strong and powerful aspiration
- Special braiding construction ensures overall increased kink and ovalization resistance
- Soft, rounded and flexible tip allows atraumatic access even through tortuous anatomies
- Low friction inner PTFE liner assures smooth passage and safe delivery of microcatheters

SPECIFICATIONS

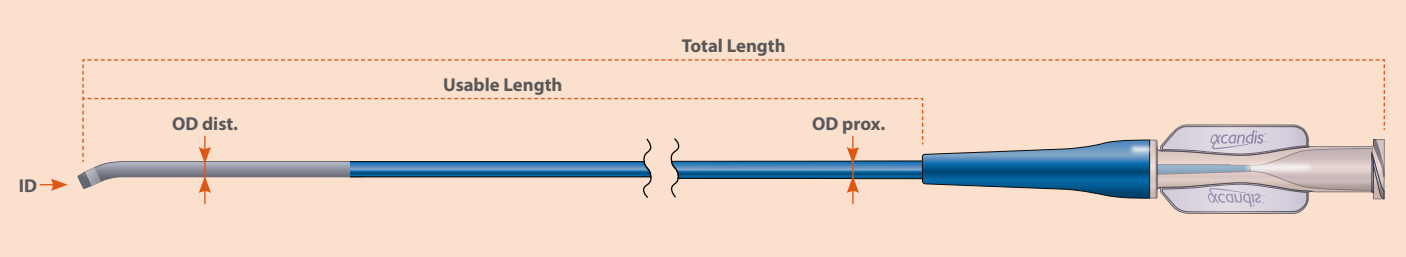

ORDERING INFORMATION

Product Name	Reference Number	ID (Inch)	OD dist. (French / Inch)	OD prox. (French / Inch)	Usable Length (cm)	Total Length (cm)	Tip Shape
NeuroBridge® 39	01-000508	0.039	3.9 / 0.051	4.2 / 0.055	125	131	Multi-Purpose 25°
NeuroBridge® 39	01-000509	0.039	3.9 / 0.051	4.2 / 0.055	135	141	Multi-Purpose 25°
NeuroBridge® 39	01-000510	0.039	3.9 / 0.051	4.2 / 0.055	145	151	Multi-Purpose 25°
NeuroBridge® 52	01-000518	0.052	5.0 / 0.066	5.3 / 0.070	105	111	Multi-Purpose 25°
NeuroBridge® 52	01-000511	0.052	5.0 / 0.066	5.3 / 0.070	115	121	Multi-Purpose 25°
NeuroBridge® 52	01-000512	0.052	5.0 / 0.066	5.3 / 0.070	125	131	Multi-Purpose 25°
NeuroBridge® 52	01-000513	0.052	5.0 / 0.066	5.3 / 0.070	135	141	Multi-Purpose 25°
NeuroBridge® 65	01-000519	0.065	6.1 / 0.080	6.3 / 0.083	105	111	Multi-Purpose 25°
NeuroBridge® 65	01-000514	0.065	6.1 / 0.080	6.3 / 0.083	115	121	Multi-Purpose 25°
NeuroBridge® 65	01-000515	0.065	6.1 / 0.080	6.3 / 0.083	125	131	Multi-Purpose 25°

Distributed by:

acandis®
ENGINEERING STROKE SOLUTIONS

CE 0297

ACANDIS GmbH
Theodor-Fahrner-Str. 6
75177 Pforzheim
Germany

Tel: +49 7231 155 00 0
Fax: +49 7231 155 00 129
E-Mail: info@acandis.com
www.acandis.com

09-000061 EN 09/2017

NeuroSlider® Microcatheter

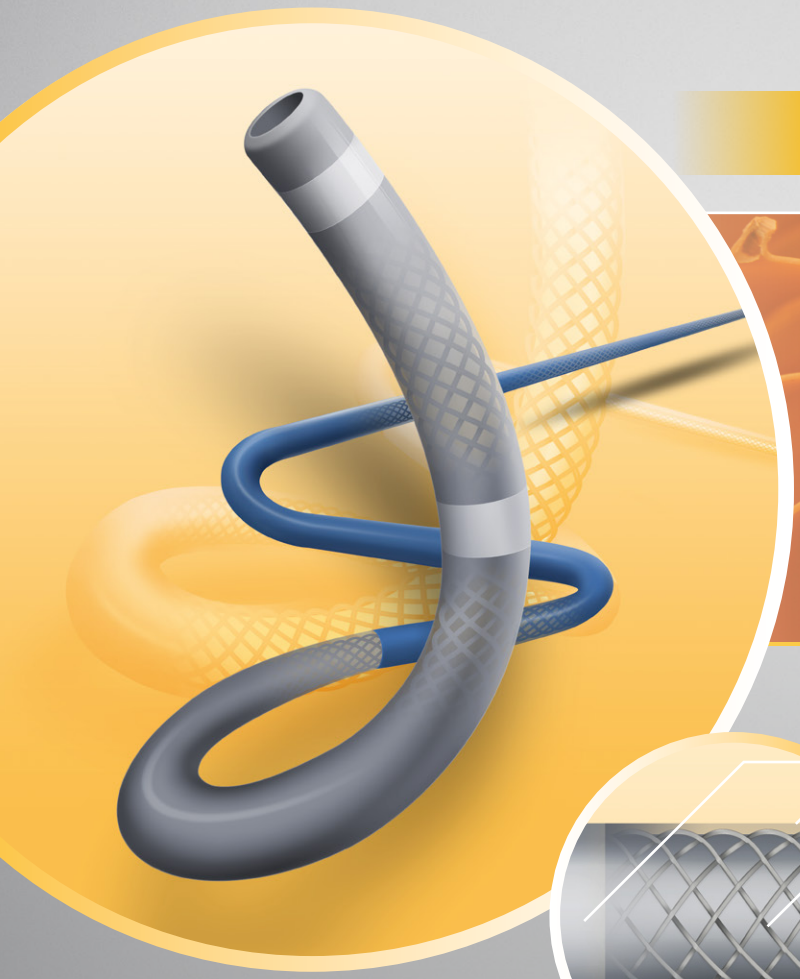



ADVANCE.
NAVIGATE.
DELIVER.

ENGINEERING STROKE SOLUTIONS

FEATURES AND BENEFITS OF THE NeuroSlider®

ADVANCE.

- Dual layer hydrophilic coating ensures outstanding lubricity and durability.
- Push-torque-navigate braiding technology induces superior torquability and significant reduction of ovalisation and elongation.

NAVIGATE.

- Shapeable tip with lasting shape retention allows excellent distal navigation even in tortuous anatomies.
- Multi polymer construction consisting of 5 different flexibility zones with smooth transitions from maximum stability at the hub to maximum flexibility at the tip permits precise and effective navigation.

DELIVER.

- Inner PTFE liner minimises friction and thus provides smooth and reliable device and coil delivery.
- Advanced hub design with a transparent window results in a precise device transfer into the hub.

SPECIFICATIONS

NeuroSlider® 17

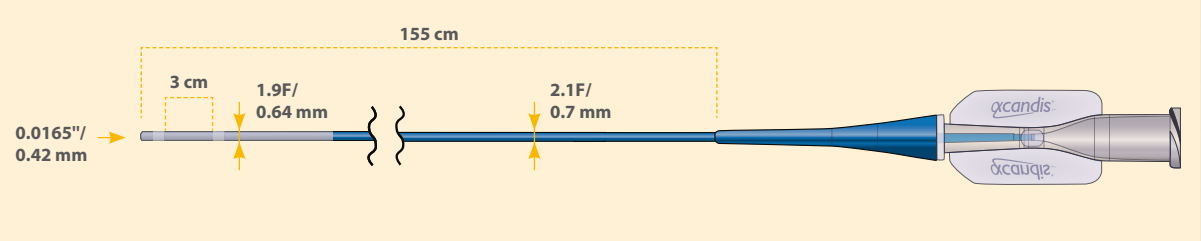

NeuroSlider® 21

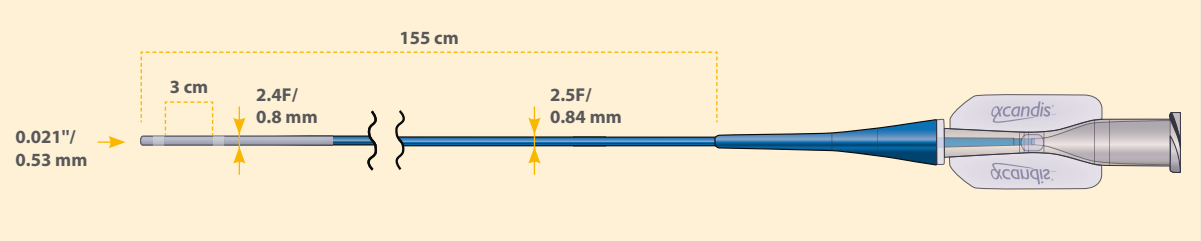

NeuroSlider® 27

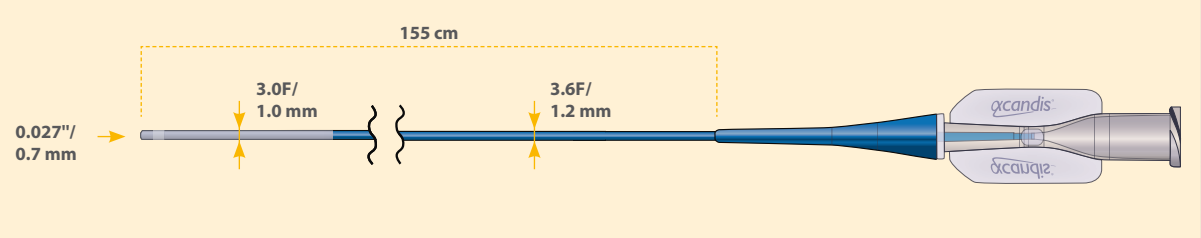

ORDERING INFORMATION

Product Name	Reference Number	ID (Inch)	OD dist. / prox. (French)	Usable Length (cm)	Tip Shape	Tip Markers
NeuroSlider® 17	01-000272	0.0165	1.9 / 2.1	155	Straight shapeable	2
NeuroSlider® 21	01-000273	0.021	2.4 / 2.5	155	Straight shapeable	2
NeuroSlider® 27	01-000274	0.027	3.0 / 3.6	155	Straight shapeable	1

Distributed by:

acandis®
ENGINEERING STROKE SOLUTIONS

CE 0297

ACANDIS GmbH
Theodor-Fahrner-Str. 6
75177 Pforzheim
Germany

Tel: +49 7231 155 00 0
Fax: +49 7231 155 00 129
E-Mail: info@acandis.com
www.acandis.com

09-000060 EN 09/2017

NeuroSpeed® PTA Balloon Catheter

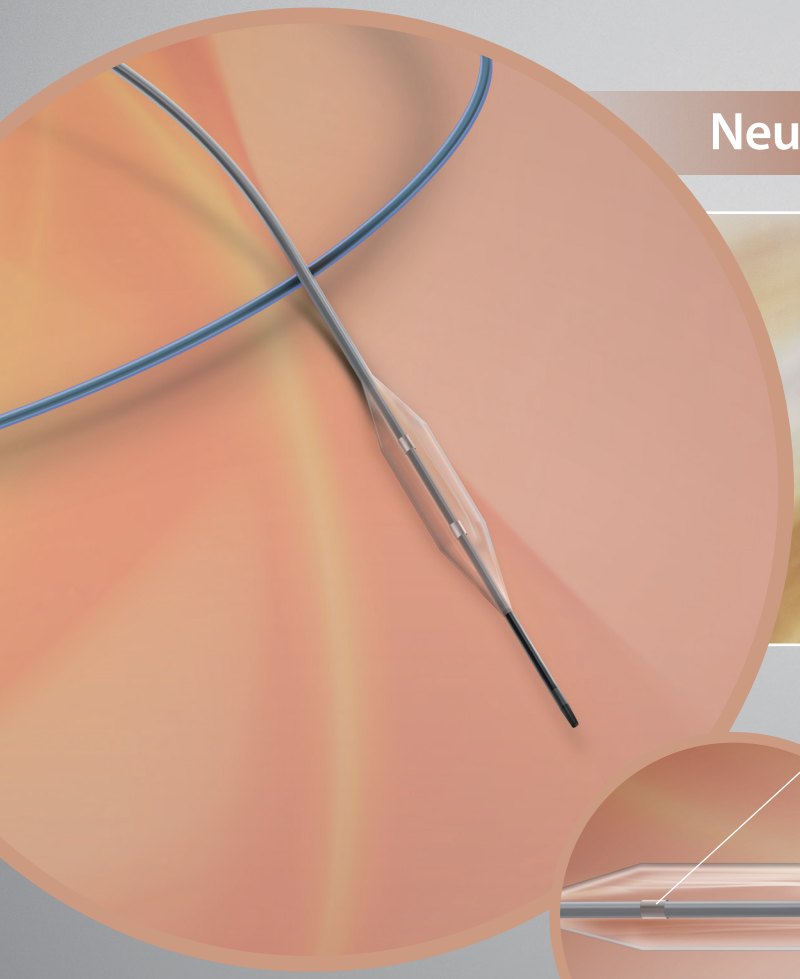



REACH.
PASS.
RESTORE.

ENGINEERING STROKE SOLUTIONS

NeuroSpeed® PTA Balloon Catheter

COMPLIANCE CHART

	Inflation Pressure	Balloon Diameter (mm)					
	bar	1.5 mm	2.0 mm	2.5 mm	3.0 mm	3.5 mm	4.0 mm
	2.0	1.21	1.72	2.09	2.42	3.06	3.26
	4.0	1.37	1.84	2.33	2.78	3.25	3.72
Nominal Pressure	**6.0**	**1.50**	**2.00**	**2.50**	**3.00**	**3.50**	**4.00**
	8.0	1.67	2.16	2.65	3.22	3.69	4.23
	10.0	1.85	2.27	2.75	3.38	3.83	4.37
	12.0	2.02	2.39	2.87	3.54	**3.97**	**4.53**
Rated Burst Pressure*	**14.0**	**2.20**	**2.52**	**2.98**	**3.73**	–	–

* Do not exceed!

SPECIFICATIONS

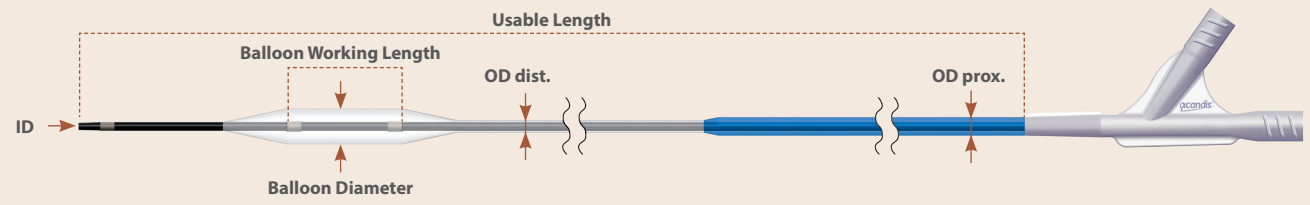

ORDERING INFORMATION

Labelled **NeuroSpeed®** Dimensions (mm)	Reference Number	Balloon Diameter (mm)	Balloon Working Length (mm)	ID (Inch)	OD dist. / prox. (French)	Usable Length (cm)
1.5 × 8.0	01-000605	1.5	8.0	0.0165 – 0.017	2.7 / 3.7	150
2.0 × 8.0	01-000600	2.0	8.0	0.0165 – 0.017	2.7 / 3.7	150
2.5 × 8.0	01-000601	2.5	8.0	0.0165 – 0.017	2.7 / 3.7	150
3.0 × 8.0	01-000602	3.0	8.0	0.0165 – 0.017	2.7 / 3.7	150
3.5 × 8.0	01-000603	3.5	8.0	0.0165 – 0.017	2.7 / 3.7	150
4.0 × 8.0	01-000604	4.0	8.0	0.0165 – 0.017	2.7 / 3.7	150

Distributed by:

acandis®
ENGINEERING STROKE SOLUTIONS

CE 0297

ACANDIS GmbH
Theodor-Fahrner-Str. 6
75177 Pforzheim
Germany

Tel: +49 7231 155 00 0
Fax: +49 7231 155 00 129
E-Mail: info@acandis.com
www.acandis.com

09-000064 EN 02/2018

optimed

sinus-SuperFlex-535

Self-expanding nitinol stent system

ARTERIAL | 5 F Ø device | .035i guide wire | NiTi nitinol stent

5F application device adapted to .035 inch guide wire

ABOVE THE KNEE ATK & BTK BELOW THE KNEE

sinus-

535

sinus-SuperFlex-535

Superflexibel durch sinus-Struktur zur Anpassung an den Gefäßverlauf

Hohe Radialkraft

Selbstexpandierender Nitinol Stent erhältlich bis zu einem Durchmesser von Ø 10 mm

Atraumatische Systemspitze „Tipless System"

Geeignet für Cross-Over-Technik

La flexibilité issue du design sinus-sinusoïdal permet une adaptation à la forme

du vaisseauGrande force radiale

Stent autoexpansible en Nitinol disponible jusqu'à Ø 10 mm

Embout atraumatique « Tipless System »

Adapté aux procedures en controlatéral

sinus-structure with super-flexibility mirrors the contours of the vessel

High radial force

Self-expanding nitinol stent available up to Ø 10 mm

Atraumatic "Tipless System"

Suited for cross-over technique

5F & .035

working channel for contrast injection



anti-jump technique

braided sheath

Entfernbarer Innenkatheter

Die Systemspitze ist aus dem Schleusenende geformt - es entfällt die sonst übliche Spitze am Innenkatheter.
Dadurch lässt sich der Innenkatheter nach Stentablage komplett entfernen - es entsteht ein bereits liegender Arbeitskanal zur Kontrastmittelgabe.

Cathéter interne amovible

L'extrémité du système de largage est une extension de la gaine extérieure. Elle remplace la pointe normale qui est en fait une partie du cathéter interne. Après libération du stent, il est possible d'enlever le cathéter interne. La gaine extérieure peut alors être utilisée comme voie d'accés pour injecter le produit de contraste.

inch

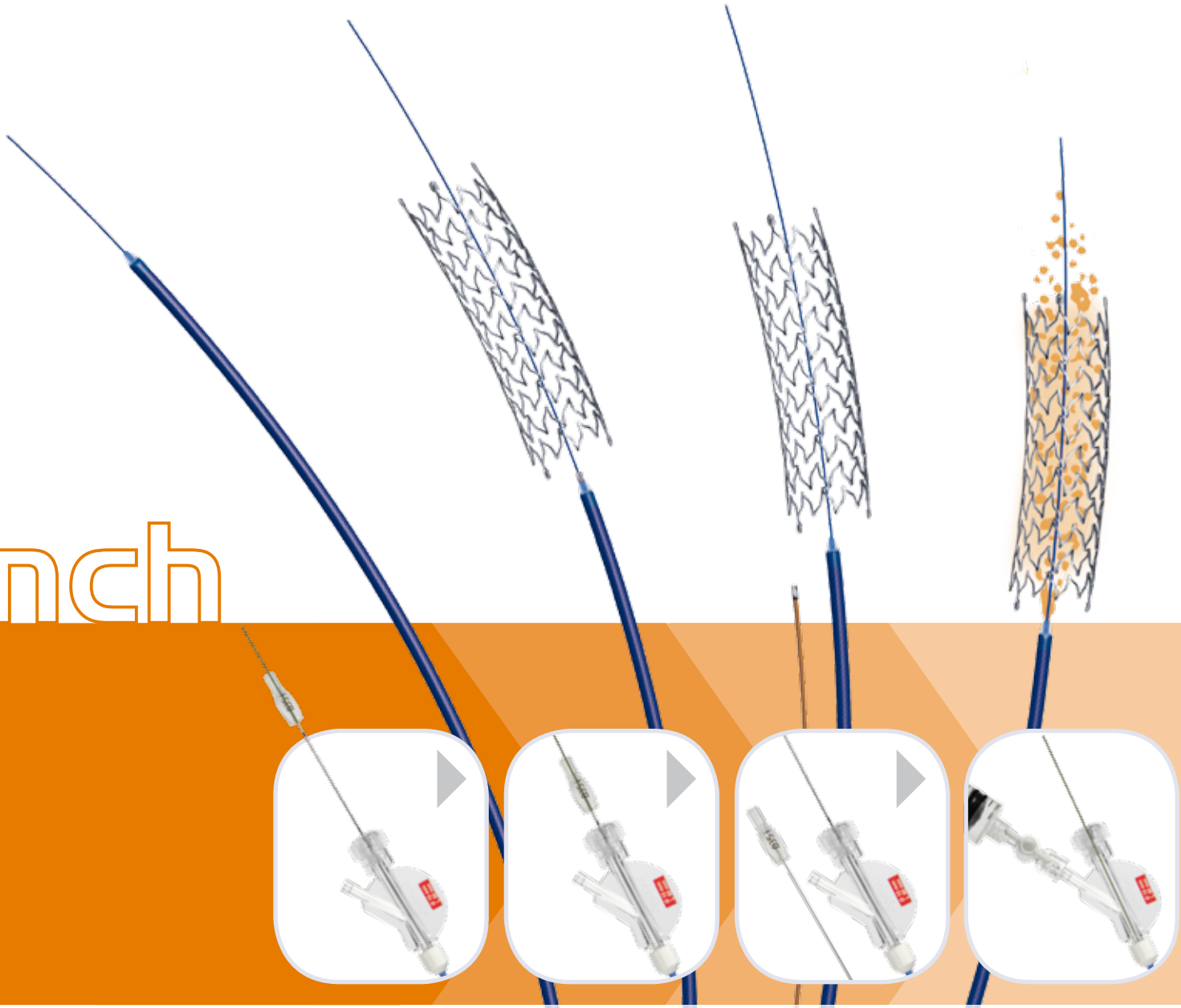

stent placement *stent release* *remove inner catheter* *contrast media injection*

Removable inner catheter

The tip of the delivery system is an extension of the outer sheath - it replaces the normal tip which is part of the inner catheter. After stent release it is possible to remove the entire inner catheter - now the outer sheath can be used as a working channel for contrast injection.

open-cell design

radiopaque markers

electro-polishing

sinus-SuperFlex-535

sinus-SuperFlex-535 -ATK-

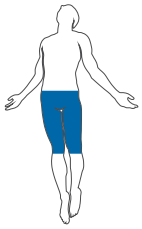

ATK

Bestell-Nr. – Länge des Einführbestecks *référence – longueur système de pose* *order code – length of application device*		Stent	Stent Länge / *longueur / length*
75 cm	120 cm	Ø / mm	mm
6106-6020*	6106-7020*	6	20
6106-6030	6106-7030	6	30
6106-6040	6106-7040	6	40
6106-6060	6106-7060	6	60
6106-6080	6106-7080	6	80
6107-6020*	6107-7020*	7	20
6107-6030	6107-7030	7	30
6107-6040	6107-7040	7	40
6107-6060	6107-7060	7	60
6107-6080	6107-7080	7	80
6108-6020*	6108-7020	8	20
6108-6030	6108-7030	8	30
6108-6040	6108-7040	8	40
6108-6060	6108-7060	8	60
6108-6080	6108-7080	8	80
6109-6020*	6109-7020*	9	20
6109-6030	6109-7030*	9	30
6109-6040	6109-7040*	9	40
6109-6060	6109-7060*	9	60
6109-6080	6109-7080*	9	80
6110-6020*	6110-7020*	10	20
6110-6030	6110-7030*	10	30
6110-6040	6110-7040*	10	40
6110-6060	6110-7060*	10	60
6110-6080	6110-7080*	10	80

* Mindestbestellmenge / Lieferzeit auf Anfrage
* *quantité minimum de commande / délai de livraison sur demande*
* *minimum order quantity / delivery time upon request*

Adaptiert auf .035 inch Führungsdraht
adapté au fil-guide de .035 inch
adapted to .035 inch guide wire

Verpackungseinheit: 1 Stück
conditionnement : 1 unité
box: 1 unit

sinus-SuperFlex-535 -BTK-

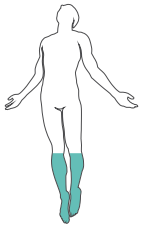

BTK

Bestell-Nr. – Länge des Einführbestecks *référence – longueur système de pose* *order code – length of application device*		Stent	Stent Länge / *longueur / length*
75 cm	120 cm	Ø / mm	mm
6104-6030*	6104-7030	4	30
6104-6040	6104-7040	4	40
6104-6060	6104-7060	4	60
6104-6080*	6104-7080	4	80
6105-6030*	6105-7030	5	30
6105-6040	6105-7040	5	40
6105-6060	6105-7060	5	60
6105-6080	6105-7080	5	80

* Mindestbestellmenge / Lieferzeit auf Anfrage
* *quantité minimum de commande / délai de livraison sur demande*
* *minimum order quantity / delivery time upon request*

Adaptiert auf .035 inch Führungsdraht
adapté au fil-guide de .035 inch
adapted to .035 inch guide wire

Verpackungseinheit: 1 Stück
conditionnement : 1 unité
box: 1 unit

optimed
Medizinische Instrumente GmbH
Ferdinand-Porsche-Strasse 11
76275 Ettlingen · Germany
Tel. +49 (0) 7243 / 76 33- 0
Fax +49 (0) 7243 / 76 33-99
optimed@opti-med.de
http://www.opti-med.de

Inflation device AI25

New KDL inflation device for single use

Function

The inflation device is used during dilatation procedures to inflate balloon catheters.

Highlights

- Accurate pressure monitoring during PCI
  (Accuracy of pressure gauge: 0.1 atm)
- Easy de- and inflation of PTCA balloons & stent delivery systems
  (Inflation up to 30 atm)
- Barrel with 20 ml
- Long rotating adaptor according to ISO594-1/2
- Latex and DEHP free
- Shelf life: 36 months
- Excellent handling
- Durable design

Inflation device AI25

PTCA Kit 4

- Inflation device AI25 with 20 ml
- High pressure 3-way stopcock
- Y-connector 9,5 F
- Metal insertion tool
- Torquer

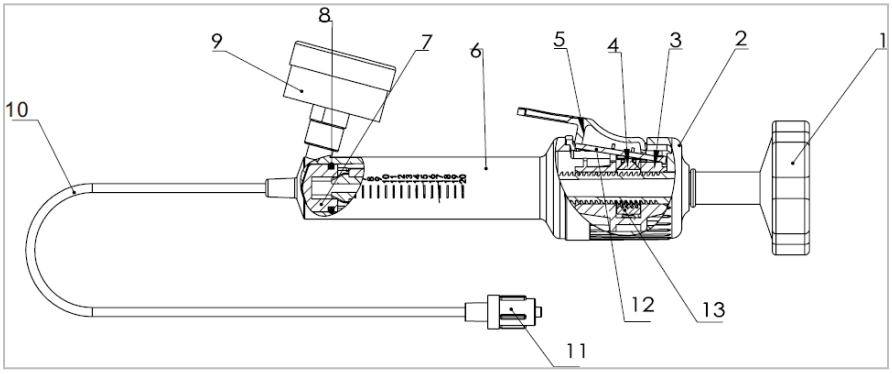

Components and materials of inflation device AI25

Plunger (1), Cover (2), Lever bracket (3), Thread block (4), Button (5), Barrel (6), Piston (7), Seal (8), Pressure gauge (9), Extension line (10), Long rotating adaptor (11), Lever (12), Spring (13)

Components are made out of Polycarbonate PC, Nylon PA, Copolymer plastic ABS, silicone rubber and stainless steel.

Product description	REF
Inflation device AI25	5028901
PTCA Kit 4	5028905

Aesculap® YASARGIL Aneurysm Clip System

From experienced hands – for experienced hands!
Aus erfahrenen Händen – für erfahrene Hände!

Aesculap Neurosurgery

B|BRAUN
SHARING EXPERTISE



1968

- First generation YASARGIL Aneurysm Clip made from implant steel with a half spring coil and no jaw guidance

YASARGIL Aneurysmen Clip der 1. Generation mit halber Federwicklung und ohne Maulführung aus Implantatestahl

1970

- YASARGIL Aneurysm Clip with 1.5 spring coil and safety ring to enhance closing force and stability

YASARGIL Aneurysmen Clip mit 1,5 Federwicklung und Ringsicherung zur Optimierung von Schließkraft und Stabilität

1983

- The YASARGIL Aneurysm Clip made from **Phynox** increases MRI compatibility. A patented box lock improves the characteristics with regard to the "scissoring" effect

Der YASARGIL Aneurysmen Clip aus **Phynox** erhöht die MRT-Sicherheit. Patentierter Durchsteckschluß verbessert die Eigenschaften hinsichtlich „Scissoring"-Effekt

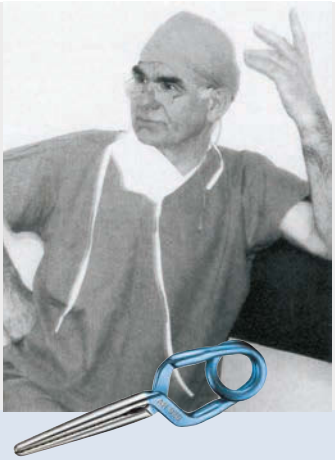

1995

- The YASARGIL Aneurysm Clip with 1.5 spring coil made from **Titanium** improves postoperative control and diagnosis by reducing the number of artifacts in CT and MRI scans

Der YASARGIL Aneurysmen Clip aus **Titan** verbessert die postoperative Kontrolle und Diagnostik aufgrund von geringeren Artefakten bei CT und MRT

From experienced hands...
for experienced hands!

How can a surgeon be sure that the instruments he is using for lifesaving aneurysm surgery deserve the trust his patients place in him?

The beginning of the success is based on the development of the clip design by the famous Prof. Gazi M. YASARGIL.

Then decades of intensive cooperation with other leading neurosurgeons all over the world form the foundation for Aesculap's technical and scientific experience.

With the YASARGIL Aneurysm Clips Aesculap is the world market leader. Since their introduction, over 2.0 million clips have been implanted by thousands of neurosurgeons in more than 80 countries. A milestone in the history of neurosurgery.

The surgical treatment of cerebral aneurysms will continue to represent an important and indispensable therapy option into the future.

Through continuous further development of the YASARGIL Aneurysm Clip system, Aesculap is committed to offer implants and instruments of high quality for this treatment.

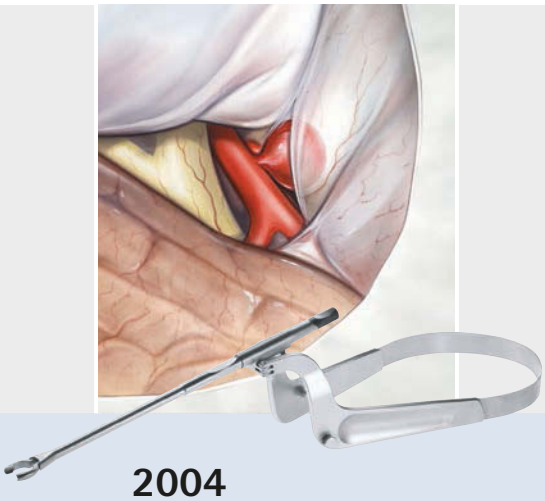

2004

- The XS Clip Applier meets the demands of keyhole surgery

XS-Clipanlegezange wird den Anforderungen an die Schlüssellochchirurgie (Key-hole-surgery) gerecht

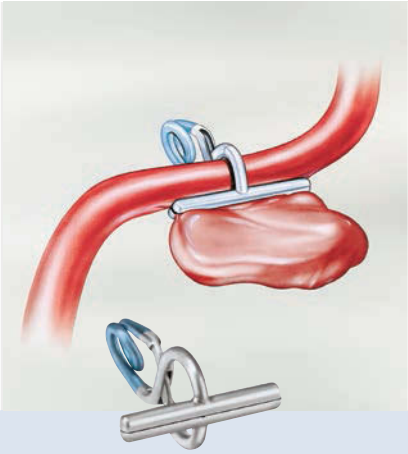

2006

- T-Bar Clips acc. to KOPITNIK made from Titanium and Phynox aids and expands treatment possibilities

T-Bar Clips nach KOPITNIK aus Titan und Phynox unterstützen und erweitern die Behandlungsmöglichkeiten

2013

- First Mini clips with fenestration allow an even preciser reconstruction of the vascular structures also in narrow spaces

Die ersten gefensterten Mini Clips ermöglichen eine noch präzisere Rekonstruktion der vaskulären Strukuren

Aus erfahrenen Händen...
für erfahrene Hände!

Wie kann sich ein Operateur sicher sein, dass sein Instrumentarium für die lebensrettende Aneurysmenchirurgie, das Vertrauen verdient, das seine Patienten in ihn setzen?

Eine jahrzehntelange intensive Zusammenarbeit mit führenden Neurochirurgen dieser Welt begründet Aesculaps technische und wissenschaftliche Erfahrung.

Mit den YASARGIL Aneurysmenclips ist Aesculap Weltmarktführer. Seit der Einführung wurden in über 80 Ländern dieser Welt mehr als 2 Millionen Clips implantiert. Ein Meilenstein in der Geschichte der Neurochirurgie.

Die chirurgische Behandlung von zerebralen Aneurysmen wird auch in Zukunft eine wichtige und nicht wegzudenkende Therapieoption darstellen.

Durch die kontinuierliche Weiterentwicklung des YASARGIL Aneurysmenclip-Systems steht Aesculap dafür, dass für diese Therapie, Implantate und Instrumente von hoher Qualität zur Verfügung stehen.



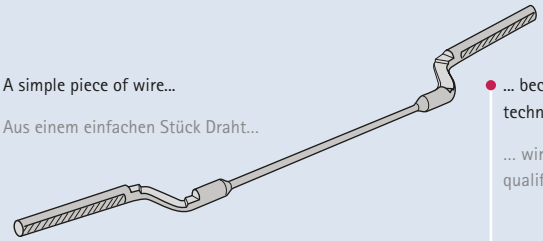

- A simple piece of wire...

Aus einem einfachen Stück Draht...

- ... becomes, thanks to advanced high technology and qualified manual work,...

... wird durch moderne Hochtechnologie und qualifizierter Handarbeit...

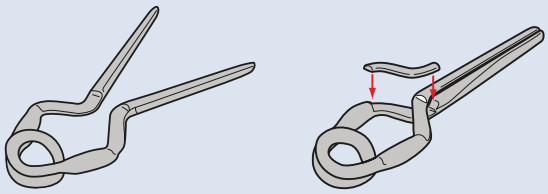

Our striving for perfection is your safeguard

Precision manual work and the most advanced high technology are intricately and accurately combined in the manufacture of YASARGIL Aneurysm Clips.

Despite the high technology and mechanization, it is only possible to achieve the required accuracy within tolerance and the necessary variability manually in the hands of highly qualified production engineers. This is the only way we can approach the goal of our own quality standards for aneurysm clips, with a smooth, burr-free and therefore atraumatic surface, exact dimensions and a reproducible closing action – a clip you can rely on.

Unser Streben nach Perfektion ist Ihre Sicherheit

Die Herstellung der YASARGIL Aneurysmen-Clips erfolgt in einem präzisen Zusammenspiel von manueller Feinarbeit und moderner Hochtechnologie.

Trotz aller Technisierung kann die geforderte Toleranzgenauigkeit und Variabilität nur mit manueller Fertigung durch qualifizierte Hände erreicht werden. Unsere internen Qualitätsstandards schreiben Toleranzen vor, die teilweise im Hundertstel Millimeter Bereich liegen. Nur so kommen wir unserem Ziel des perfekten Aneurysmenclips näher, mit einer absolut glatten, gratfreien und damit atraumatischen Oberfläche und exakten Maßen mit reproduzierbarem Schließverhalten – worauf Sie sich verlassen können.

REM image
atraumatic tip of a YASARGIL Clip from Aesculap; smooth surface prevents damage to tissue.
REM-Aufnahme
atraumatische Spitze eines YASARGIL Clip von Aesculap; glatte Oberflächen verhindern eine Verletzung des Gewebes.



REM image
atraumatic blade profile of a YASARGIL Clip from Aesculap; the deep, symmetrical, pyramidal stamping of both blades doubles the contact surface area and counteracts the slip effect.
REM-Aufnahme
atraumatisches Maulprofil eines YASARGIL Clip von Aesculap; die tiefen, symmetrischen, pyramidenförmigen Einprägungen in beiden Maulteilen verdoppeln die Auflagefläche und gewährleisten sicheren Halt.

REM image
unique box lock of a YASARGIL Clip from Aesculap; the flat design with a broad contact surface enables smooth opening and closing as well as stability.
REM-Aufnahme
patentierter Durchsteckschluss eines YASARGIL Clip von Aesculap; das ultraflache Design mit der breiten Auflagefläche erlaubt ein reibungsloses Öffnen und Schließen sowie Stabilität.

- ... an original YASARGIL Aneurysm Clip!

  ... ein original YASARGIL Aneurysmen-Clip!

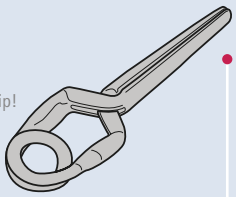

- Made in Germany!

  Made by Aesculap!

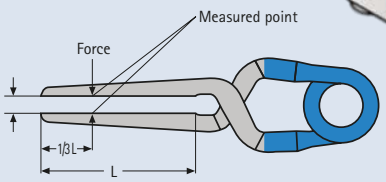

High performance in production

Did you know that...

... 30 production steps are required to produce one clip?

... 70 % of the production is performed manually under the microscope?

... a clip is checked 10 times for dimension, surface and closing force during the production process?

... the profile of the blades is stamped evenly with 24 tons?

... the manufacturing tolerances of 0.02 mm are 10 times smaller than a human hair?

... the welding temperature for the metal plate reaches 2500 °C (4532 °F)?

... the serial no. allows to trace back every clip individually?

Höchstleistungen der Produktion

Wussten Sie, dass...

... 30 Arbeitsschritte notwendig sind um einen Clip herzustellen?

... 70 % der Herstellung eines Clips in Handarbeit unter dem Mikroskop erfolgen?

... ein Clip während seiner Herstellung insgesamt 10 x auf Maße, Oberflächen und Schließkraft kontrolliert wird?

... die Vertiefungen in den Maulteilen mit 24 Tonnen Druck gleichmäßig eingeprägt werden?

... die Toleranzen in der Herstellung mit 0,02 mm 10 x kleiner sind als ein menschliches Haar?

... die Anschweißtemperatur für das Metall-plättchen bis zu 2500 °C (4530 °F) beträgt?

... über die Serialnummer jeder Clip eindeutig zurückverfolgt werden kann?

Aesculap® YASARGIL Aneurysm Clip System
Titanium Standard Clips

TITANIUM STANDARD

TEMPORARY TEMPORÄR						PERMANENT					
Art. No. Art. Nr.		Blade length Maullänge mm	Maximal opening maximale Öffnung mm	Closing force Schließkraft N	g	Art. No. Art. Nr.		Blade length Maullänge mm	Maximal opening maximale Öffnung mm	Closing force Schließkraft N	g
FT240T	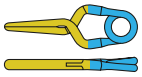	7.0	6.2	1.08	110	FT740T	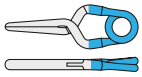	7.0	6.2	1.47	150
FT250T	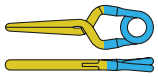	9.0	7.0	0.88	90	FT750T	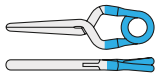	9.0	7.0	1.77	180
FT260T	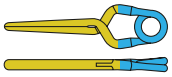	11.0	7.8	0.88	90	FT760T	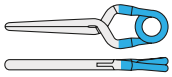	11.0	7.8	1.77	180
FT280T	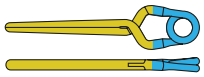	15.0	9.2	0.88	90	FT780D	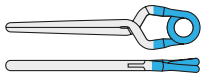	15.0	9.2	1.96	200
FT292T	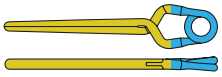	17.5	10.6	0.88	90	FT792D	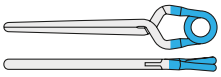	17.5	10.6	1.96	200
FT290T	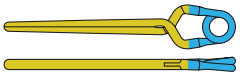	20.0	11.4	1.08	110	FT790D	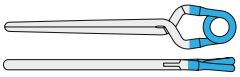	20.0	11.4	1.96	200
FT242T	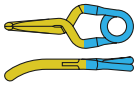	6.5	6.0	1.08	110	FT742T	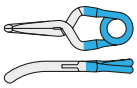	6.5	6.0	1.47	150
FT252T	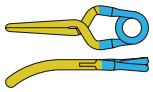	8.3	6.8	0.88	90	FT752T	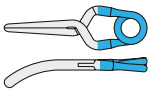	8.3	6.8	1.77	180
FT262T	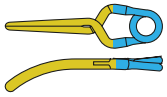	10.2	7.5	0.88	90	FT762T	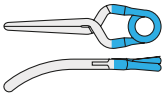	10.2	7.5	1.77	180
FT282T	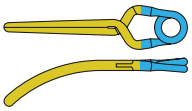	13.7	8.7	1.08	110	FT782T	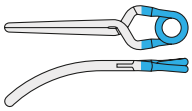	13.7	8.7	1.96	200
FT286T	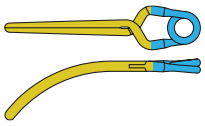	15.3	9.8	1.08	110	FT786T	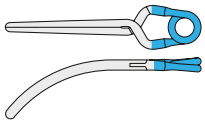	15.3	9.8	1.77	180
FT244T	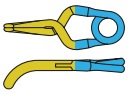	5.4	5.5	1.08	110	FT744T	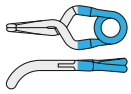	5.4	5.5	1.47	150
FT254T	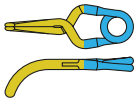	6.4	6.1	1.08	110	FT754T	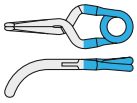	6.4	6.1	1.77	180

- MRI examinations using magnetic fields of 1.5 and 3.0 Tesla do not present an additional risk to implant wearers
- Minor artifacts in CT and MRI
- Color coding with blue spring (Standard clip) and golden or silver blades (temporary or permanent clip respectively)
- Sterile packaging

- Bei MRT-Untersuchungen mit 1,5 und 3,0 Tesla ergibt sich für den Implantatträger kein zusätzliches Risiko durch magnetisch induzierte Kräfte
- geringe Artefaktbildung in CT und MRT
- Farbkodierung durch blaue Feder (Standard Clip), sowie durch goldene bzw. silberne Maulteile (temporärer bzw. permanenter Clip)
- steril verpackt

TEMPORARY TEMPORÄR

Art. No. Art. Nr.	Blade length Maullänge mm	Maximal opening maximale Öffnung mm	Closing force Schließkraft N	Closing force Schließkraft g
FT264T	8.0	6.5	1.08	110
FT284T	10.3	7.4	1.08	110
FT323T	7.4	5.4	1.08	110
FT324T	8.4	5.8	1.08	110
FT325T	10.5	6.2	1.08	110
FT270T Height of step 2.5 mm Stufenhöhe 2,5 mm	5.0	8.0	1.08	110
FT271T Height of step 3.5 mm Stufenhöhe 3,5 mm	5.0	8.0	1.08	110
FT272T Height of step 4.5 mm Stufenhöhe 4,5 mm	5.0	8.0	1.08	110
FT248T	7.0	7.9	0.88	90
FT258T	9.0	8.7	0.88	90

PERMANENT

Art. No. Art. Nr.	Blade length Maullänge mm	Maximal opening maximale Öffnung mm	Closing force Schließkraft N	Closing force Schließkraft g
FT764T	8.0	6.5	1.77	180
FT784T	10.3	7.4	1.96	200
FT823T	7.4	5.4	1.77	180
FT824T	8.4	5.8	1.77	180
FT825T	10.5	6.2	1.77	180
FT770T Height of step 2.5 mm Stufenhöhe 2,5 mm	5.0	8.0	1.96	200
FT771T Height of step 3.5 mm Stufenhöhe 3,5 mm	5.0	8.0	1.96	200
FT772T Height of step 4.5 mm Stufenhöhe 4,5 mm	5.0	8.0	1.96	200
FT748T	7.0	7.9	1.96	200
FT758T	9.0	8.7	1.96	200

Aesculap® YASARGIL Aneurysm Clip System
Titanium Standard Clips

TITANIUM STANDARD

TEMPORARY TEMPORÄR						PERMANENT					
Art. No. Art. Nr.		Blade length Maullänge mm	Maximal opening maximale Öffnung mm	Closing force Schließkraft N	Closing force Schließkraft g	Art. No. Art. Nr.		Blade length Maullänge mm	Maximal opening maximale Öffnung mm	Closing force Schließkraft N	Closing force Schließkraft g
FT259T	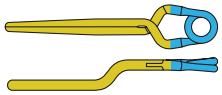	12.0	10.2	0.88	90	FT759T	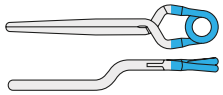	12.0	10.2	1.96	200
FT103T	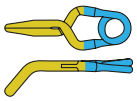	6.1	6.5	1.08	110	FT603T	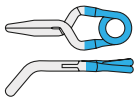	6.1	6.5	1.96	200
FT113T	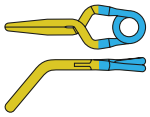	8.0	6.2	1.08	110	FT613T	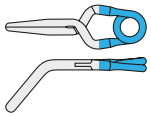	8.0	6.2	1.96	200
FT310T	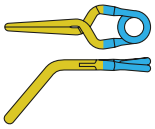	9.0	6.5	1.08	110	FT810T	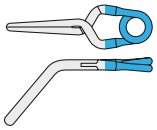	9.0	6.5	1.96	200
FT123T	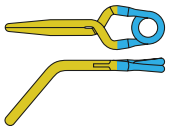	10.6	7.8	1.08	110	FT623T	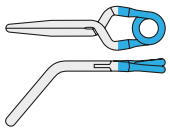	10.6	7.8	1.96	200
FT263T	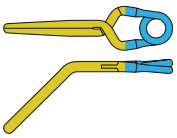	11.8	8.4	1.08	110	FT763T	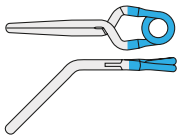	11.8	8.4	1.67	170
FT319T	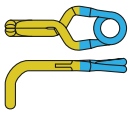	5.0	5.6	1.28	130	FT819T	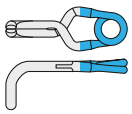	5.0	5.6	1.96	200
FT320T	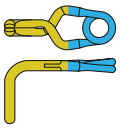	7.0	4.5	1.28	130	FT820T	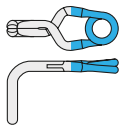	7.0	4.5	1.96	200
FT322T	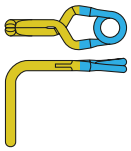	10.0	5.6	1.28	130	FT822T	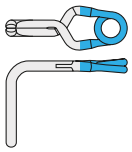	10.0	5.6	1.96	200
FT350T	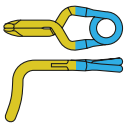	6.7	5.4	1.28	130	FT850T	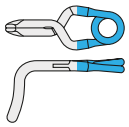	6.7	5.4	1.96	200

TEMPORARY TEMPORÄR

Art. No. Art. Nr.		Blade length Maullänge mm	Maximal opening maximale Öffnung mm	Closing force Schließkraft N	g
FT351T	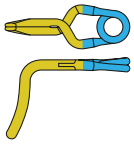	9.0	5.6	1.28	130
FT330T	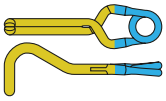	7.0	7.2	0.88	90
FT332T	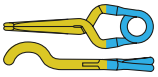	9.3	7.2	0.88	90
FT333T	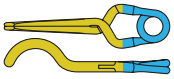	11.3	8.2	0.88	90
FT246T	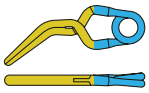	7.0	5.7	0.88	90
FT273T	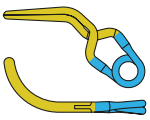	7.8	5.3	0.88	90
FT261T	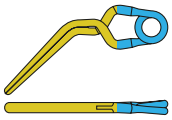	11.4	8.0	0.88	90
FT247T	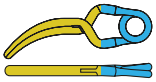	8.6	7.0	0.88	90

PERMANENT

Art. No. Art. Nr.		Blade length Maullänge mm	Maximal opening maximale Öffnung mm	Closing force Schließkraft N	g
FT851T	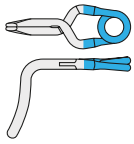	9.0	5.6	1.96	200
FT830T	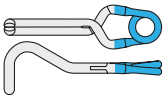	7.0	7.2	1.96	200
FT832T	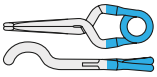	9.3	7.2	1.96	200
FT833T	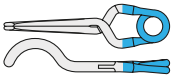	11.3	8.2	1.96	200
FT746T	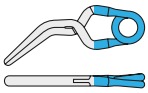	7.0	5.7	1.96	200
FT773T	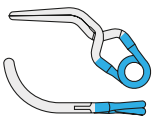	7.8	5.5	1.77	180
FT761T	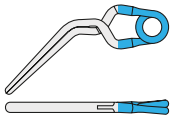	11.4	8.0	1.96	200
FT747T	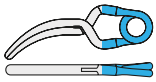	8.6	7.0	1.77	180

TITANIUM STANDARD

Aesculap® YASARGIL Aneurysm Clip System
Titanium Standard Clips with Fenestration, 3.5 mm

TITANIUM STANDARD

TEMPORARY TEMPORÄR

Art. No. Art. Nr.	Blade length Maullänge mm L1/L2	Maximal opening maximale Öffnung mm	Closing force Schließkraft N	Closing force Schließkraft g
	Diameter of fenestration 3.5 mm Fensterdurchmesser 3,5 mm			
FT097T	3/8.1	7.5	1.08	110
FT098T	4/9.1	7.4	1.08	110
FT099T	5/10.1	7.4	1.08	110
FT100T	6/11.1	7.4	1.08	110
FT110T	9/14.1	8.4	1.08	110
FT120T	12/17	9.6	1.08	110
FT102T	5/7.8	5.8	1.08	110
FT112T	7.5/9.4	6.5	1.08	110
FT122T	10/11	7.2	1.08	110
FT104T	5/5.1	4.9	1.08	110
FT114T	7.5/5.1	4.9	1.08	110

PERMANENT

Art. No. Art. Nr.	Blade length Maullänge mm L1/L2	Maximal opening maximale Öffnung mm	Closing force Schließkraft N	Closing force Schließkraft g
	Diameter of fenestration 3.5 mm Fensterdurchmesser 3,5 mm			
FT597T	3/8.1	7.5	1.47	150
FT598T	4/9.1	7.4	1.47	150
FT599T	5/10.1	7.4	1.47	150
FT600T	6/11.1	7.4	1.47	150
FT610T	9/14.1	8.4	1.47	150
FT620T	12/17	9.6	1.77	180
FT602T	5/7.8	5.8	1.47	150
FT612T	7.5/9.4	6.5	1.47	150
FT622T	10/11	7.2	1.77	180
FT604T	5/5.1	4.9	1.47	150
FT614T	7.5/5.1	4.9	1.47	150

Aesculap® YASARGIL Aneurysm Clip System
Titanium Standard Clips with Fenestration, 5.0 mm

TITANIUM STANDARD

TEMPORARY TEMPORÄR

Art. No. Art. Nr.	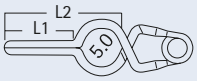	Diameter of fenestration 5 mm Fensterdurchmesser 5 mm: Blade length Maullänge mm L1/L2	Maximal opening maximale Öffnung mm	Closing force Schließkraft N	g
FT137T	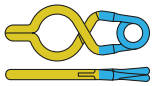	3/9.8	7.4	1.08	110
FT138T	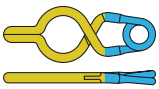	4/10.8	7.4	1.08	110
FT139T	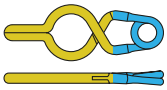	5/11.8	7.4	1.08	110
FT140T	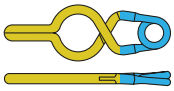	6/12.7	7.9	1.08	110
FT150T	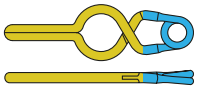	9/15.7	9.1	1.08	110
FT142T	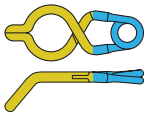	5/9	6.5	1.08	110
FT152T	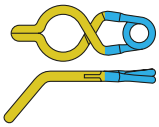	7.5/10.6	7.2	1.08	110
FT162T	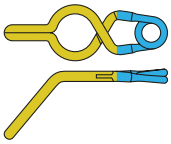	10/12.2	7.8	1.08	110
FT144T	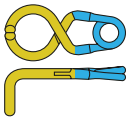	5/6.7	5.5	1.08	110
FT154T	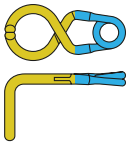	7.5/6.7	5.5	1.08	110

PERMANENT

Art. No. Art. Nr.	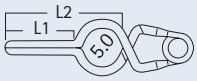	Diameter of fenestration 5 mm Fensterdurchmesser 5 mm: Blade length Maullänge mm L1/L2	Maximal opening maximale Öffnung mm	Closing force Schließkraft N	g
FT637T	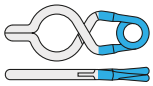	3/9.8	7.4	1.47	150
FT638T	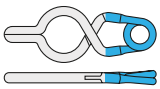	4/10.8	7.4	1.47	150
FT639T	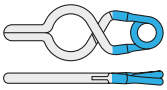	5/11.8	7.4	1.47	150
FT640T	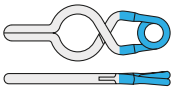	6/12.7	7.9	1.47	150
FT650T	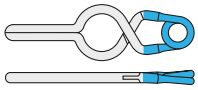	9/15.7	9.1	1.47	150
FT642T	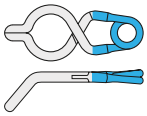	5/9.4	6.5	1.47	150
FT652T	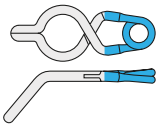	7.5/10.6	7.2	1.47	150
FT662T	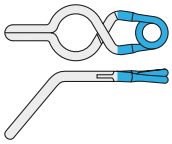	10/12.2	7.8	1.77	180
FT644T	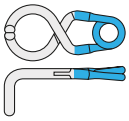	5/6.7	5.5	1.47	150
FT654T	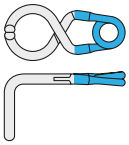	7.5/6.7	5.5	1.47	150

Aesculap® YASARGIL Aneurysm Clip System
ULTRA SHORT FENESTRATED Aneurysm Clip

TITANIUM STANDARD

"Dog-ear"-Clips

Aneurysm clips with a particularly short blade length (3 mm) and fenestration serve for the treatment of minor aneurysms (e.g. "dog-ear-aneurysms").

Aneurysmenclips mit einer besonders kurzen Maullänge (3 mm) und Fensterung für die Behandlung von kleinen Aneurysmen (z. B. „Dog-ear-Aneurysmen").

PERMANENT

Art. No. Art. Nr.	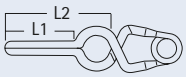	Blade length Maullänge mm L1/L2	Maximal opening maximale Öffnung mm	Closing force Schließkraft N	Diameter of fenestration Fenster-durchmesser mm
FT902T	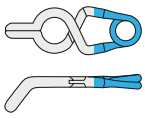	3.0/6.3	5.8	1.47	3.5
FT904T	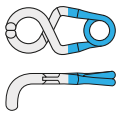	3.0/5.1	4.9	1.47	3.5
FT942T	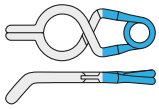	3.0/8.1	6.0	1.47	5.0
FT944T	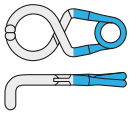	3.0/6.7	5.5	1.47	5.0

Titanium Reinforcing Clip

Titanium reinforcing clip to increase the closing force of YASARGIL Titanium Standard Aneurysm Clips.

Verstärkungsclip aus Titan, zur Erhöhung der Schließkraft von Titan-Standard-Aneurysmenclips.



PERMANENT

Art. No. Art. Nr.	
FT900T	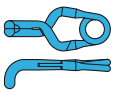

Aesculap® YASARGIL Aneurysm Clip System
Titanium Mini Clips with Fenestration, 3.5 mm

NEW

PERMANENT

Art. No. Art. Nr.	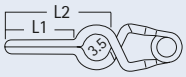	Blade length Maullänge mm L1/L2	Maximal opening maximale Öffnung mm	Closing force Schließkraft N	Diameter of fenestration Fenster-durchmesser mm
FT802T	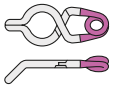	3.0/6.9	3.2	110	3.5
FT804T		3.0/5.1	3.2	110	3.5

TITANIUM MINI

First Mini clips with fenestration
- Allow using fenestrated clips in narrow spaces

Thin blades and thus a reduced triangle-shaped gap at the proximal end
- Support the precise reconstruction of the vascular structure with multiple clipping techniques

Area of use
- Neck remnants of clipped aneurysms like "Dog-ear aneurysms"

Die ersten gefensterten Mini Clips
- Ermöglichen den Einsatz gefensterter Clips auch an sehr engen Stellen
- Schlanke Maulteile

Verkleinerte dreieckige „Lücke" am Übergang von der Fensterung zu den Maulteilen
- Ermöglicht eine noch präzisere Rekonstruktion der vaskulären Strukturen durch Multiple-Clipping-Techniken

Einsatzgebiet
- Reste des Aneurysma-Halses, die beim Clippen nicht komplett verschlossen wurden (z. B. „Dog-ear-Aneurysmen")

Developed in co-operation with:
Entwickelt in Zusammenarbeit mit:

Rokuya Tanikawa, M. D.
Director Stroke Center, Department of Neurosurgery
Teishinkai Hospital, Sapporo, Japan

Aesculap® YASARGIL Aneurysm Clip System
Titanium T-Bar Clips acc. to KOPITNIK, 5.0 mm

TITANIUM STANDARD

Aneurysm clip with a unique design

The blades of the T-Bar Clip are oriented in a 90°, 60° or 45° angle to the axis of the spring plane resulting in a T-like clip form. The unique shape opens up new options for the treatment of complicated cerebral aneurysms. The spring type is identical to the existing and proven standard YASARGIL Aneurysm Clip with a 5 mm diameter fenestration.

Einzigartiges Clipdesign

Die Ebene der Maulteile liegt T-förmig im 90°, 60° oder 45° Winkel zur Ebene der Clipfeder. Diese besondere Form erweitert die Therapieoptionen bei der Behandlung von zerebralen Aneurysmen. Die Federgeometrie ist identisch mit den anderen YASARGIL Aneurysmen-Clips in Standardgröße und einer 5 mm Fensterung.

PERMANENT

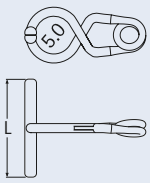

Art. No. / Art. Nr.	Diameter of fenestration 5 mm / Fensterdurchmesser 5 mm				
	Blade length / Maullänge mm	Angle / Winkel	Maximal opening / maximale Öffnung mm	Closing force / Schließkraft N	g
FT852T	5.0	45°	5.5	1.47	150
FT853T	9.0	45°	5.5	1.47	150
FT854T	5.0	90°	5.5	1.47	150
FT855T	9.0	90°	5.5	1.47	150
FT856T	13.0	90°	5.5	1.77	180
FT864T	9.0	90°	5.5	1.47	150
FT865T	13.0	90°	5.5	1.77	180

PERMANENT

TITANIUM STANDARD

Art. No. Art. Nr.	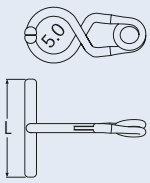	Blade length Maullänge mm	Diameter of fenestration 5 mm Fensterdurchmesser 5 mm Angle Winkel	Maximal opening maximale Öffnung mm	Closing force Schließkraft N	g
FT857T	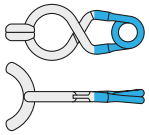	9.0	90°	5.5	1.47	150
FT858T		9.0	90°	5.5	1.47	150
FT859T	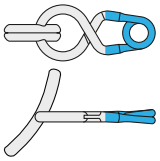	13.0	60°	5.5	1.77	180
FT860T	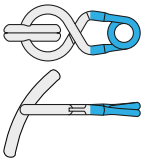	13.0	60°	5.5	1.77	180

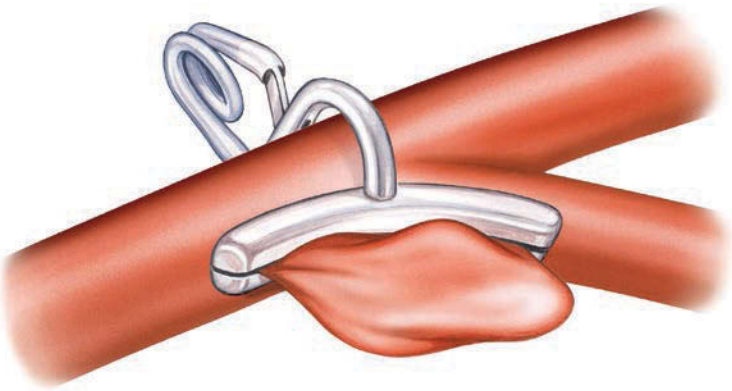

Aesculap® YASARGIL Aneurysm Clip System
Titanium Mini Clips

TITANIUM MINI

TEMPORARY TEMPORÄR						PERMANENT					
Art. No. Art. Nr.		Blade length Maullänge mm	Maximal opening maximale Öffnung mm	Closing force Schließkraft N	g	Art. No. Art. Nr.	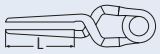	Blade length Maullänge mm	Maximal opening maximale Öffnung mm	Closing force Schließkraft N	g
FT180T		3.0	3.3	0.88	90	FT680T		3.0	3.3	1.08	110
FT190T	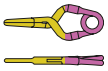	5.0	4.0	0.69	70	FT690T	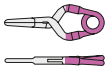	5.0	4.0	1.08	110
FT200T		3.0	3.3	0.88	90	FT700T		3.0	3.3	1.08	110
FT210T	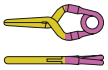	5.0	4.0	0.69	70	FT710T	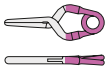	5.0	4.0	1.08	110
FT220T	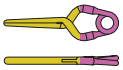	7.0	4.6	0.69	70	FT720T	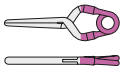	7.0	4.6	1.08	110
FT182T		2.8	3.2	0.88	90	FT682T		2.8	3.2	1.08	110
FT194T	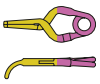	4.0	3.6	0.78	80	FT694T	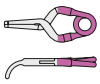	4.0	3.6	1.08	110
FT192T	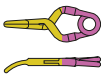	4.7	3.8	0.69	70	FT692T	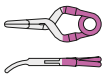	4.7	3.8	1.08	110
FT211T	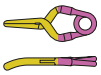	4.0	3.6	0.78	80	FT711T	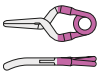	4.0	3.6	1.08	110
FT212T	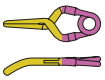	4.7	3.8	0.69	70	FT712T	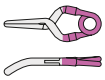	4.7	3.8	1.08	110
FT213T	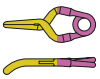	4.0	3.6	0.78	80	FT713T	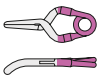	4.0	3.6	1.08	110
FT226T	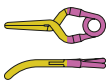	5.2	4.0	0.69	70	FT726T	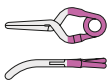	5.2	4.0	1.08	110
FT222T	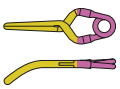	6.6	4.4	0.69	70	FT722T	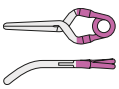	6.6	4.4	1.08	110
FT214T	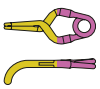	3.9	3.5	0.78	80	FT714T	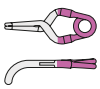	3.9	3.5	1.08	110

- MRI examinations using magnetic fields of 1.5 and 3.0 Tesla do not present an additional risk to implant wearers
- Minor artifacts in CT and MRI
- Color coding with blue spring (Standard clip) and golden or silver blades (temporary or permanent clip respectively)
- Sterile packaging

- Bei MRT-Untersuchungen mit 1,5 und 3,0 Tesla ergibt sich für den Implantatträger kein zusätzliches Risiko durch magnetisch induzierte Kräfte
- geringe Artefaktbildung in CT und MRT
- Farbkodierung durch blaue Feder (Standard Clip), sowie durch goldene bzw. silberne Maulteile (temporärer bzw. permanenter Clip)
- steril verpackt

TEMPORARY TEMPORÄR

Art. No. Art. Nr.		Blade length Maullänge mm	Maximal opening maximale Öffnung mm	Closing force Schließkraft N	g
FT224T	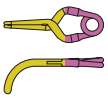	5.0	4.0	0.69	70
FT216T	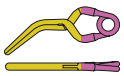	5.0	3.5	0.69	70
FT307T	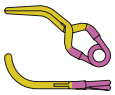	4.7	4.0	0.69	70
FT217T	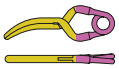	6.3	6.0	0.69	70
FT227T	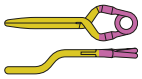	4.0	7.0	0.69	70
FT228T	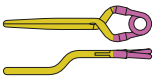	7.0	5.7	0.69	70
FT306T	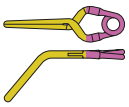	7.0	4.5	0.69	70

PERMANENT

Art. No. Art. Nr.	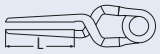	Blade length Maullänge mm	Maximal opening maximale Öffnung mm	Closing force Schließkraft N	g
FT724T	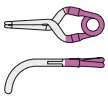	5.0	4.0	1.08	110
FT716T	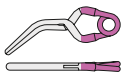	5.0	3.5	1.08	110
FT807T	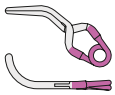	4.7	4.0	1.08	110
FT717T	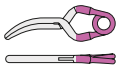	6.3	6.0	1.08	110
FT727T	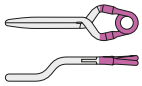	4.0	7.0	1.08	110
FT728D	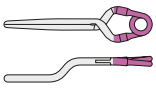	7.0	5.7	1.08	110
FT806T	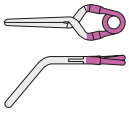	7.0	4.5	1.08	110

Aesculap® YASARGIL Aneurysm Clip System
Double Bayonet Clip Applier for Titanium Clips

- Color coding is realized as a colored button in the handle area (● = Standard; ● = Mini)
- Farbkodierung durch einen Farbknopf im Griffbereich

APPLIERS FOR TITANIUM CLIPS

STANDARD	MINI		
			
FT501T	FT511T	with latch mit Sperre	
FT505T	FT515T	without latch ohne Sperre	Total length: 225 mm, 8⅞" Gesamtlänge: 225 mm, 8⅞"
		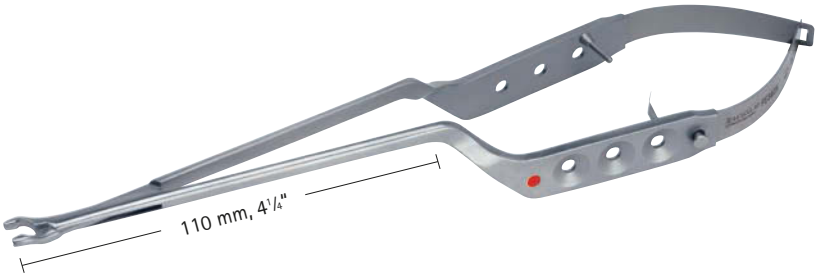	
FT502T	FT512T	with latch mit Sperre	
FT506T	FT516T	without latch ohne Sperre	Total length: 245 mm, 9⅝" Gesamtlänge: 245 mm, 9⅝"

- The Double Bayonet Clip Applier has an additional bayonet shape at the jaw.
- Die Doppelbajonett Anlegezange hat eine zusätzliche Bajonettform am Maulteil.

- This leads to a better view of the clip.
- Dies führt zu einem besseren Blick auf den Clip.

Aesculap® YASARGIL Aneurysm Clip System
Vario Clip Applier for Titanium Clips

- Color coding blue for Standard and violet for Mini clips
- Blaue Farbcodierung steht für Standard und violette Farbcodierung steht für Mini Clips

STANDARD	MINI
	
FT412T	FT402T



Total length: 220 mm, 8¾"
Gesamtlänge: 220 mm, 8¾"

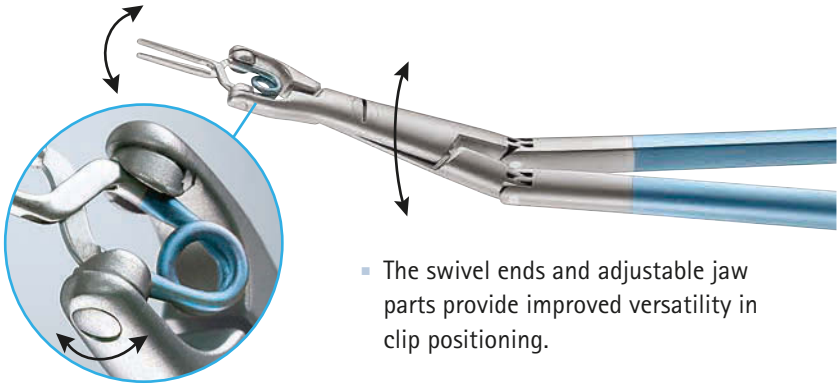

- The swivel ends and adjustable jaw parts provide improved versatility in clip positioning.
- Individuelle Clip-Applikation durch schwenkbares Ende und verstellbare Tellermaulteile.

FT402800

Adjusting Key
Einstellplättchen

- Adjusting Key for Vario Clip Applier for setting the swivel at an angle.
- Einstellplättchen für die Vario-Clip-Anlegezange zum Verstellen der Tellermaulteile.

Aesculap® YASARGIL Aneurysm Clip System
XS Clip Applier for Titanium Clips

- Distinction between Standard and Mini Clip appliers through label inside the handle
- Unterschied zwischen Standard und Mini Clip Anlegezangen ist durch eine Markierung im Handgriff zu erkennen

APPLIERS FOR TITANIUM CLIPS

STANDARD	MINI

- 360° rotation
- Suitable for narrow approaches
- 360° drehbar
- Geeignet für enge Zugänge

NEW

FT494T	FT489T	Total length: 190 mm, 7" Gesamtlänge: 190 mm, 7"

FT495T	FT490T	Total length: 230 mm, 9" Gesamtlänge: 230 mm,9"

FT496T	FT491T	Total length: 250 mm, 9¾" Gesamtlänge: 250mm, 9¾"

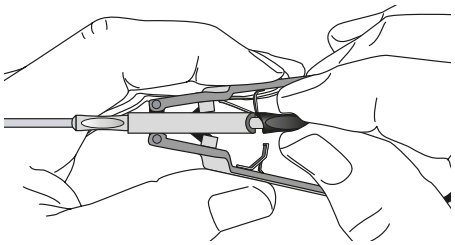

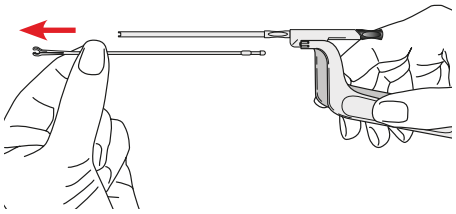

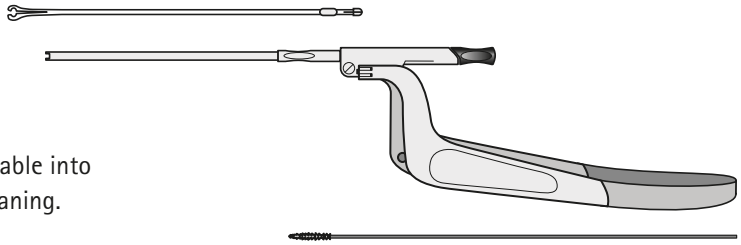

Disassembly
The XS Applier is detachable into 2 parts for thorough cleaning.

A cleaning brush is provided free of charge with every applier.

Zerlegbarkeit
Zur gründlichen Reinigung ist die XS Anlegezange in 2 Teile zerlegbar.

Mit jeder Anlegezange wird eine kleine Reinigungsbürste gratis mitgeliefert.

Aesculap® YASARGIL Aneurysm Clip System
YASARGIL Clip Applier for Titanium Clips

- Color coding blue for Standard and violet for Mini clips
- Farbkodierung Blau für Standard und Violet für Mini clips

APPLIERS FOR TITANIUM CLIPS

STANDARD	MINI		
 FT480T	 FT470T	  straight / gerade	Total length: 180 mm, 7" / Gesamtlänge: 180 mm, 7"
 FT482T	 FT472T	  straight / gerade	
FT485T	FT475T	 15° angled / 15° aufgebogen	Total length: 220 mm, 8¾" / Gesamtlänge: 220 mm, 8¾"
 FT484T	 FT474T	  straight / gerade	
FT487T	FT477T	 15° angled / 15° aufgebogen	Total length: 250 mm, 9¾" / Gesamtlänge: 250 mm, 9¾"

Aesculap® YASARGIL Aneurysm Clip System
Removing Forceps for Titanium Clips

STANDARD	MINI
	
FT082T	FT072T

- With special jaws for easier removal of an applied clip
- mit speziellem Maulteil zur einfacheren Abnahme eines bereits applizierten Clip



Total length: 220 mm, 8¾"
Gesamtlänge: 220 mm, 8¾"

	
FT083T	FT073T



Total length: 250 mm, 9¾"
Gesamtlänge: 250 mm, 9¾"

YASARGIL Phynox Clips and Appliers

Aesculap® YASARGIL Aneurysm Clip System
Phynox Standard Clips

PHYNOX STANDARD

PERMANENT

Art. No. / Art. Nr.	Blade length / Maullänge mm	Maximal opening / maximale Öffnung mm	Closing force / Schließkraft N	Closing force / Schließkraft g
FE740K	7.0	6.2	1.47	150
FE750K	9.0	7.0	1.77	180
FE760K	11.0	7.8	1.77	180
FE780K	15.0	9.2	1.96	200
FE792K	17.5	10.6	1.96	200
FE790K	20.0	11.4	1.96	200
FE840K	25.0	13.3	1.77	180
FE742K	6.5	6.0	1.47	150
FE752K	8.3	6.8	1.77	180

PERMANENT

Art. No. / Art. Nr.	Blade length / Maullänge mm	Maximal opening / maximale Öffnung mm	Closing force / Schließkraft N	Closing force / Schließkraft g
FE762K	10.2	7.5	1.77	180
FE782K	13.7	8.7	1.96	200
FE786K	15.3	9.8	1.96	200
FE744K	5.4	5.5	1.47	150
FE754K	6.4	6.1	1.77	180
FE764K	8.0	6.5	1.77	180
FE784K	10.3	7.4	1.96	200
FE823K	7.4	5.4	1.77	180
FE824K	8.4	5.8	1.77	180

- MRI examinations using magnetic fields of 1.5 and 3.0 Tesla do not present an additional risk to implant wearers
- Color coding with silver spring and blades (permanent clip)
- Sterile packaging

- Bei MRT-Untersuchungen mit 1,5 und 3,0 Tesla ergibt sich für den Implantatträger kein zusätzliches Risiko durch magnetisch induzierte Kräfte
- Farbkodierung durch silberne Feder und Maulteile (permanenter Clip)
- steril verpackt

PERMANENT

Art. No. Art. Nr.	Blade length Maullänge mm	Maximal opening maximale Öffnung mm	Closing force Schließkraft N	g
FE825K	10.5	6.2	1.77	180
FE748K	7.0	7.9	1.96	200
FE758K	9.0	8.7	1.96	200
FE759K	12.0	10.2	1.96	200
FE798K	20.0	13.0	1.77	180
FE770K	5.0	8.0	1.96	200
FE771K	5.0	8.0	1.96	200
FE772K	5.0	8.0	1.96	200
FE603K	6.1	6.5	1.96	200

PERMANENT

Art. No. Art. Nr.	Blade length Maullänge mm	Maximal opening maximale Öffnung mm	Closing force Schließkraft N	g
FE613K	8.0	6.2	1.96	200
FE623K	10.6	7.8	1.96	200
FE763K	11.8	8.4	1.96	200
FE810K	9.0	6.5	1.96	200
FE819K	5.0	5.6	1.96	200
FE820K	7.0	4.5	1.96	200
FE822K	10.0	5.6	1.96	200
FE850K	6.7	5.4	1.96	200
FE851K	9.0	5.6	1.96	200

Aesculap® YASARGIL Aneurysm Clip System
Phynox Standard Clips

PHYNOX STANDARD

PERMANENT

Art. No. Art. Nr.		Blade length Maullänge mm	Maximal opening maximale Öffnung mm	Closing force Schließkraft N	g
FE830K	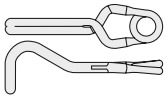	7.0	7.2	1.96	200
FE832K	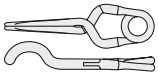	9.3	7.2	1.96	200
FE833K	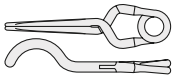	11.3	8.2	1.96	200
FE746K	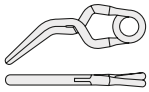	7.0	5.7	1.96	200
FE773K	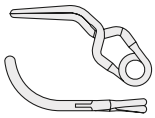	7.8	6.5	1.77	180
FE761K	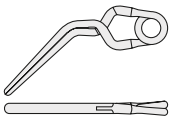	11.4	8.0	1.96	200
FE747K	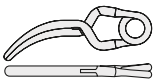	8.6	7.0	1.77	180

Aesculap® YASARGIL Aneurysm Clip System
Phynox Standard Clips with Fenestration, 3.5 mm

PERMANENT

Art. No. Art. Nr.	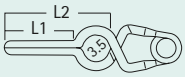	Diameter of fenestration 3.5 mm Fensterdurchmesser 3,5 mm Blade length Maullänge mm L1/L2	Maximal opening maximale Öffnung mm	Closing force Schließkraft N	g
FE597K	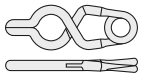	3/8.1	6.5	1.47	150
FE598K	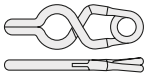	4/9.1	6.6	1.47	150
FE599K	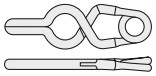	5/10.1	7.0	1.47	150
FE600K	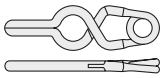	6/11	7.4	1.47	150
FE610K	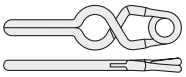	9/14	8.4	1.47	150
FE620K	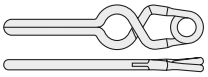	12/17	9.6	1.77	180

PERMANENT

Art. No. Art. Nr.	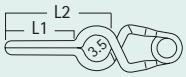	Diameter of fenestration 3.5 mm Fensterdurchmesser 3,5 mm Blade length Maullänge mm L1/L2	Maximal opening maximale Öffnung mm	Closing force Schließkraft N	g
FE602K	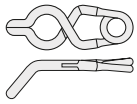	5/7.3	5.8	1.47	150
FE612K	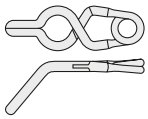	7.5/8.9	6.5	1.47	150
FE622K	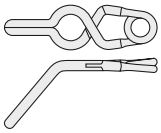	10/10.5	7.2	1.77	180
FE604K		5/4.9	4.9	1.47	150
FE614K	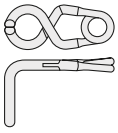	7.5/4.9	4.9	1.47	150
FE624K	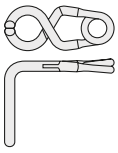	10/4.9	4.9	1.77	180

Aesculap® YASARGIL Aneurysm Clip System
Phynox Standard Clips with Fenestration, 5.0 mm

PHYNOX STANDARD

PERMANENT

Art. No. Art. Nr.	Diameter of fenestration 5 mm Fensterdurchmesser 5 mm	Blade length Maullänge mm L1/L2	Maximal opening maximale Öffnung mm	Closing force Schließkraft N	g
FE637K	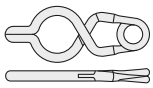	3/9.8	6.7	1.47	150
FE638K	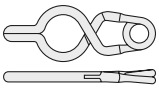	4/10.8	7.1	1.47	150
FE639K	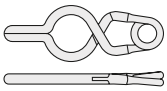	5/11.8	7.5	1.47	150
FE640K	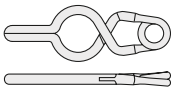	6/12.7	7.9	1.47	150
FE650K	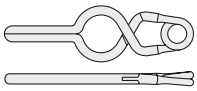	9/15.7	9.1	1.47	150
FE660K	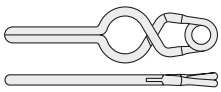	12/18.7	10.3	1.77	180
FE642K	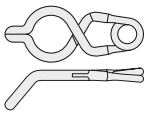	5/9	6.5	1.47	150
FE652K	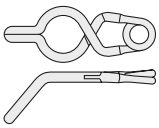	7.5/10.6	7.2	1.47	150

PERMANENT

Art. No. Art. Nr.	Diameter of fenestration 5 mm Fensterdurchmesser 5 mm	Blade length Maullänge mm L1/L2	Maximal opening maximale Öffnung mm	Closing force Schließkraft N	g
FE662K	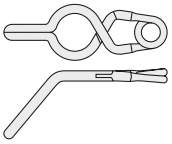	10/12.2	7.8	1.77	180
FE644K	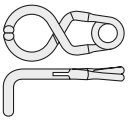	5/6.4	5.5	1.47	150
FE654K	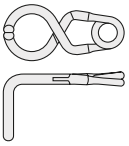	7.5/6.4	5.5	1.47	150
FE664K	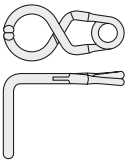	10/6.4	5.5	1.77	180
FE648K	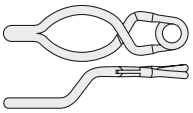	5/15.2	7.9	1.47	150
FE658K	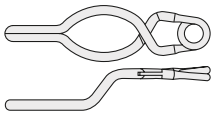	7.5/17.7	8.8	1.47	150
FE668K	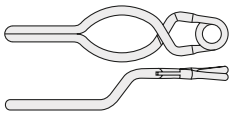	10/20.2	10.0	1.77	180
FE774K	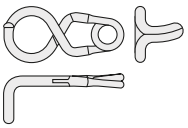	5/6.7	5.0	1.47	150

PERMANENT

Art. No. Art. Nr.		Diameter of fenestration 5 mm Fensterdurchmesser 5 mm: Blade length Maullänge mm L1/L2	Maximal opening maximale Öffnung mm	Closing force Schließkraft N	g
FE775K	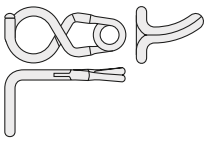	7.5/6.7	5.0	1.47	150
FE776K	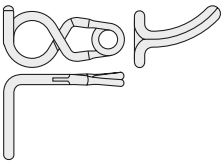	10/6.7	5.0	1.47	150
FE777K	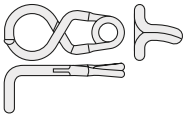	5/6.7	5.0	1.47	150
FE778K	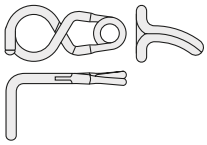	7.5/6.7	5.0	1.47	150
FE779K	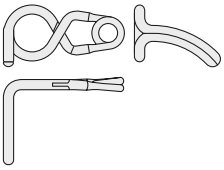	10/6.7	5.0	1.47	150
FE881K	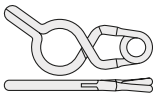	5/10.4	7.0	1.47	150
FE882K	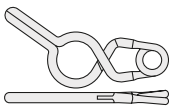	7.5/12.4	7.8	1.47	150
FE883K	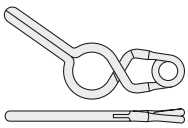	10/14.5	8.8	1.47	150

PERMANENT

Art. No. Art. Nr.		Diameter of fenestration 5 mm Fensterdurchmesser 5 mm: Blade length Maullänge mm L1/L2	Maximal opening maximale Öffnung mm	Closing force Schließkraft N	g
FE886K	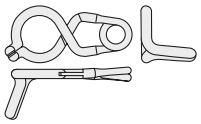	5/7.4	5.0	1.47	150
FE887K	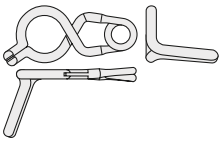	7.5/8.1	5.0	1.47	150
FE888K	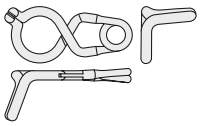	5/7.4	5.0	1.47	150
FE889K	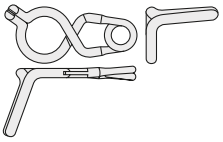	7.5/8.1	5.0	1.47	150
FE891K	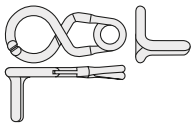	5/6.6	5.0	1.47	150
FE892K	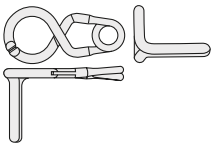	7.5/6.6	5.0	1.47	150
FE893K	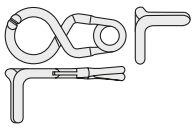	5/6.6	5.0	1.47	150
FE894K	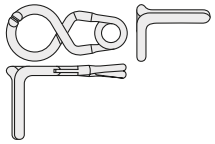	7.5/6.6	5.0	1.47	150

PHYNOX STANDARD

Aesculap® YASARGIL Aneurysm Clip System
Phynox T-Bar Clips acc. to KOPITNIK, 5.0 mm

PHYNOX STANDARD

Aneurysm clip with a unique design

The blades of the T-Bar Clip are oriented in a 90° or 45° angle to the axis of the spring plane resulting in a T-like clip form. The unique shape opens up new options for the treatment of complicated cerebral aneurysms. The spring type is identical to the existing and proven standard YASARGIL Aneurysm Clip with a 5 mm diameter fenestration.

Einzigartiges Clipdesign

Die Ebene der Maulteile liegt T-förmig im 90° oder 45° Winkel zur Ebene der Clipfeder. Diese besondere Form erweitert die Therapieoptionen bei der Behandlung von zerebralen Aneurysmen. Die Federgeometrie ist identisch mit den anderen YASARGIL Aneurysmen-Clips in Standardgröße und einer 5 mm Fensterung.

PERMANENT

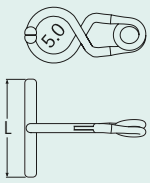

Art. No. / Art. Nr.	Diameter of fenestration 5 mm / Fensterdurchmesser 5 mm				
	Blade length / Maullänge mm	Angle / Winkel	Maximal opening / maximale Öffnung mm	Closing force / Schließkraft N	g
FE852K	5.0	45°	5.5	1.47	150
FE853K	9.0	45°	5.5	1.47	150
FE854K	5.0	90°	5.5	1.47	150
FE855K	9.0	90°	5.5	1.47	150
FE856K	13.0	90°	5.5	1.77	180

PERMANENT

PHYNOX STANDARD

Art. No. Art. Nr.	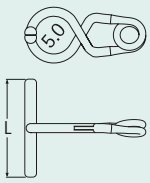	Blade length Maullänge mm	Angle Winkel	Diameter of fenestration 5 mm Fensterdurchmesser 5 mm Maximal opening maximale Öffnung mm	Closing force Schließkraft N	g
FE857K	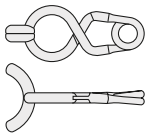	9.0	90°	5.5	1.47	150
FE858K	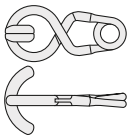	9.0	90°	5.5	1.47	150
FE859K	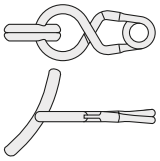	13.0	60°	5.5	1.77	180
FE860K	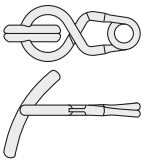	13.0	60°	5.5	1.77	180

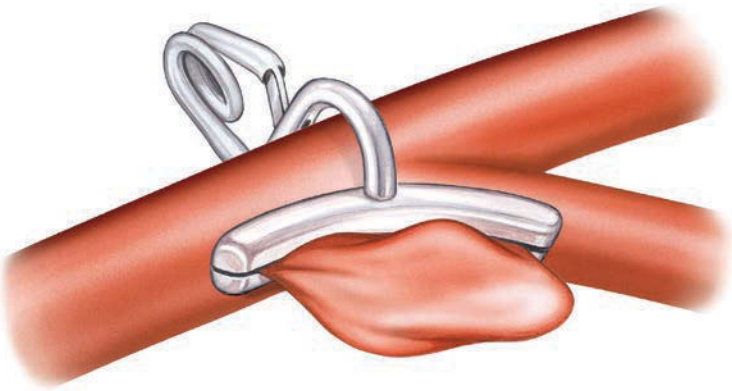

Aesculap® YASARGIL Aneurysm Clip System
ULTRA SHORT FENESTRATED Aneurysm Clip, 5.0 mm

PHYNOX STANDARD

PERMANENT

Art. No. / Art. Nr.		Diameter of fenestration 5 mm / Fensterdurchmesser 5 mm: Blade length / Maullänge mm L1/L2	Maximal opening / maximale Öffnung mm	Closing force / Schließkraft N
FE942K	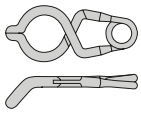	3.0/8.1	6.0	1.47
FE944K	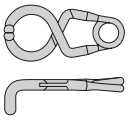	3.0/6.4	5.5	1.47

Phynox Reinforcing Clip

PERMANENT

Phynox reinforcing clip to increase the closing force of YASARGIL Phynox Standard Aneurysm Clips.

Verstärkungsclip aus Phynox, zur Erhöhung der Schließkraft von Phynox-Standard-Aneurysmenclips.



Art. No. / Art. Nr.	
FE900TK	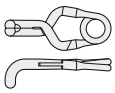

Aesculap® YASARGIL Aneurysm Clip System
Phynox Long Clips and Applier

PERMANENT

Art. No. Art. Nr.		Blade length Maullänge mm L1/L2	Maximal opening maximale Öffnung mm	Closing force Schließkraft N	g
FE861K		30	19	1.86	190
FE862K		35	21	1.96	200
FE863K	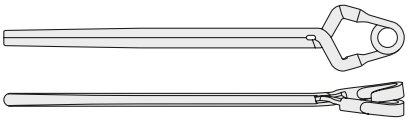	40	23	1.96	200

- Clip with extra long blades for the treatment of giant aneurysms.
- Clips mit extra langem Maulteil zur Behandlung von Riesenaneurysmen.

Clip Applier for Long Clips
Clip-Anlegezange für Long Clips

- With „active" locking mechanism; the applier can be used with or without the lock being activated.
- Mit "aktiver" Sperre; die Anlegezange kann mit oder ohne Betätigen der Sperre eingesetzt werden.

FE560K

Total length: 200 mm, 7 7/8"
Gesamtlänge: 200 mm, 7 7/8"

Aesculap® YASARGIL Aneurysm Clip System
Phynox Standard and Mini Clips

PHYNOX STANDARD AND MINI

TEMPORARY TEMPORÄR (STANDARD)

Art. No. Art. Nr.	Blade length Maullänge mm	Maximal opening maximale Öffnung mm	Closing force Schließkraft N	Closing force Schließkraft g
FE751K	9.0	7.0	0.69	70
FE753K	8.4	6.8	0.69	70
FE755K	6.7	6.1	0.69	70
FE769K	11.0	7.8	0.69	70
FE781K	15.0	9.2	0.69	70
FE783K	13.8	8.7	0.69	70
FE785K	10.4	7.4	0.69	70
FE756K	9.1	6.2	0.69	70
FE791K	20.0	11.4	0.88	90
FE793K	18.7	11.0	0.88	90

TEMPORARY TEMPORÄR (STANDARD)

Art. No. Art. Nr.	Blade length Maullänge mm	Maximal opening maximale Öffnung mm	Closing force Schließkraft N	Closing force Schließkraft g
FE795K	16.8	9.9	0.88	90
FE801K	13.0	7.5	0.88	90

TEMPORARY TEMPORÄR (MINI)

FE681K	3.0	3.3	0.49	50
FE691K	5.0	4.0	0.49	50
FE683K	2.8	3.2	0.49	50
FE693K	4.7	3.8	0.49	50
FE721K	7.0	4.6	0.69	70
FE723K	6.6	4.4	0.69	70
FE725K	5.0	4.0	0.69	70

- MRI examinations using magnetic fields of 1.5 and 3.0 Tesla do not present an additional risk to implant wearers
- Color coding with silver spring and blades (permanent clip)

- Bei MRT-Untersuchungen mit 1,5 und 3,0 Tesla ergibt sich für den Implantatträger kein zusätzliches Risiko durch magnetisch induzierte Kräfte
- Farbkodierung durch silberne Feder und Maulteile (permanenter Clip)

PERMANENT (MINI)

Art. No. Art. Nr.		Blade length Maullänge mm	Maximal opening maximale Öffnung mm	Closing force Schließkraft N	g
FE680K		3.0	3.3	1.08	110
FE690K		5.0	4.0	1.08	110
FE700K		3.0	3.3	1.08	110
FE710K		5.0	4.0	1.08	110
FE720K		7.0	4.6	1.08	110
FE682K		2.8	3.2	1.08	110
FE692K		4.7	3.8	1.08	110
FE694K		4.0	3.6	1.08	110
FE711K		4.0	3.6	1.08	110
FE712K		4.7	3.8	1.08	110

PERMANENT (MINI)

Art. No. Art. Nr.		Blade length Maullänge mm	Maximal opening maximale Öffnung mm	Closing force Schließkraft N	g
FE713K		4.0	3.6	1.08	110
FE726K		5.2	4.0	1.08	110
FE722K		6.6	4.4	1.08	110
FE714K		3.9	3.5	1.08	110
FE724K		5.0	4.0	1.08	110
FE716K		5.0	3.5	1.28	130
FE807K		4.7	4.0	1.08	110
FE717K		6.3	6.0	1.28	130
FE727K		4.0	7.0	1.28	130
FE728K		7.0	5.7	1.28	130
FE806K		7.0	4.5	1.28	130

Aesculap® YASARGIL Aneurysm Clip System
Double Bayonet Clip Applier for Phynox Clips

- Color coding is realized as a colored button in the handle area (● = Standard; ● = Mini)
- Farbkodierung durch einen Farbknopf im Griffbereich

APPLIERS FOR PHYNOX CLIPS

STANDARD	MINI		
			
FE301K	FE311K	with latch mit Sperre	
FE305K	FE315K	without latch ohne Sperre	Total length: 225 mm, 8⅞" Gesamtlänge: 225 mm, 8⅞"
			
FE302K	FE312K	with latch mit Sperre	
FE306K	FE316K	without latch ohne Sperre	Total length: 245 mm, 9⅝" Gesamtlänge: 245 mm, 9⅝"

- The Double Bayonet Clip Applier has an additional bayonet shape at the jaw.
- Die Doppelbajonett Anlegezange hat eine zusätzliche Bajonettform am Maulteil.

- This leads to a better view of the clip.
- Dies führt zu einem besseren Blick auf den Clip.

Aesculap® YASARGIL Aneurysm Clip System
Vario Clip Applier for Phynox Clips

- Distinction between Standard and Mini Clip appliers through label on the spring
- Unterschied zwischen Standard und Mini Clip Anlegezangen ist durch eine Markierung im Innenhandgriff zu erkennen

STANDARD	MINI
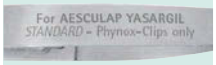	
FE512T	FE502T

Total length: 210 mm, 8¼"
Gesamtlänge: 210 mm, 8¼"

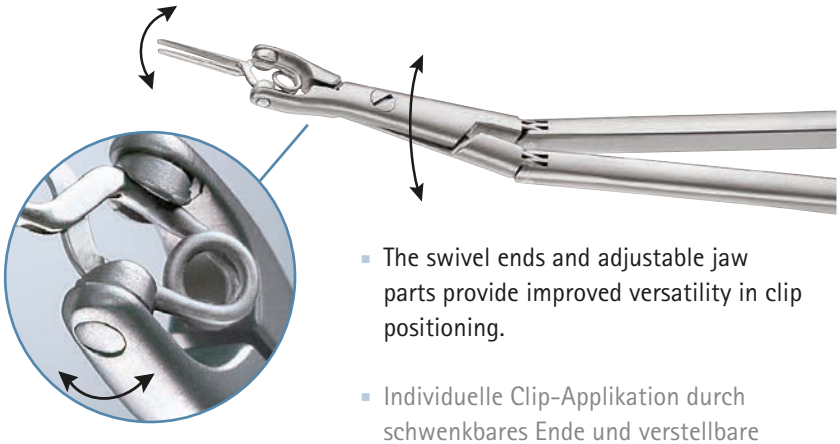

- The swivel ends and adjustable jaw parts provide improved versatility in clip positioning.
- Individuelle Clip-Applikation durch schwenkbares Ende und verstellbare Tellermaulteile.



FT402800

Adjusting Key
Einstellplättchen

- Adjusting Key for Vario Clip Applier for setting the swivel at an angle.
- Einstellplättchen für die Vario-Clip-Anlegezange zum Verstellen der Tellermaulteile.

Aesculap® YASARGIL Aneurysm Clip System
XS Clip Applier for Phynox Clips

- Distinction between Standard and Mini Clip appliers through label inside the handle
- Unterschied zwischen Standard und Mini Clip Anlegezangen ist durch eine Markierung im Innenhandgriff zu erkennen

APPLIERS FOR PHYNOX CLIPS

STANDARD	MINI

- 360° rotation
- Suitable for narrow approaches

- 360° drehbar
- geeignet für enge Zugänge

FE495K | **FE490K**

Total length: 230 mm, 9""
Gesamtlänge: 230 mm, 9"

FE496K | **FE491K**

Total length: 250 mm, 9¾"
Gesamtlänge: 250 mm, 9¾"

Disassembly
The XS Applier is detachable into 2 parts for thorough cleaning.

A cleaning brush is provided free of charge with every applier.

Zerlegbarkeit
Zur gründlichen Reinigung ist die XS Anlegezange in 2 Teile zerlegbar.

Mit jeder Anlegezange wird eine kleine Reinigungsbürste gratis mitgeliefert.

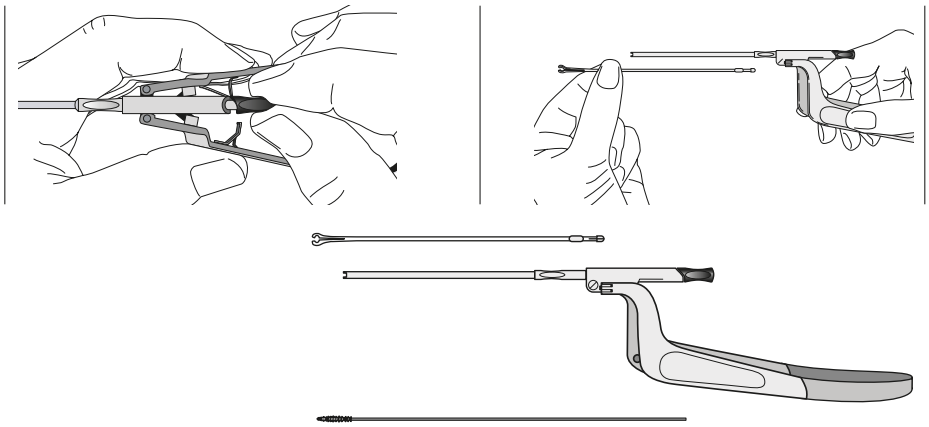

Aesculap® YASARGIL Aneurysm Clip System
Clip Applier for Phynox Clips

- Distinction between Standard and Mini Clip appliers through label on the spring
- Unterschied zwischen Standard und Mini Clip Anlegezangen ist durch eine Markierung im Innenhandgriff zu erkennen

STANDARD	MINI			
				
FE558K	FE548K		straight gerade	Total length: 180 mm, 7" Gesamtlänge: 180 mm, 7"
				
FE580K	FE570K		straight gerade	Total length: 175 mm, 6⅞" Gesamtlänge: 175 mm, 6⅞"
				
FE582K	FE572K		straight gerade	
FE585K	FE575K		15° angled 15° aufgebogen	Total length: 215 mm, 8½" Gesamtlänge: 215 mm, 8½"
				
FE584K	FE574K		straight gerade	
FE587K	FE577K		15° angled 15° aufgebogen	Total length: 235 mm, 9¼" Gesamtlänge: 235 mm, 9¼"

Aesculap® YASARGIL Aneurysm Clip System
Storage

FT007P
FT006P

Clip Tray 1/1

For storage, transport and sterilization of Aesculap YASARGIL Aneurysm Clips.

- Autoclavable plastic
- Fits 1/1 standard container
- 34 storage compartments for Standard and Mini Clips
- 4 storage compartments for Long Clips
- With special identification tags for individual tray configuration

Clip Tray 1/2

For storage, transport and sterilization of Aesculap YASARGIL Aneurysm Clips.

- Autoclavable plastic
- Fits 1/2 standard container
- 15 storage compartments for Standard and Mini Clips
- 3 storage compartments for Long Clips
- With special identification tags for individual tray configuration

Clip Tray 1/1

für die Lagerung, Transport und Sterilisation von Aesculap YASARGIL Aneurysmen-Clips.

- autoklavierbarer Kunststoff
- passend für 1/1 Standard-Container
- 34 Fächer für Standard- und Mini-Clips
- 4 Fächer für Long-Clips
- Zur individuellen Bestückung mit speziellen Kennzeichnungsschildern

Clip Tray 1/2

für die Lagerung, Transport und Sterilisation von Aesculap YASARGIL Aneurysmen-Clips.

- autoklavierbarer Kunststoff
- passend für 1/2 Standard-Container
- 15 Fächer für Standard- und Mini-Clips
- 3 Fächer für Long-Clips
- Zur individuellen Bestückung mit speziellen Kennzeichnungsschildern

Identification tags for the Clip Trays

Allow quick and easy recording of the necessary clip data;
Helpful for classifying and reordering the clips that have been removed.

Kennzeichnungsschilder für Clip-Trays

Ermöglicht eine schnelle und einfache Erfassung der benötigten Clipdaten;
hilfreich für das Einsortieren und Nachbestellen von entnommenen Clips.



For each clip variant there is a matching identification tag.
The article numbers of the tags are as follows:
Art. No. of clip + „-TAG“

e.g.: FT740T-TAG is the identification tag for the clip FT740T

The identification tags for temporary clips are yellow and for permanent clips grey
in line with the color coding of the YASARGIL Aneurysm Clips.

Für jeden YASARGIL Aneurysmen-Clip gibt es das dazugehörige Kennzeichnungsschild.
Die Artikelnummer der Schilder ergeben sich aus:
Art.-Nr. Clip + "-TAG"

Beispiel: FT740T-TAG ist das Kennzeichnungsschild für den Clip FT740T

Analog dem Farbcode der YASARGIL Aneurysmen-Clips sind die Kennzeichnungsschilder
für temporäre Clips gelb und für permanenten Clips grau.

Aesculap® YASARGIL Aneurysm Clip System
Storage

FM665R

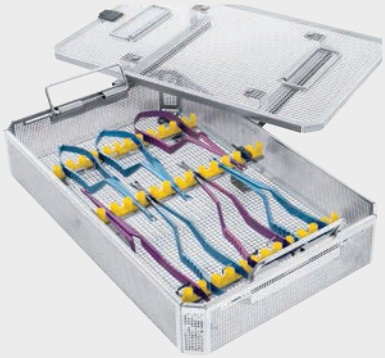

Storage for clip appliers
Perforated basket with lid, for storage of clip appliers

Lagerung von Anlegezangen
Siebkorb mit Deckel zur Lagerung von Clip-Anlegezangen

Address: www.aesculap-extra.net

Patient identification card for Clip implants

- Provides traceability for physician and patient for follow-ups
- Includes information about the MRI-compatibility of the clips
- Printed version available in German and English
- Download from the Extranet possible:
  - C07801 ID in German
  - C07802 ID in English

Patientenausweis für Clip Implantate

- ermöglicht bei späteren Nachkontrollen Rückverfolgbarkeit für Patienten und Arzt
- mit Informationen zur MRT-Kompatibilität der Clips
- gedruckte Version in deutsch und englisch erhältlich
- im Aesculap Extranet als PDF zum Herunterladen.
  - C07801 Ausweis in deutsch
  - C07802 Ausweis in englisch

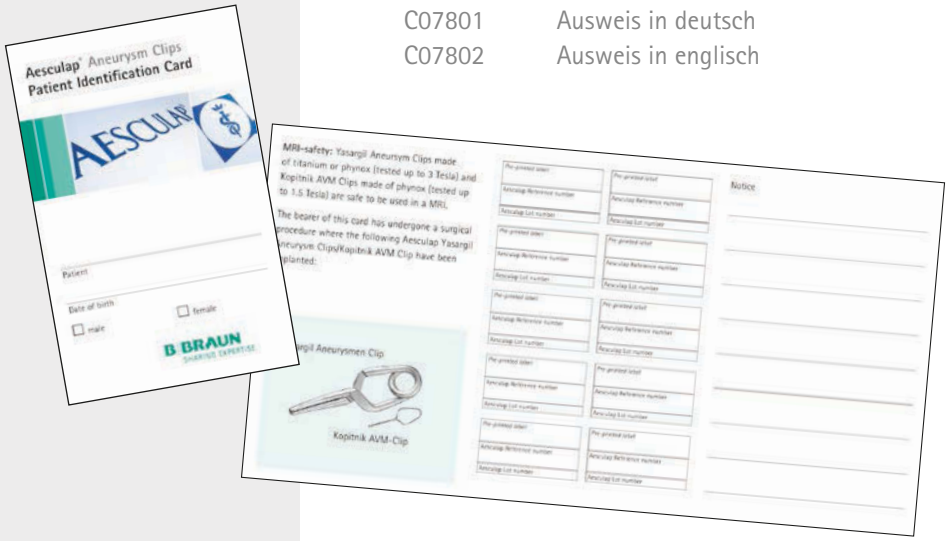

Aesculap® Kopitnik AVM Micro Clip System

For the treatment of arteriovenous malformations.

Aesculap® KOPITNIK AVM Micro Clip System

Apart from cerebral aneurysms, arteriovenous malformations are among the most common cerebrovascular disorders. The widely renowned YASARGIL Aneurysm Clips by Aesculap form an established part of the gold standard in microsurgical aneurysm therapy. They are, also, still used in microsurgical angioma operations. However, the extremely delicate vessels often require the application of finer clips. Therefore I have developed, with Aesculap, a special AVM Micro Clip System for the microsurgical treatment of angiomas.

The KOPITNIK AVM Micro Clip System comprises straight and, for the first time, curved micro clips as well as special applying forceps. All these clips are available in the sizes (length) 2, 3, 4 and 5 mm. The applying forceps, which allows the operator an excellent view of the pathology and the clip. The slim shaft offers exceptional flexibility within the craniotomy. The rotatable shaft and the unique active lock allows the operator to apply the clips comfortably.

Another innovation incorporated in this AVM Micro Clip System is that the AVM micro clips can be applied either temporarily or permanently. Depending on the operational situation, the clips can be removed or they can be left in site as permanent implants. Phynox is a well-tried material that has proven its reliability in the production of YASARGIL Aneurysm Clips for more than 30 years. It offers excellent biocompatibility. MRI examinations using magnetic fields of 1.5 and 3.0 Tesla do not present an additional risk to implant patients.

Thomas A. Kopitnik

Arteriovenöse Missbildungen zählen neben den zerebralen Aneurysmen zu den am weit verbreiteten zerebrovaskulären Erkrankungen. Die weltbekannten YASARGIL Aneurysmenclips von Aesculap zählen zum Goldstandard in der mikrochirurgischen Aneurysmenbehandlung und werden auch heute noch bei mikrochirurgischen Angiom-Operationen eingesetzt. Für die äußerst feinen Gefäße werden jedoch oftmals delikatere Clips benötigt.
Ich habe daher mit Aesculap ein spezielles AVM Mikroclip System zur mikrochirurgischen Behandlung von Angiomen entwickelt.

Das KOPITNIK AVM Mikroclip System besteht aus geraden und erstmals gebogenen Mikroclips sowie speziellen Anlegezangen. Alle Clips sind in den Längen 2, 3, 4 und 5 mm erhältlich. Eine Anlegezange mit einem speziellen Rohrschaftdesign erlaubt dem Operateur eine exzellente Sicht auf die Pathologie und den Clip. Der schlanke Rohrschaft ermöglicht eine hervorragende Flexibilität in der Kraniotomie; der drehbare Schaft sowie die einzigartige aktive Sperre bieten zusätzlich einen außergewöhnlichen Komfort für die Applikation der Clips.

Weitere Neuerungen dieses AVM Mikroclip Systems sind die wahlweise temporäre oder permanente Verwendbarkeit der AVM Mikroclips. Die Clips können entweder vor Abschluss der OP aus dem Situs entnommen werden oder, je nach OP-Situation, permanent implantiert werden. Das Material Phynox hat sich seit über 30 Jahren zur Herstellung der YASARGIL Aneurysmenclips bewährt. Es bietet eine exzellente Biokompatibilität an. Bei MRI-Untersuchungen mit 1,5 und 3,0 Tesla ergibt sich für den Implantatträger kein zusätzliches Risiko durch magnetisch induzierte Kräfte.

Thomas A. Kopitnik

The AVM Micro Clip System for the treatment of arteriovenous malformations was developed in co-operation with:

Das AVM Mikroclip System für die Behandlung von arteriovenösen Missbildungen wurde entwickelt in Zusammenarbeit mit:

Dr. Thomas A. Kopitnik, Jr.
Central Wyoming Neurosurgery
Casper, Wyoming, USA

AVM MICRO CLIP SYSTEM

STRAIGHT					CURVED				
Art. No. Single Pack / Art. Nr. Einzelverp.	**Art. No.** 4-pack / Art. Nr. Viererverp.	closing force between 50 g and 70 g / Schließkraft zwischen 50 g und 70 g	Blade length / Maullänge mm	Maximal opening / maximale Öffnung mm	**Art. No.** Single Pack / Art. Nr. Einzelverp.	**Art. No.** 4-pack / Art. Nr. Viererverp.	closing force between 50 g and 70 g / Schließkraft zwischen 50 g und 70 g	Blade length / Maullänge mm	Maximal opening / maximale Öffnung mm
FE902K	**FE922K**		2	1.5	**FE912K**	**FE932K**		2	1.5
FE903K	**FE923K**		3	1.7	**FE913K**	**FE933K**		3	1.7
FE904K	**FE924K**		4	2.0	**FE914K**	**FE934K**		4	2.0
FE905K	**FE925K**		5	2.3	**FE915K**	**FE935K**		5	2.3

Aesculap® KOPITNIK AVM Micro Clip System
AVM Clip Applier

STANDARD

AVM MICRO CLIP SYSTEM

XS - Design

FE906K	Working length / Arbeitslänge: 40 mm, 1½"
FE907K	Working length / Arbeitslänge: 70 mm, 2¾"
FE908K	Working length / Arbeitslänge: 90 mm, 3½"
FE909K	Working length / Arbeitslänge: 110 mm, 4½"

FE917K	Working length / Arbeitslänge: 70 mm, 2¾"
FE918K	Working length / Arbeitslänge: 90 mm, 3½"

Aesculap® Micro Coil Scissors

STANDARD

FD062R

FD063R

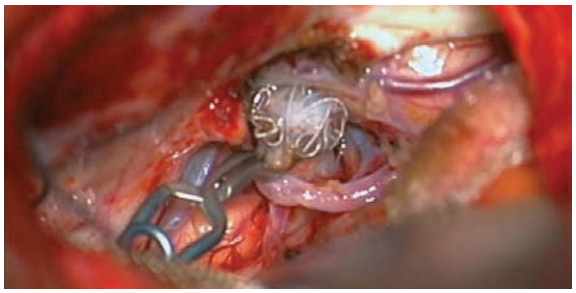

In special cases, coil wires have to be cut and removed. For this procedure, special coil scissors are extremely helpful.

Bei speziellen Indikationen müssen Coildrähte wieder entfernt werden. Bei diesen Eingriffen ist die Coil Schere sehr hilfreich und einfach anzuwenden.

„With the new coil scissors it is simple and safe to cut the coils - a very helpful tool when you have to operate on an aneurysm that had been previously treated via an endovascular approach."

„Die neue Coil Schere schneidet Coils einfach und sicher. Ein sehr nützliches Instrument für Operationen an Aneurysmen, die bereits endovaskular behandelt wurden."

Developed in co-operation with:
Entwickelt in Zusammenarbeit mit:

Dr. Thomas A. Kopitnik, Jr.
Central Wyoming Neurosurgery
Casper, Wyoming, USA

Aesculap® Neurosurgery

AESCULAP. EXPERTISE IN SURGERY.

Bone Flap Fixation

Kraniale Knochendeckel-fixierung

... the brochure includes all four product lines of bone flap fixation like CranioFix®2, CranioFix® absorbable, CranioFix® PEEK and CranioPlate.

... der Prospekt beinhaltet alle vier Produktlinien der Knochendeckelfixierung wie CranioFix®2, CranioFix® resorbierbar, CranioFix® PEEK und CranioPlate.



For more information see
Brochure C90602

Für mehr Informationen siehe
Prospekt C90601

Lyoplant® Onlay

Fast. Easy. Versatile. Reliable

Schnell. Einfach. Vielseitig. Zuverlässig.

... the new biological, absorbable dura substitution designed to provide high ease of use.

... unser neuer biologischer, resorbierbarer Duraersatz, der entwickelt wurde, um erhöhte Anwenderfreundlichkeit zu bieten.

For more information see
Brochure C90102

Für mehr Informationen siehe
Prospekt C90101

Non-Stick Bipolar

... advanced generator meets advanced instruments.

... High Tech Generator trifft auf moderne Instrumente.

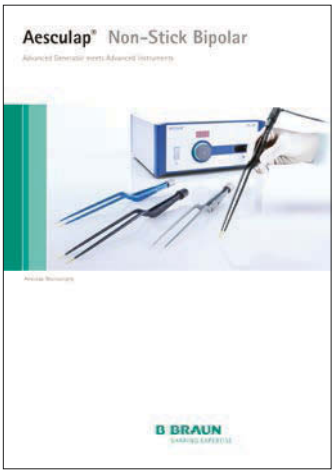

For more information see
Brochure C61511

Für mehr Informationen siehe
Prospekt C61511

AESCULAP. EXPERTISE IN SURGERY.

Neuroendoscopy
Neuroendoskopie

... the brochure includes systems for Intraventricular, Endoscope-Assisted, Transnasal/Transsphenoidal Endoscopy.

... der Prospekt beinhaltet Systeme für die Intraventrikulare, Endoskop-assistierte, Transnasale/Transsphenoidale Endoskopie.

For more information see
Brochure C35502

Für mehr Informationen siehe
Prospekt C35502

EC/IC Bypass Set

... fine instruments particularly suits for EC/IC procedures.

... feine Instrumente besonders geeignet für EC/IC Eingriffe.

For more information see
Brochure C63602

Für mehr Informationen siehe
Prospekt C63601

ScalpFix®

... for reliable haemostasis; easy handling and fast application are time and cost saving.

... für die zuverlässige Blutstillung; einfache Handhabung und schnelle Applikation sind zeit- und kostensparend.

For more information see
Brochure C79002

Für mehr Informationen siehe
Prospekt C79001

Aesculap AG | Am Aesculap-Platz | 78532 Tuttlingen | Germany
Phone +49 7461 95-0 | Fax +49 7461 95-2600 | www.aesculap.com

Aesculap – a B. Braun company

Brochure No. C45611 1114/0.6/17