

# **TEHNOMEDICA**

str.Ciuflea, 38/1 MD-2001, mun. Chișinău, Moldova tel./fax: (022)601 102, 601 087  
e-mail <[tehnomedica\\_md@yahoo.com](mailto:tehnomedica_md@yahoo.com)> <[tehnomedicamd@gmail.com](mailto:tehnomedicamd@gmail.com)>

Anexa nr. 7  
la Documentația standard nr.115  
din 15.09.2021

## **CERERE DE PARTICIPARE**

Către **IMSP Institutul de Medicină Urgentă**

**Stimați domni,**

Ca urmare a anunțului/invitației de participare/de preselecție apărut în Buletinul achizițiilor publice și/sau Jurnalul Oficial al Uniunii Europene, nr. ocds-b3wdp1-MD-1639041650289, ID: 21048340 din 14.01.2022 privind aplicarea procedurii pentru atribuirea contractului privind achiziționarea produselor parafarmaceutice pentru anul 2022, noi, Tehnomedica SRL, am luat cunoștință de condițiile și de cerințele expuse în documentația de atribuire și exprimăm prin prezenta interesul de a participa, în calitate de ofertant/candidat, neavând obiecții la documentația de atribuire.

Data completării: 14.01.2022

Cu stimă,

Tehnomedica SRL

Director Tatiana Roibu

(semnătura autorizată)

# **TEHNOMEDICA**

str.Ciuflea, 38/1 MD-2001, mun. Chişinău, Moldova tel./fax: (022)601 102, 601 087  
e-mail <[tehnomedica\\_md@yahoo.com](mailto:tehnomedica_md@yahoo.com)> <[tehnomedicamd@gmail.com](mailto:tehnomedicamd@gmail.com)>

Anexa nr. 8  
la Documentația standard nr.115  
din 15.09.2021

## **DECLARAȚIE privind valabilitatea ofertei**

Către **IMSP Institutul de Medicină Urgentă**

**Stimați domni,**

Ne angajăm să menținem oferta valabilă, privind achiziționarea produselor parafarmaceutice pentru anul 2022 prin procedura de achiziție licitație deschisă, pentru o durată de 60 zile, (una sută șazeci zile), respectiv până la data de 16.03.2022 (ziua/luna/anul), și ea va rămâne obligatorie pentru noi și poate fi acceptată oricând înainte de expirarea perioadei de valabilitate.

Data completării: 14.01.2022

Cu stimă,

Tehnomedica SRL

Director Tatiana Roibu

(semnătura autorizată)

REPUBLICA



MOLDOVA

# CERTIFICAT DE ÎNREGISTRARE

**SOCIETATEA CU RĂSPUNDERE LIMITATĂ "TEHNOMEDICA"**  
ESTE ÎNREGISTRATĂ LA CAMERA ÎNREGISTRĂRII DE STAT

*Numărul de indentificare de stat - codul fiscal*

**1002600053256**

*Data înregistrării*

**17.04.2002**

*Data eliberării*

**16.02.2005**

**Bolboceanu Adela, registruator de stat**

*Funcția, numele, prenumele persoanei  
care a eliberat certificatul*

*semnătura*

**MD 0027040**





## I.P. "AGENȚIA SERVICII PUBLICE"

Departamentul înregistrare și licențiere a unităților de drept

### EXTRAS

din Registrul de stat al persoanelor juridice

nr. 1968 din 01.02.2019

Denumirea completă: **SOCIETATEA CU RĂSPUNDERE LIMITATĂ  
«TEHNOMEDICA»** .

Denumirea prescurtată: «TEHNOMEDICA» S.R.L. .

Forma juridică de organizare: **Societate cu Răspundere Limitată.**

Numărul de identificare de stat și codul fiscal: **1002600053256.**

Data înregistrării de stat: **17.04.2002.**

Sediul: **MD-2001, str. Ciuflea, 38/1, mun.Chișinău, Republica Moldova.**

Obiectul principal de activitate:

- 1 Fabricarea utilajului medical și chirurgical și a dispozitivelor ortopedice;**
- 2 Comerțul cu ridicata al produselor farmaceutice;**
- 3 Comerțul cu amănuntul al produselor farmaceutice;**
- 4 Practica medicală;**
- 5 Importul, fabricarea, comercializarea, asistența tehnică și (sau) reparația dispozitivelor medicale și (sau) a opticii;**
- 6 Activități de consultare pentru afaceri și management.**

Capitalul social: **5400 lei.**

**Administrator: ROIBU TATIANA,**

Asociați:

- 1. ROIBU TATIANA 100 %.**

Prezentul extras este eliberat în temeiul art. 34 al Legii nr. 220-XVI din 19 octombrie 2007 privind înregistrarea de stat a persoanelor juridice și a întreprinzătorilor individuali și confirmă datele din Registrul de stat la data de: 01.02.2019

Specialist coordonator  
tel. 022-20-7838



Clichici Elena



EB 0257484

Nr. CIF26-842.2020  
Data: 13 Februarie 2020

**CERTIFICAT  
PRIVIND EXISTENTA CONTURILOR CURENTE**

Prin prezentul, **Mobiasbanca - OTP Group S.A.**, codul băncii (BIC): **MOBBMD22**, confirmă că compania **TEHNOMEDICA S.R.L.** cod fiscal (IDNO) **1002600053256**, detine următoarele conturi curente la Mobiasbanca - OTP Group S.A., Sucursala. 26 Negruzzi:

1. **MDL - MD65MO2224ASV98310887100**
2. **EUR - MD06MO2224ASV98311097100**

  
L.S.  
Numele, Prenumele si Semnătura  
Director sucursalei „Gheorghe Mocanu”



Executor :Eduard Cilic  
Tel: 022-812-150

**CERTIFICAT**  
**privind lipsa sau existența restanțelor față de bugetul public național**

Nr.  
№ **A2200150**

din  
от **04.01.2022**

**1. Destinația / Назначение**

PENTRU PARTICIPARE LA PROCEDURI DE ACHIZIȚII PUBLICE

**2. Date despre contribuabil / Информация о налогоплательщике**

Denumirea Наименование	Codul fiscal / Numărul de identificare Фискальный код / Идентификационный номер
<b>TEHNOMEDICA S.R.L.</b>	1002600053256
Adresa sediului de bază (strada, numărul) Адрес основного месторасположения (улица, номер)	Codul - Denumirea localității Код - Наименование населенного пункта
Ciuflea nr.38 bl.1	0130-SEC.CENTRU

**3. Atestarea lipsei sau existenței restanțelor conform datelor Sistemului Informațional Automatizat /  
Подтверждение отсутствия или наличия недоимки согласно данных Информационной автоматизированной системы**

La data emiterii prezentului certificat restanța față de bugetul public național constituie/ На дату выдачи данной справки недоимка перед национальным публичным бюджетом составляет:  
**0,00 lei/лей.**

**4. Valabil pînă la / Действителен до 19.01.2022**

**5. Autentificarea Serviciului Fiscal de Stat / Подтверждение Государственной налоговой службы**

Șef DDF Centru  
Funcția/Dолжность

*Veronica Iasinschi*  
Semnătura/Подпись

Veronica Iasinschi  
Numele și prenumele/Фамилия и имя

L.Ș/ М.П.

Executor: **Gavajuc V.**  
Numele și prenumele/Фамилия и имя



Este extras din Sistemul Informațional al SFS SIA „Contul curent al contribuabilului”// 04.01.2022 ora 14:29:46  
cu aplicarea prevederilor pct. 82-83 Ordin IFPS nr.400 din 14.03.2014 (Monitorul Oficial 72-77/399, 28.03.2014)

NOTA (0,00)

# ***TEHNOMEDICA***

str.Ciuflea, 38/1 MD-2001, mun. Chișinău, Moldova tel./fax: (022)601 102, 601 087  
e-mail <[tehnomedica\\_md@yahoo.com](mailto:tehnomedica_md@yahoo.com)> <[tehnomedicamd@gmail.com](mailto:tehnomedicamd@gmail.com)>

**Către IMSP Institutul de Medicină Urgentă**

În atenția Grupului de lucru  
al Licitației Deschise nr. ocds-b3wdp1-MD-1639041650289,  
ID: 21048340

## **Declarație privind disponibilitatea prezentării mostrelor**

Prin prezenta, declarăm că vom prezenta mostre în decurs de 3 zile de la solicitarea autorității contractante pentru produsele oferite în cadrul licitației preonate privind achiziționarea produselor parafarmaceutice pentru anul 2022.

Cu respect,

Director

Tatiana Roibu

# ***TEHNOMEDICA***

str.Ciuflea, 38/1 MD-2001, mun. Chişinău, Moldova tel./fax: (022)601 102, 601 087  
e-mail <[tehnomedica\\_md@yahoo.com](mailto:tehnomedica_md@yahoo.com)> <[tehnomedicamd@gmail.com](mailto:tehnomedicamd@gmail.com)>

**Către IMSP Institutul de Medicină Urgentă**

În atenția Grupului de lucru  
al Licităției Deschise nr. ocds-b3wdp1-MD-1639041650289,  
ID: 21048340

## **Declarație privind termenul de valabilitate**

Prin prezenta, declarăm că termenul de valabilitate la momentul livrării a produselor oferite în cadrul licitației preonate privind **achiziționarea produselor parafarmaceutice pentru anul 2022** va constitui cel puțin 80% din termenul total de valabilitate a acestora, dar nu mai mic de 12 luni.

Cu respect,

Director

Tatiana Roibu





Benannt durch/Designated by  
Zentralstelle der Länder  
für Gesundheitsschutz  
bei Arzneimitteln und  
Medizinprodukten  
www.zlg.de  
ZLG-BS-244.10.08



Product Service

# EC Certificate

Full Quality Assurance System  
Directive 93/42/EEC on Medical Devices (MDD), Annex II excluding (4)  
(Devices in Class IIa, IIb or III)

**No. G1 010066 0426 Rev. 00**

**Manufacturer:** **AESCULAP AG**  
Am Aesculap-Platz  
78532 Tuttlingen  
GERMANY

**Product Category(ies):** **Implants, Instruments and Devices**  
**(for detailed information see attachment)**

The Certification Body of TÜV SÜD Product Service GmbH declares that the aforementioned manufacturer has implemented a quality assurance system for design, manufacture and final inspection of the respective devices / device categories in accordance with MDD Annex II. This quality assurance system conforms to the requirements of this Directive and is subject to periodical surveillance. For marketing of class III devices an additional Annex II (4) certificate is mandatory. See also notes overleaf.

**Report No.:** 713159626

**Valid from:** 2019-07-27

**Valid until:** 2024-05-26

**Date,** 2019-07-16

Stefan Preiß  
Head of Certification/Notified Body

TÜV SÜD  
 ZERTIFIKAT ◆ CERTIFICATE ◆ 認證證書 ◆ CERTIFICADO ◆ CERTIFICAT



Benannt durch/Designated by  
Zentralstelle der Länder  
für Gesundheitsschutz  
bei Arzneimitteln und  
Medizinprodukten  
www.zlg.de  
ZLG-BS-244.10.08



Product Service

# EC Certificate

Full Quality Assurance System  
Directive 93/42/EEC on Medical Devices (MDD), Annex II excluding (4)  
(Devices in Class IIa, IIb or III)

**No. G1 010066 0426 Rev. 00**

**Facility(ies):** AESCULAP AG  
Am Aesculap-Platz, 78532 Tuttlingen, GERMANY

- Surgical and dental instruments
- Joint implants (hip, knee)
- Spinal implants
- Implants for osteosynthesis
- Neurosurgical vascular implants
- Products for ligature
- Motor systems
- High frequency surgery devices
- Endoscopic systems
- Navigation system
- Surgical suction pumps
- Implants for replacement of connective tissue
- Vascular prostheses and accessories  
and other surgical accessories
- Collagen implants

TÜV SÜD  
 ZERTIFIKAT ◆ CERTIFICATE ◆ 認證證書 ◆ CERTIFICADO ◆ CERTIFICAT





Product Service

# Certificate

No. Q5 010066 0435 Rev. 00

**Applied Standard(s):** EN ISO 13485:2016  
Medical devices - Quality management systems - Requirements for regulatory purposes (ISO 13485:2016)  
DIN EN ISO 13485:2016

**Facility(ies):** AESCULAP AG  
Am Aesculap-Platz, 78532 Tuttlingen, GERMANY  
  
AESCULAP AG  
Carl-Braun-Str. 1, 34212 Melsungen, GERMANY

- Surgical and dental instruments
- Joint implants (hip, knee)
- Spinal implants
- Implants for osteosynthesis
- Neurosurgical vascular implants
- Products for ligature
- Motor systems
- Sterilization containers and accessories
- High frequency surgery devices
- Endoscope systems
- Navigation systems
- Surgical suction pumps
- Implants for replacement of connective tissue
- Tissue adhesives
- Vascular prostheses and accessories
- Local haemostatics
- Other surgical accessories
- Collagen implants



Management Service

# CERTIFICATE

The Certification Body  
of TÜV SÜD Management Service GmbH

certifies that

## Aesculap AG

Am Aesculap-Platz, 78532 Tuttlingen, Germany  
Carl-Braun-Straße 1, 34212 Melsungen, Germany

has established and applies  
a Quality Management System for

**Design and Development, Technical Service, Production and Distribution of  
Implants, Instruments, Containers, Devices,  
Suture Material and Tissue Adhesive**

### Aesculap AG Tuttlingen

- Surgical and dental instruments
- Joint Implants (hip, knee)
- Spinal Implants
- Implants for Osteosynthesis
- Neurosurgical Vascular Implants
- Motor systems
- Sterilization containers and accessories
- High frequency surgery devices
- Endoscopic systems
- Navigation systems
- Surgical suction pumps
- Veterinary instrumentation
- Other surgical accessories
- Instrument Management System
- Collagen implants

### Aesculap AG Melsungen

- Implants for replacement of connective tissue
- Tissue adhesive
- Local haemostatic

An audit was performed, Order No. **70062209**.

Proof has been furnished that the requirements according to

## ISO 9001:2015

are fulfilled.

The certificate is valid from **2020-06-01** until **2023-05-31**.

Certificate Registration No.: **12 100 21724 TMS**.

Product Compliance Management  
Munich, 2020-05-20



CERTIFICAT



CERTIFICADO



СЕРТИФИКАТ



認證證書



CERTIFICATE



ZERTIFIKAT

# EC Certificate - Production Quality Assurance

Directive 93/42/EEC on Medical Devices, Annex V

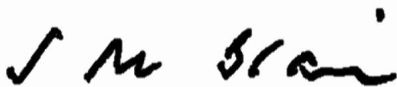
**No.** **CE 01966**  
Issued To: **Mölnlycke Health Care AB**  
**Box 13080**  
**Gamlestadsvägen 3C**  
**SE-402 52 Göteborg**  
**Sweden**

In respect of:

**See certificate scope page.**

on the basis of our examination of the quality assurance system under the requirements of Council Directive 93/42/EEC, Annex V. The quality assurance system meets the requirements of the directive. For the placing on the market of class IIb and class III products an Annex III certificate is required.

For and on behalf of BSI, a Notified Body for the above Directive (Notified Body Number 0086):



Stewart Brain, Head of Compliance & Risk -  
Medical Devices

First Issued: **1998-06-29**

Date: **2018-05-30**

Expiry Date: **2023-06-28**

...making excellence a habit.™

Page 1 of 2

Validity of this certificate is conditional on the quality system being maintained to the requirements of the Directive as demonstrated through the required surveillance activities of the Notified Body. This approval excludes all products designed and/or manufactured by a third party on behalf of the company named on this certificate, unless specifically agreed with BSI.

This certificate was issued electronically and is bound by the conditions of the contract.

Certificate No: CE 01966

## Certificate Scope:

**Those aspects of manufacture related to securing and maintaining sterility of absorbent tracheostomy dressing, sterile scar management dressing and transparent adhesive IV film dressing.**

**Those aspects of manufacture related to securing and maintaining sterility of negative pressure wound therapy (NPWT) accessories, surgical and equipment drapes and surgical gowns.**

**Those aspects of manufacturing relating to securing and maintaining sterility in the assembly of procedure packs in accordance with article 12 of the MDD.**

First Issued: **1998-06-29**Date: **2018-05-30**Expiry Date: **2023-06-28**

...making excellence a habit.™

Page 2 of 2

Validity of this certificate is conditional on the quality system being maintained to the requirements of the Directive as demonstrated through the required surveillance activities of the Notified Body. This approval excludes all products designed and/or manufactured by a third party on behalf of the company named on this certificate, unless specifically agreed with BSI.

This certificate was issued electronically and is bound by the conditions of the contract.

# Certificate of Registration

QUALITY MANAGEMENT SYSTEM - ISO 13485:2016 & EN ISO 13485:2016

This is to certify that:

Mölnlycke Health Care AB  
Gamlestadsvägen 3C  
Box 13080  
SE-402 52 Göteborg  
Sweden

Holds Certificate Number:

**MD 83345**

and operates a Quality Management System which complies with the requirements of ISO 13485:2016 & EN ISO 13485:2016 for the following scope:

The design, development, manufacture, marketing, sales and distribution of sterile wound and scar dressings, open wound products, cavity dressings, polyurethane foam with and without additives for incorporation into medical devices, swabs, sponges, sterile alcohol wipes, skin care products, non-sterile textile bandages and support, sterile wound irrigation solutions, operation sets, surgical and equipment drapes, procedure packs, surgical gowns and medical staff clothing for use in the patient environment, sterile and non-sterile medical gloves and sterile surgical gloves, self-warming blankets, turning and positioning devices. The design, development, manufacture, marketing, sales and distribution of single patient use Negative Pressure wound therapy pumps and accessories. Distribution of laparoscopic instruments.

For and on behalf of BSI:

Gary E Slack, Senior Vice President - Medical Devices

Original Registration Date: 2004-07-21

Latest Revision Date: 2021-11-24

Effective Date: 2021-11-28

Expiry Date: 2024-11-27

Page: 1 of 1



...making excellence a habit.™



We, Mölnlycke Health Care AB, Gamlestadvägen 3C, Box 13080, SE-402 52 Göteborg, Sweden being exclusively responsible manufacturer for conformity of the device/s; declare that the devices listed in the attached schedule are in conformity with the provisions of the Council Directive 93/42/EEC of 14 June 1993, as amended by 2007/47/EEC, concerning medical devices, the Medical Devices Act SFS 1993:584 and the Swedish Medical Product Agency regulations and guidelines: Medical Devices, LVFS 2003:11, as amended by LVFS 2009:18.

Trade name/ Product name:	<b>Surgical and Equipment Drapes (Sets)</b>
------------------------------	---

Product classification: **IS**Sterility Status: **Sterile**Measuring function: **No**

This declaration is supported by a conformity assessment procedure in accordance with	
---	--

Annex/es:	<b>V, VII</b>
-----------	---------------

Certificate number:	<b>CE 01966</b>
---------------------	-----------------

Issued by:	<b>BSI (0086)</b>
------------	-------------------


For non sterile, non-measuring Class I products, no certificate is issued by a Notified Body.	
---	--

Mölnlycke Health Care issues this declaration in recognition of all applicable harmonised standards.

Signed for and on behalf of Mölnlycke Health Care

Date: **2018-11-16**Function: **Regulatory Affairs Manager  
Compliance**Name: **Karin Darle Olsson**

Signature:



**Product(s) covered by this declaration:**

<b>Product Reference:</b>	<b>Product Descriptor:</b>	<b>GMDN Code:</b>
1218	E.N.T. SET	33961
251	LITHOTOMY SET	33961
282	SET-UP SET	33961
306480	DENTAL SET	33961
565710	GYNAECOLOGY SET	33961
60001	SHOULDER SET	33961
60002	SHOULDER SET W/POUCH	33961
60003	BEACH CHAIR SHOULDER SET	33961
60005	SHOULDER SPLIT SHEETS W/POUCH	47783
60101	KNEE ARTHROSCOPY SET	33961
60102	KNEE ARTHROSCOPY SET	33961
60103	KNEE ARTHROSCOPY SET	33961
60200	EXTREMITY SET	33961
60202	EXTREMITY SET	33961
60203	EXTREMITY SET	33961
60204	EXTREMITY SET	33961
60205	EXTREMITY SET	33961
60206	EXTREMITY SET	33961
60207	EXTREMITY SET	33961
60208	EXTREMITY SET	33961
60209	EXTREMITY SET	33961
60300	EXTREMITY SET, BILATERAL FOOT	33961

<b>Product Reference:</b>	<b>Product Descriptor:</b>	<b>GMDN Code:</b>
60301	EXTREMITY SET, BILATERAL LEG	33961
60302	HAND AND FOOT SET	33961
60303	HAND AND FOOT SET	33961
60305	HAND SET	33961
60306	HAND SET	33961
60307	HAND SET	33961
60602	HIP SET W/DISLOCATION BAGS	33961
60603	HIP SET	33961
60604	HIP SET	33961
60606	HIP SET	33961
60607	HIP SET	33961
60608	HIP SET	33961
60609	HIP SET	33961
60610	HIP SET	33961
60611	HIP SET	33961
60612	HIP SET	33961
60613	HIP SET	33961
60614	HIP SET	33961
60615	HIP SET	33961
60616	HIP SET	33961
60617	SPLIT SHEET SET	33961
60618	SPLIT SHEET SET	33961
60619	ORTHOPAEDIC SET	33961
60620	SPLIT SHEET SET	33961
61010	LITHOTOMY SET	33961

<b>Product Reference:</b>	<b>Product Descriptor:</b>	<b>GMDN Code:</b>
61020	LITHOTOMY SET	33961
61030	LITHOTOMY SET	33961
61040	LAPAROSCOPY SET	33961
61400	VARICOSE VEIN SET	33961
61450	Laparoscopy Set Bariatric	33961
61800	Hybrid Cardiovascular Set	33961
61920	CARDIOVASCULAR UNIVERSAL SET	33961
65000	E.N.T. SET	33961
65020	E.N.T. Set	33961
65043	C-SECTION SET	33961
65790	OPHTHALMIC SET	33961
65800	TUR SET	33961
66010	UNIVERSAL SET	33961
66100	REINFORCED UNIVERSAL SET	33961
66200	UNIVERSAL SET STANDARD	33961
66300	UNIVERSAL SET STANDARD	33961
669600	ACUTE THORACIC SET	33961
692300	PLASTIC SURGERY SET	33961
694000	DENTAL SET	33961
694110	C-SECTION SET	33961
694135	C-SECTION SET	33961
694140	C-SECTION SET	33961
694145	C-SECTION SET	33961
694240	LAPAROSCOPY SET ABDO-PERINEAL	33961
694241	LAPAROSCOPY SET ABDO-PERINEAL	33961

<b>Product Reference:</b>	<b>Product Descriptor:</b>	<b>GMDN Code:</b>
694242	LAPAROSCOPY SET ABDO-PERINEAL	33961
694245	LAPAROSCOPY SET	33961
694265	LAPAROSCOPY SET	33961
694500	PFANNENSTIEL SET	33961
694640	CARDIOVASCULAR SET	33961
694700	CARDIOVASCULAR SET	33961
695000	DELIVERY SET	33961
695400	OPHTHALMIC SET	33961
696110	GYNAECOLOGY AND CYSTOSCOPY SET	33961
696310	TUR SET	33961
696450	LITHOTOMY SET	33961
696500	GYNAECOLOGY LAPAROSCOPY SET	33961
696600	GYNAECOLOGY LAPAROSCOPY SET	33961
696700	GYNAECOLOGY SET	33961
696810	GYNAECOLOGY SET	33961
696940	HEAD SET	33961
697000	E.N.T. SET	33961
697100	LAPAROTOMY SET	33961
697250	NECK SET	33961
697260	THYROID SET	33961
697600	APERTURE SET BASIC	33961
697640	E.N.T. SET	33961
698220	ANGIOGRAPHY SET	33961
698260	ANGIOGRAPHY RADIALIS SET	33961

<b>Product Reference:</b>	<b>Product Descriptor:</b>	<b>GMDN Code:</b>
698740	UNIVERSAL SET BASIC	33961
698780	UNIVERSAL SET STANDARD	33961
698900	UNIVERSAL SET BASIC	33961
699010	PAEDIATRIC SET BASIC	33961
699054	UNIVERSAL SET STANDARD	33961
699110	UNIVERSAL SET	33961
699140	UNIVERSAL SET STANDARD	33961
699145	UNIVERSAL SET BASIC	33961
699175	REINFORCED UNIVERSAL SET	33961
699180	REINFORCED UNIVERSAL SET	33961
699340	UNIVERSAL SET STANDARD	33961
699354	UNIVERSAL SET STANDARD	33961
699540	UNIVERSAL SET STANDARD	33961
699600	UNIVERSAL SET STANDARD	33961
699640	UNIVERSAL SET STANDARD	33961
699700	UNIVERSAL SET STANDARD	33961
790000	UNIVERSAL SET	33961
790500	UNIVERSAL SET	33961
793000	UNIVERSAL SET	33961
793500	SET BASIC	33961
794000	UNIVERSAL SET	33961
795500	SPLIT SHEET SET	33961
796000	SPLIT SHEET SET	33961
798000	EXTREMITY SET	33961
798500	EXTREMITY SET	33961

<b>Product Reference:</b>	<b>Product Descriptor:</b>	<b>GMDN Code:</b>
80005471	SPINAL SET	33961
80011660	HEAD TURBAN SET	33961
80574671	HEAD TURBAN SET	33961
80974401	CYSTOSCOPY SET	33961
84511411	ABDOMINAL LAPAROSCOPY SET	33961
84511451	OPHTHALMIC SET	33961
84511461	OPHTHALMIC SET	33961
888112	GYNAECOLOGY SET	33961
888113	GYNAECOLOGY SET	33961
888142	CRANIOTOMY SET	33961
888212	GYNAECOLOGY SET	33961
888222	TUR SET	33961
888224	TUR SET	33961
888225	TUR SET	33961
888226	TUR SET	33961
888228	TUR SET	33961
888242	CRANIOTOMY SET	33961
902496	GYNAECOLOGY AND CYSTOSCOPY SET	33961
903014	VERTICAL ISOLATION SET	33961
903016	VERTICAL ISOLATION SET	33961
903020	GYNAECOLOGY AND LAPAROSCOPY SET	33961
903026	VERTICAL ISOLATION SET	33961
903163	OPHTHALMIC SET	33961
903165	OPHTHALMIC SET	33961

<b>Product Reference:</b>	<b>Product Descriptor:</b>	<b>GMDN Code:</b>
903167	OPHTHALMIC SET	33961
903286	OPHTHALMIC SET	33961
903328	C-SECTION SET	33961
903355	C-SECTION SET	33961
903440	C-SECTION SET	33961
904194	UNIVERSAL SET BASIC	33961
904383	DELIVERY SET	33961
904730	ANGIOGRAPHY SET	33961
905020	URO AND GYNAECOLOGY SET	33961
914341	DELIVERY SET	33961
915322	OPHTHALMIC SET	33961
925982	GYNAECOLOGY SET	33961
925984	GYNAECOLOGY SET	33961



We, Mölnlycke Health Care AB, Gamlestadvägen 3C, Box 13080, SE-402 52 Göteborg, Sweden being the assembler of the following declare that the procedure packs listed in the attached schedule are in conformity with the provisions of Article 12 in the Council Directive 93/42/EEC of 14 June 1993, as amended by 2007/47/EEC, concerning medical devices, the Medical Devices Act SFS 1993:584 and the Swedish Medical Product Agency regulations and guidelines: Medical Devices, LVFS 2003:11, as amended by LVFS 2009:18.

Trade Name: *Mölnlycke® Procedure Trays*

The mutual compatibility of each device within the Mölnlycke Health Care procedure packs has been verified in accordance with the relevant instructions for use provided by the manufacturer of each device and / or the approved indications for use of each device.

Where appropriate, the relevant instructions for use are provided.

Procedure packs are assembled in accordance with a documented quality management system and therefore, subject to internal controls and inspection prior to release that ensures the safety, quality and performance of the procedure pack.


Sterilisation after assembly:	<i>EtO, Ethylene Oxide</i>
CE certificate	<i>CE 01966</i>
Certificate issued by	<i>BSi (0086)</i>

For sterilised procedure packs, the sterilisation process is performed in accordance with the manufacturer(s)' instructions and follows the procedures of Annex V of 93/42/EEC.

For systems and procedure packs, the intervention of the notified body is limited to the aspects of the procedure relating to the obtaining of sterility.

**Signed for and on behalf of Mölnlycke Health Care**

Authorised Signatory:

  
Name of signing person

RA Manager, Medical Devices

This document has been printed by the PRIME system.  
The validity of this document cannot be guaranteed.

© Mölnlycke Health Care AB. This document is the property of Mölnlycke Health Care and must not be reproduced, disclosed to any third party or used in any unauthorised manner without written consent.

Product reference	Product Name	Product Description / included devices	GMDN code
See products linked to this document in the ERP system.			

*Product name, article number, manufacturer and notified body number for each device included in the system or procedure pack can be found in the BOM in the ERP system.*

**Signed for and on behalf of Mölnlycke Health Care**

Authorised Signatory:



\_\_\_\_\_  
Name of signing person  
RA Manager, Medical Devices



# Certificate of Registration

## QUALITY MANAGEMENT SYSTEM - ISO 9001:2000

*This is to certify that:*

**Mölnlycke Health Care AB**  
**Gamlestadvägen 3 C**  
**S-402 52**  
**Göteborg**  
**Sweden**

*Holds Certificate No:* **FM 39247**

*and operates a Quality Management System which complies with the requirements of ISO 9001:2000 for the following scope:*

The design, development and manufacture of sterile wound and scar dressings, open wound products, wound management gels, cavity dressings, swabs, sponges, sterile alcohol wipes, skin care products, non sterile textile bandages and supports, sterile wound irrigation solutions, abdominal towels, operation sets, surgical and equipment drapes, procedure packs, surgical gowns and other medical staff clothing for use in the patient environment, sterile and non sterile medical gloves and sterile surgical gloves.

The design, development and manufacture of pharmaceuticals and other healthcare products.

*For and on behalf of BSI:*

*Managing Director, BSI Management Systems (CEMEA)*

Originally registered: **31/03/1998**

Latest Issue: **10/01/2007**



Page: 1 of 3

This certificate was issued electronically and remains the property of BSI and is bound by the conditions of contract. This certificate does not expire. An electronic certificate can be authenticated [online](#). Printed copies can be validated at [www.bsi-global.com/ClientDirectory](http://www.bsi-global.com/ClientDirectory) or telephone +44 (0)20 8996 7033.

The British Standards Institution is incorporated by Royal Charter.  
Management Systems (CEMEA) Headquarters: 389 Chiswick High Road, London, W4 4AL, United Kingdom



Certificate No: **FM 39247**

**Location**

**Registered Activities**

Mölnlycke Health Care AB  
Gamlestadvägen 3 C  
S-402 52 Göteborg  
Sweden

The design, development and manufacture of sterile wound and scar dressings, open wound products, wound management gels, cavity dressings, swabs, sponges, sterile alcohol wipes, skin care products, non sterile textile bandages and supports, sterile wound irrigation solutions, abdominal towels, operation sets, surgical and equipment drapes, procedure packs, surgical gowns and other medical staff clothing for use in the patient environment, sterile and non sterile medical gloves and sterile surgical gloves.

The design, development and manufacture of pharmaceuticals and other healthcare products.

Mölnlycke Health Care Oy  
PO Box 76  
Saimaankatu 6  
Mikkeli  
FIN 50101  
Finland

Manufacture of swabs, sponges, towels, wound dressings, open wound products, scar dressings and procedure packs.

Mölnlycke Health Care AB  
Mölnlycke Health Care (Thailand) Lt  
160 Bangplee Industrial Estate  
Bangna-Trad Rd  
Samutprakarn  
Bansaothong  
10540  
Thailand

Manufacture of surgical drapes and sets, equipment drapes, surgical and protective gowns and other staff clothing.

Mölnlycke Health Care AB  
T/A Mölnlycke Health Care SA  
Parc Industrial  
B-4300 Wareme  
Belgium

Manufacture of sterile drapes, operating sets and procedure packs.

Mölnlycke Health Care Klinipro s.r.  
Na Novem Poli 382  
Prumyslova zona Karvina  
Karvina - State Mesto  
733 01  
Czech Republic

Manufacture of surgical drapes and procedure packs.

Originally registered: **31/03/1998**

Latest Issue: **10/01/2007**

Page: 2 of 3

This certificate was issued electronically and remains the property of BSI and is bound by the conditions of contract. This certificate does not expire. An electronic certificate can be authenticated [online](#). Printed copies can be validated at [www.bsi-global.com/ClientDirectory](http://www.bsi-global.com/ClientDirectory) or telephone +44 (0)20 8996 7033.

The British Standards Institution is incorporated by Royal Charter. Management Systems (CEMEA) Headquarters: 389 Chiswick High Road, London, W4 4AL, United Kingdom

Certificate No: **FM 39247**

<b>Location</b>	<b>Registered Activities</b>
Mölnlycke Health Care AB Mölnlycke Health Care (Thailand) Lt Amata Nakorn (Bang Pakong) Industrial Estate 700/461 Moo Bangha-Trad Rd. KM.57 Tambol Donhuaroh, Amphur Muang Chonburi 20000 Thailand	Manufacture of surgical drapes and sets, equipment drapes, surgical and protective gowns and other staff clothing.
Mölnlycke Health Care AB Tubiton House Medlock Street Oldham OL1 3HS United Kingdom	The design, development and manufacture of sterile wound dressings, non sterile textile bandages and supports, procedure packs, sterile irrigation solutions, sterile alcohol wipes, skin care products, pharmaceuticals and other healthcare products.
Mölnlycke Health Care AB Lot 9, Lorong Perusahaan 4 Kulim Industrial Estate PO Box 52, 09000 Kulim Kedah Darulaman Malaysia	The design, development and manufacture of sterile and non sterile medical gloves and sterile surgical gloves.
Mölnlycke Health Care AB Plot 204 Kawasan Perindustrian Kula Ketil Phas II 09300 Kula Ketil Malaysia	The design, development and manufacture of sterile and non sterile medical gloves and sterile surgical gloves.
Mölnlycke Health Care AB Lot B5 & B6 Kawasan Perindustrian Miel Batang Kali Phase II 44300 Batang Kali Malaysia	The design, development and manufacture of sterile and non sterile medical gloves and sterile surgical gloves.

Originally registered: **31/03/1998**

Latest Issue: **10/01/2007**


Page: 3 of 3

This certificate was issued electronically and remains the property of BSI and is bound by the conditions of contract. This certificate does not expire. An electronic certificate can be authenticated [online](#). Printed copies can be validated at [www.bsi-global.com/ClientDirectory](http://www.bsi-global.com/ClientDirectory) or telephone +44 (0)20 8996 7033.

The British Standards Institution is incorporated by Royal Charter.  
Management Systems (CEMEA) Headquarters: 389 Chiswick High Road, London, W4 4AL, United Kingdom

# Aesculap® YASARGIL Aneurysm Clip System

From experienced hands – for experienced hands!  
Aus erfahrenen Händen – für erfahrene Hände!



Aesculap Neurosurgery



## 1968

- First generation YASARGIL Aneurysm Clip made from implant steel with a half spring coil and no jaw guidance

YASARGIL Aneurysmen Clip der 1. Generation mit halber Federwicklung und ohne Maulführung aus Implantatstahl



## 1970

- YASARGIL Aneurysm Clip with 1.5 spring coil and safety ring to enhance closing force and stability

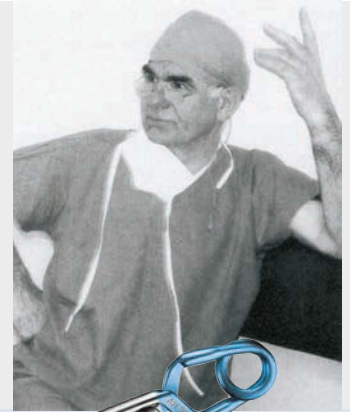
YASARGIL Aneurysmen Clip mit 1,5 Federwicklung und Ringsicherung zur Optimierung von Schließkraft und Stabilität



## 1983

- The YASARGIL Aneurysm Clip made from **Phynox** increases MRI compatibility. A patented box lock improves the characteristics with regard to the "scissoring" effect

Der YASARGIL Aneurysmen Clip aus **Phynox** erhöht die MRT-Sicherheit. Patentierter Durchsteckschluß verbessert die Eigenschaften hinsichtlich „Scissoring“-Effekt



## 1995

- The YASARGIL Aneurysm Clip with 1.5 spring coil made from **Titanium** improves postoperative control and diagnosis by reducing the number of artifacts in CT and MRI scans

Der YASARGIL Aneurysmen Clip aus **Titan** verbessert die postoperative Kontrolle und Diagnostik aufgrund von geringeren Artefakten bei CT und MRT

## From experienced hands... for experienced hands!

How can a surgeon be sure that the instruments he is using for lifesaving aneurysm surgery deserve the trust his patients place in him?

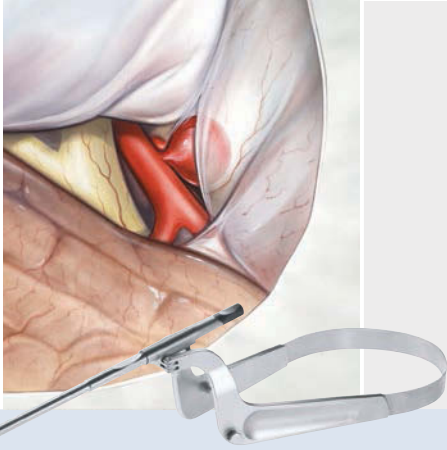
The beginning of the success is based on the development of the clip design by the famous Prof. Gazi M. YASARGIL.

Then decades of intensive cooperation with other leading neurosurgeons all over the world form the foundation for Aesculap's technical and scientific experience.

With the YASARGIL Aneurysm Clips Aesculap is the world market leader. Since their introduction, over 2.0 million clips have been implanted by thousands of neurosurgeons in more than 80 countries. A milestone in the history of neurosurgery.

The surgical treatment of cerebral aneurysms will continue to represent an important and indispensable therapy option into the future.

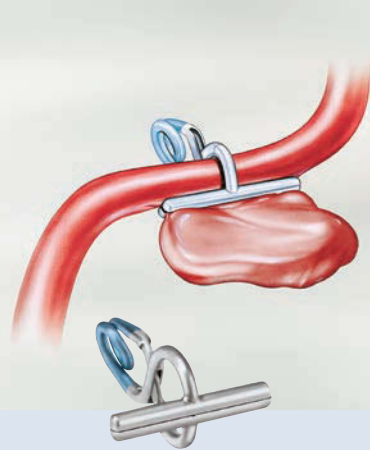
Through continuous further development of the YASARGIL Aneurysm Clip system, Aesculap is committed to offer implants and instruments of high quality for this treatment.



## 2004

- The XS Clip Applier meets the demands of keyhole surgery

XS-Clipanlagegezeuge wird den Anforderungen an die Schlüssellochchirurgie (Key-hole-surgery) gerecht



## 2006

- T-Bar Clips acc. to KOPITNIK made from Titanium and Phynox aids and expands treatment possibilities

T-Bar Clips nach KOPITNIK aus Titan und Phynox unterstützen und erweitern die Behandlungsmöglichkeiten



## 2013

- First Mini clips with fenestration allow an even preciser reconstruction of the vascular structures also in narrow spaces

Die ersten gefenesterten Mini Clips ermöglichen eine noch präzisere Rekonstruktion der vaskulären Strukturen

## Aus erfahrenen Händen... für erfahrene Hände!

Wie kann sich ein Operateur sicher sein, dass sein Instrumentarium für die lebensrettende Aneurysmenchirurgie, das Vertrauen verdient, das seine Patienten in ihn setzen?

Eine jahrzehntelange intensive Zusammenarbeit mit führenden Neurochirurgen dieser Welt begründet Aesculaps technische und wissenschaftliche Erfahrung.


Mit den YASARGIL Aneurysmenclips ist Aesculap Weltmarktführer. Seit der Einführung wurden in über 80 Ländern dieser Welt mehr als 2 Millionen Clips implantiert. Ein Meilenstein in der Geschichte der Neurochirurgie.

Die chirurgische Behandlung von zerebralen Aneurysmen wird auch in Zukunft eine wichtige und nicht wegzudenkende Therapieoption darstellen.

Durch die kontinuierliche Weiterentwicklung des YASARGIL Aneurysmenclip-Systems steht Aesculap dafür, dass für diese Therapie, Implantate und Instrumente von hoher Qualität zur Verfügung stehen.








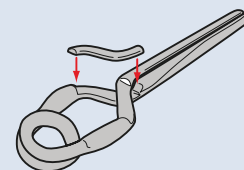
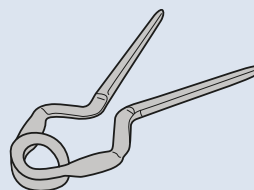
• A simple piece of wire...

Aus einem einfachen Stück Draht...



• ... becomes, thanks to advanced high technology and qualified manual work,...

... wird durch moderne Hochtechnologie und qualifizierter Handarbeit...



## Our striving for perfection is your safeguard

Precision manual work and the most advanced high technology are intricately and accurately combined in the manufacture of YASARGIL Aneurysm Clips.

Despite the high technology and mechanization, it is only possible to achieve the required accuracy within tolerance and the necessary variability manually in the hands of highly qualified production engineers. This is the only way we can approach the goal of our own quality standards for aneurysm clips, with a smooth, burr-free and therefore atraumatic surface, exact dimensions and a reproducible closing action – a clip you can rely on.

## Unser Streben nach Perfektion ist Ihre Sicherheit

Die Herstellung der YASARGIL Aneurysmen-Clips erfolgt in einem präzisen Zusammenspiel von manueller Feinarbeit und moderner Hochtechnologie.

Trotz aller Technisierung kann die geforderte Toleranzgenauigkeit und Variabilität nur mit manueller Fertigung durch qualifizierte Hände erreicht werden. Unsere internen Qualitätsstandards schreiben Toleranzen vor, die teilweise im Hundertstel Millimeter Bereich liegen. Nur so kommen wir unserem Ziel des perfekten Aneurysmenclips näher, mit einer absolut glatten, gratfreien und damit atraumatischen Oberfläche und exakten Maßen mit reproduzierbarem Schließverhalten – worauf Sie sich verlassen können.



REM image  
atraumatic tip of a YASARGIL Clip from Aesculap;  
smooth surface prevents damage to tissue.

REM-Aufnahme  
atraumatische Spitze eines YASARGIL Clip von  
Aesculap; glatte Oberflächen verhindern eine Verletzung  
des Gewebes.




REM image  
atraumatic blade profile of a YASARGIL Clip from  
Aesculap; the deep, symmetrical, pyramidal stamping  
of both blades doubles the contact surface area and  
counteracts the slip effect.

REM-Aufnahme  
atraumatisches Maulprofil eines YASARGIL Clip von  
Aesculap; die tiefen, symmetrischen, pyramidenförmigen  
Einprägungen in beiden Maulteilen verdoppeln die  
Auflagefläche und gewährleisten sicheren Halt.

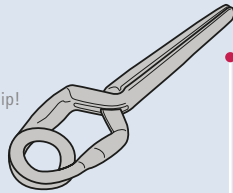


REM image  
unique box lock of a YASARGIL Clip from Aesculap; the  
flat design with a broad contact surface enables smooth  
opening and closing as well as stability.

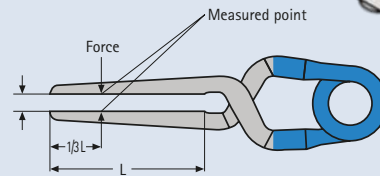
REM-Aufnahme  
patentierter Durchsteckschluss eines YASARGIL Clip von  
Aesculap; das ultraflache Design mit der breiten Auflage-  
fläche erlaubt ein reibungsloses Öffnen und Schließen  
sowie Stabilität.



• ... an original YASARGIL Aneurysm Clip!  
 ... ein original YASARGIL Aneurysmen-Clip!



• Made in Germany!  
 Made by Aesculap!



## High performance in production

Did you know that...

- ... 30 production steps are required to produce one clip?
- ... 70% of the production is performed manually under the microscope?
- ... a clip is checked 10 times for dimension, surface and closing force during the production process?
- ... the profile of the blades is stamped evenly with 24 tons?
- ... the manufacturing tolerances of 0.02 mm are 10 times smaller than a human hair?
- ... the welding temperature for the metal plate reaches 2500 °C (4532 °F)?
- ... the serial no. allows to trace back every clip individually?

## Höchstleistungen der Produktion

Wussten Sie, dass...


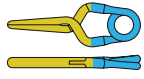
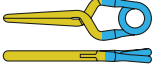
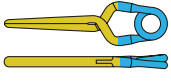
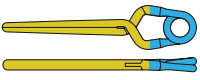
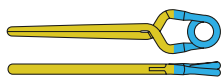
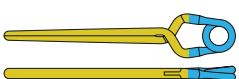
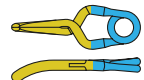
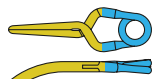
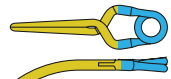
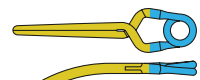

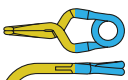
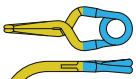
- ... 30 Arbeitsschritte notwendig sind um einen Clip herzustellen?
- ... 70% der Herstellung eines Clips in Handarbeit unter dem Mikroskop erfolgen?
- ... ein Clip während seiner Herstellung insgesamt 10 x auf Maße, Oberflächen und Schließkraft kontrolliert wird?
- ... die Vertiefungen in den Maulteilen mit 24 Tonnen Druck gleichmäßig eingepreßt werden?
- ... die Toleranzen in der Herstellung mit 0,02 mm 10 x kleiner sind als ein menschliches Haar?
- ... die Anschweißtemperatur für das Metallplättchen bis zu 2500 °C (4530 °F) beträgt?
- ... über die Seriennummer jeder Clip eindeutig zurückverfolgt werden kann?

# Aesculap® YASARGIL Aneurysm Clip System


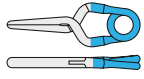
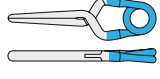
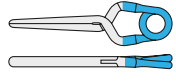
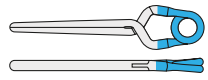
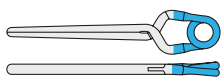

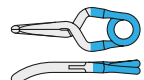
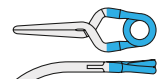
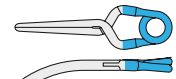
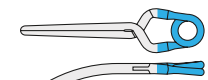
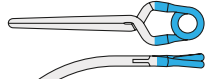
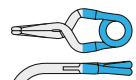
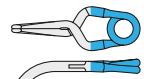
## Titanium Standard Clips

TITANIUM STANDARD

### TEMPORARY TEMPORÄR

Art. No. Art. Nr.		Blade length Maullänge mm	Maximal opening maximale Öffnung mm	Closing force Schließkraft	
				N	g
FT240T		7.0	6.2	1.08	110
FT250T		9.0	7.0	0.88	90
FT260T		11.0	7.8	0.88	90
FT280T		15.0	9.2	0.88	90
FT292T		17.5	10.6	0.88	90
FT290T		20.0	11.4	1.08	110
FT242T		6.5	6.0	1.08	110
FT252T		8.3	6.8	0.88	90
FT262T		10.2	7.5	0.88	90
FT282T		13.7	8.7	1.08	110
FT286T		15.3	9.8	1.08	110
FT244T		5.4	5.5	1.08	110
FT254T		6.4	6.1	1.08	110

### PERMANENT


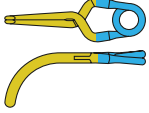
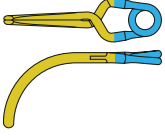
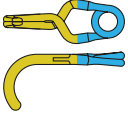
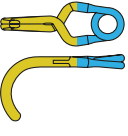
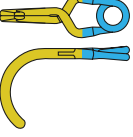
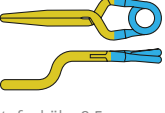
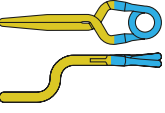
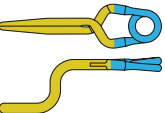
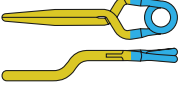
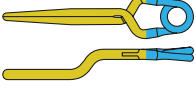
Art. No. Art. Nr.		Blade length Maullänge mm	Maximal opening maximale Öffnung mm	Closing force Schließkraft	
				N	g
FT740T		7.0	6.2	1.47	150
FT750T		9.0	7.0	1.77	180
FT760T		11.0	7.8	1.77	180
FT780D		15.0	9.2	1.96	200
FT792D		17.5	10.6	1.96	200
FT790D		20.0	11.4	1.96	200
FT742T		6.5	6.0	1.47	150
FT752T		8.3	6.8	1.77	180
FT762T		10.2	7.5	1.77	180
FT782T		13.7	8.7	1.96	200
FT786T		15.3	9.8	1.77	180
FT744T		5.4	5.5	1.47	150
FT754T		6.4	6.1	1.77	180


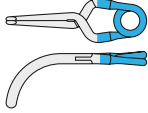
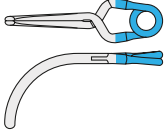
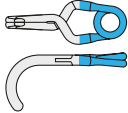
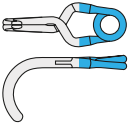
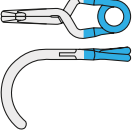
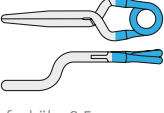
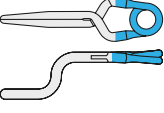
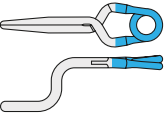
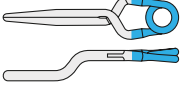
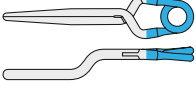
- MRI examinations using magnetic fields of 1.5 and 3.0 Tesla do not present an additional risk to implant wearers
- Minor artifacts in CT and MRI
- Color coding with blue spring (Standard clip) and golden or silver blades (temporary or permanent clip respectively)
- Sterile packaging

- Bei MRT-Untersuchungen mit 1,5 und 3,0 Tesla ergibt sich für den Implantat-träger kein zusätzliches Risiko durch magnetisch induzierte Kräfte
- geringe Artefaktbildung in CT und MRT
- Farbkodierung durch blaue Feder (Standard Clip), sowie durch goldene bzw. silberne Mantelteile (temporärer bzw. permanenter Clip)
- steril verpackt

## TEMPORARY TEMPORÄR

## PERMANENT

Art. No. Art. Nr.		Blade length Maullänge mm	Maximal opening maximale Öffnung mm	Closing force Schließkraft	
				N	g
FT264T		8.0	6.5	1.08	110
FT284T		10.3	7.4	1.08	110
FT323T		7.4	5.4	1.08	110
FT324T		8.4	5.8	1.08	110
FT325T		10.5	6.2	1.08	110
FT270T		5.0	8.0	1.08	110
Height of step 2.5 mm Stufenhöhe 2,5 mm					
FT271T		5.0	8.0	1.08	110
Height of step 3.5 mm Stufenhöhe 3,5 mm					
FT272T		5.0	8.0	1.08	110
Height of step 4.5 mm Stufenhöhe 4,5 mm					
FT248T		7.0	7.9	0.88	90
FT258T		9.0	8.7	0.88	90

Art. No. Art. Nr.		Blade length Maullänge mm	Maximal opening maximale Öffnung mm	Closing force Schließkraft	
				N	g
FT764T		8.0	6.5	1.77	180
FT784T		10.3	7.4	1.96	200
FT823T		7.4	5.4	1.77	180
FT824T		8.4	5.8	1.77	180
FT825T		10.5	6.2	1.77	180
FT770T		5.0	8.0	1.96	200
Height of step 2.5 mm Stufenhöhe 2,5 mm					
FT771T		5.0	8.0	1.96	200
Height of step 3.5 mm Stufenhöhe 3,5 mm					
FT772T		5.0	8.0	1.96	200
Height of step 4.5 mm Stufenhöhe 4,5 mm					
FT748T		7.0	7.9	1.96	200
FT758T		9.0	8.7	1.96	200

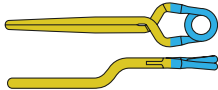
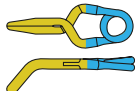
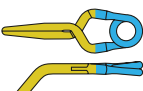
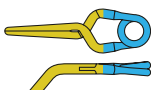
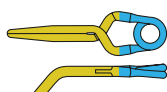
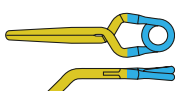
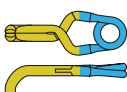
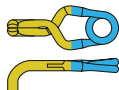
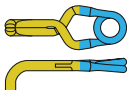
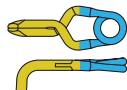
# Aesculap® YASARGIL Aneurysm Clip System

## Titanium Standard Clips


TITANIUM STANDARD

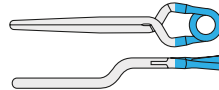
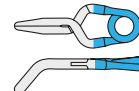
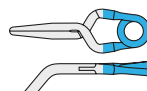
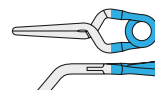
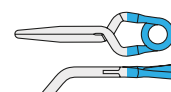
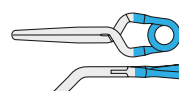
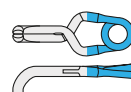
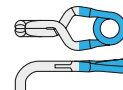
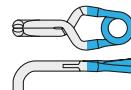
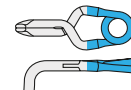
### TEMPORARY TEMPORÄR

Art. No. Art. Nr.		Blade length	Maximal opening	Closing force	
		Mauillänge mm	maximale Öffnung mm	N	g

FT259T		12.0	10.2	0.88	90
FT103T		6.1	6.5	1.08	110
FT113T		8.0	6.2	1.08	110
FT310T		9.0	6.5	1.08	110
FT123T		10.6	7.8	1.08	110
FT263T		11.8	8.4	1.08	110
FT319T		5.0	5.6	1.28	130
FT320T		7.0	4.5	1.28	130
FT322T		10.0	5.6	1.28	130
FT350T		6.7	5.4	1.28	130



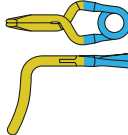
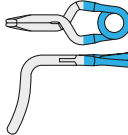
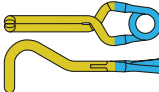
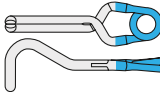
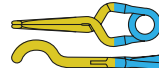
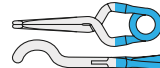


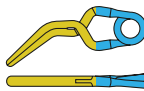
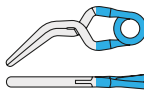
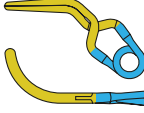
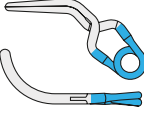
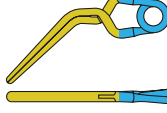
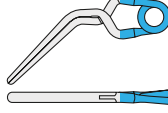


### PERMANENT

Art. No. Art. Nr.		Blade length	Maximal opening	Closing force	
		Mauillänge mm	maximale Öffnung mm	N	g

FT759T		12.0	10.2	1.96	200
FT603T		6.1	6.5	1.96	200
FT613T		8.0	6.2	1.96	200
FT810T		9.0	6.5	1.96	200
FT623T		10.6	7.8	1.96	200
FT763T		11.8	8.4	1.67	170
FT819T		5.0	5.6	1.96	200
FT820T		7.0	4.5	1.96	200
FT822T		10.0	5.6	1.96	200
FT850T		6.7	5.4	1.96	200

## TEMPORARY TEMPORÄR

## PERMANENT

Art. No. Art. Nr.		Blade length	Maximal opening	Closing force		Art. No. Art. Nr.		Blade length	Maximal opening	Closing force	
		Maullänge mm	maximale Öffnung mm	N	g			mm	maximale Öffnung mm	N	g
FT351T		9.0	5.6	1.28	130	FT851T		9.0	5.6	1.96	200
FT330T		7.0	7.2	0.88	90	FT830T		7.0	7.2	1.96	200
FT332T		9.3	7.2	0.88	90	FT832T		9.3	7.2	1.96	200
FT333T		11.3	8.2	0.88	90	FT833T		11.3	8.2	1.96	200
FT246T		7.0	5.7	0.88	90	FT746T		7.0	5.7	1.96	200
FT273T		7.8	5.3	0.88	90	FT773T		7.8	5.5	1.77	180
FT261T		11.4	8.0	0.88	90	FT761T		11.4	8.0	1.96	200
FT247T		8.6	7.0	0.88	90	FT747T		8.6	7.0	1.77	180

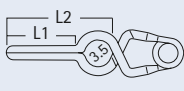
# Aesculap® YASARGIL Aneurysm Clip System

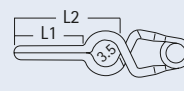
## Titanium Standard Clips with Fenestration, 3.5 mm

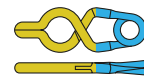
TITANIUM STANDARD

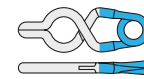
### TEMPORARY TEMPORÄR

### PERMANENT

Art. No. Art. Nr.		Diameter of fenestration 3.5 mm Fensterdurchmesser 3,5 mm			
		Blade length Maullänge mm L1/L2	Maximal opening maximale Öffnung mm	Closing force Schließkraft N g	

Art. No. Art. Nr.		Diameter of fenestration 3.5 mm Fensterdurchmesser 3,5 mm			
		Blade length Maullänge mm L1/L2	Maximal opening maximale Öffnung mm	Closing force Schließkraft N g	

FT097T		3/8.1	7.5	1.08	110
--------	---	-------	-----	------	-----

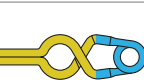
FT597T		3/8.1	7.5	1.47	150
--------	---	-------	-----	------	-----

FT098T		4/9.1	7.4	1.08	110
--------	---	-------	-----	------	-----

FT598T		4/9.1	7.4	1.47	150
--------	---	-------	-----	------	-----

FT099T		5/10.1	7.4	1.08	110
--------	---	--------	-----	------	-----

FT599T		5/10.1	7.4	1.47	150
--------	---	--------	-----	------	-----

FT100T		6/11.1	7.4	1.08	110
--------	--	--------	-----	------	-----

FT600T		6/11.1	7.4	1.47	150
--------	--	--------	-----	------	-----

FT110T		9/14.1	8.4	1.08	110
--------	---	--------	-----	------	-----

FT610T		9/14.1	8.4	1.47	150
--------	---	--------	-----	------	-----

FT120T		12/17	9.6	1.08	110
--------	---	-------	-----	------	-----

FT620T		12/17	9.6	1.77	180
--------	---	-------	-----	------	-----

FT102T		5/7.8	5.8	1.08	110
--------	---	-------	-----	------	-----

FT602T		5/7.8	5.8	1.47	150
--------	---	-------	-----	------	-----

FT112T		7.5/9.4	6.5	1.08	110
--------	---	---------	-----	------	-----

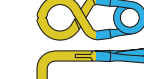
FT612T		7.5/9.4	6.5	1.47	150
--------	---	---------	-----	------	-----

FT122T		10/11	7.2	1.08	110
--------	---	-------	-----	------	-----

FT622T		10/11	7.2	1.77	180
--------	---	-------	-----	------	-----

FT104T		5/5.1	4.9	1.08	110
--------	---	-------	-----	------	-----

FT604T		5/5.1	4.9	1.47	150
--------	---	-------	-----	------	-----

FT114T		7.5/5.1	4.9	1.08	110
--------	---	---------	-----	------	-----

FT614T		7.5/5.1	4.9	1.47	150
--------	---	---------	-----	------	-----

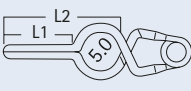
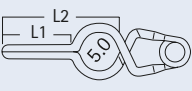
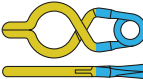
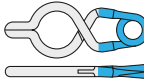

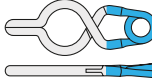
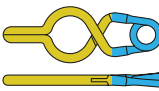
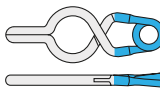
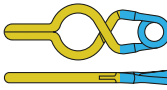
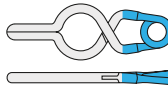
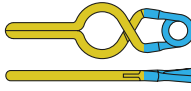
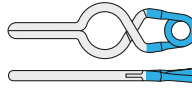
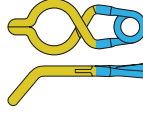
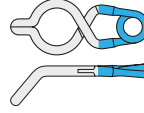
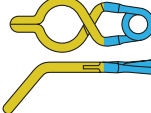
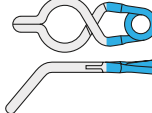
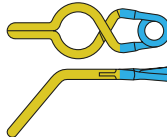
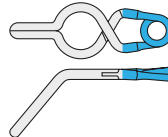
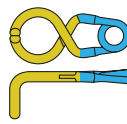
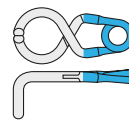
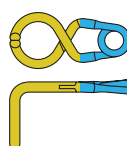
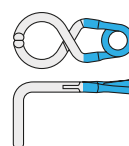
# Aesculap® YASARGIL Aneurysm Clip System

## Titanium Standard Clips with Fenestration, 5.0 mm

Aesculap Neurosurgery

### TEMPORARY TEMPORÄR

### PERMANENT

Art. No. Art. Nr.		Diameter of fenestration 5 mm Fensterdurchmesser 5 mm				Closing force Schließkraft N g	Art. No. Art. Nr.		Diameter of fenestration 5 mm Fensterdurchmesser 5 mm				Closing force Schließkraft N g
		Blade length Maullänge mm L1/L2	Maximal opening maximale Öffnung mm						Blade length Maullänge mm L1/L2	Maximal opening maximale Öffnung mm			
FT137T		3/9.8	7.4	1.08	110	FT637T		3/9.8	7.4	1.47	150		
FT138T		4/10.8	7.4	1.08	110	FT638T		4/10.8	7.4	1.47	150		
FT139T		5/11.8	7.4	1.08	110	FT639T		5/11.8	7.4	1.47	150		
FT140T		6/12.7	7.9	1.08	110	FT640T		6/12.7	7.9	1.47	150		
FT150T		9/15.7	9.1	1.08	110	FT650T		9/15.7	9.1	1.47	150		
FT142T		5/9	6.5	1.08	110	FT642T		5/9.4	6.5	1.47	150		
FT152T		7.5/10.6	7.2	1.08	110	FT652T		7.5/10.6	7.2	1.47	150		
FT162T		10/12.2	7.8	1.08	110	FT662T		10/12.2	7.8	1.77	180		
FT144T		5/6.7	5.5	1.08	110	FT644T		5/6.7	5.5	1.47	150		
FT154T		7.5/6.7	5.5	1.08	110	FT654T		7.5/6.7	5.5	1.47	150		

TITANIUM STANDARD



# Aesculap® YASARGIL Aneurysm Clip System

## ULTRA SHORT FENESTRATED Aneurysm Clip


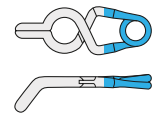
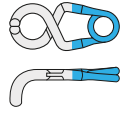
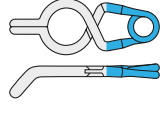
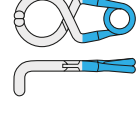
TITANIUM STANDARD

### "Dog-ear"-Clips

Aneurysm clips with a particularly short blade length (3 mm) and fenestration serve for the treatment of minor aneurysms (e.g. "dog-ear-aneurysms").

Aneurysmenclips mit einer besonders kurzen Maullänge (3 mm) und Fenestration für die Behandlung von kleinen Aneurysmen (z. B. „Dog-ear-Aneurysmen“).


#### PERMANENT

Art. No. Art. Nr.		Blade length Maullänge mm L1/L2	Maximal opening maximale Öffnung mm	Closing force Schließkraft N	Diameter of fenestration Fenster- durchmesser mm
FT902T		3.0/6.3	5.8	1.47	3.5
FT904T		3.0/5.1	4.9	1.47	3.5
FT942T		3.0/8.1	6.0	1.47	5.0
FT944T		3.0/6.7	5.5	1.47	5.0

## Titanium Reinforcing Clip

Titanium reinforcing clip to increase the closing force of YASARGIL Titanium Standard Aneurysm Clips.

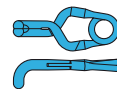
Verstärkungsclip aus Titan, zur Erhöhung der Schließkraft von Titan-Standard-Aneurysmenclips.



#### PERMANENT

Art. No.  
Art. Nr.

FT900T



# Aesculap® YASARGIL Aneurysm Clip System

## Titanium Mini Clips with Fenestration, 3.5 mm

Aesculap Neurosurgery

**NEW**

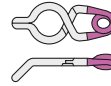
### PERMANENT

Art. No. Art. Nr.		Blade length Maullänge mm L1/L2	Maximal opening maximale Öffnung mm	Closing force Schließkraft N	Diameter of fenestration Fenster- durchmesser mm
----------------------	--	--	--	------------------------------------	---

#### First Mini clips with fenestration

- Allow using fenestrated clips in narrow spaces

FT802T



3.0/6.9

3.2

110

3.5

#### Thin blades and thus a reduced triangle-shaped gap at the proximal end

- Support the precise reconstruction of the vascular structure with multiple clipping techniques

FT804T



3.0/5.1

3.2

110

3.5

#### Area of use

- Neck remnants of clipped aneurysms like "Dog-ear aneurysms"

#### Die ersten gefensterten Mini Clips

- Ermöglichen den Einsatz gefensterter Clips auch an sehr engen Stellen
- Schlanke Maulteile

#### Verkleinerte dreieckige „Lücke“ am Übergang von der Fensterung zu den Maulteilen

- Ermöglicht eine noch präzisere Rekonstruktion der vaskulären Strukturen durch Multiple-Clipping-Techniken

#### Einsatzgebiet

- Reste des Aneurysma-Halses, die beim Clippen nicht komplett verschlossen wurden (z. B. „Dog-ear-Aneurysmen“)



Developed in co-operation with:  
Entwickelt in Zusammenarbeit mit:

**Rokuya Tanikawa, M. D.**  
Director Stroke Center, Department of Neurosurgery  
Teishinkai Hospital, Sapporo, Japan

TITANIUM MINI

# Aesculap® YASARGIL Aneurysm Clip System

## Titanium T-Bar Clips acc. to KOPITNIK, 5.0 mm

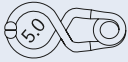
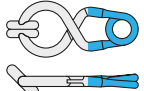
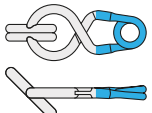
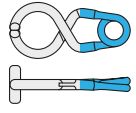
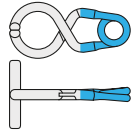
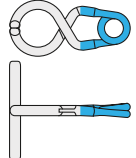
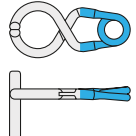
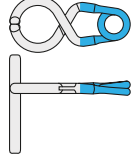
### Aneurysm clip with a unique design

The blades of the T-Bar Clip are oriented in a 90°, 60° or 45° angle to the axis of the spring plane resulting in a T-like clip form. The unique shape opens up new options for the treatment of complicated cerebral aneurysms. The spring type is identical to the existing and proven standard YASARGIL Aneurysm Clip with a 5 mm diameter fenestration.

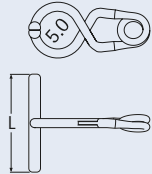
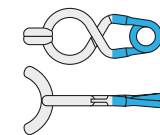
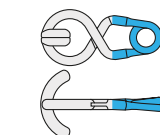
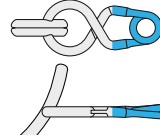
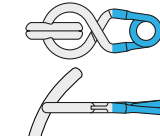
### Einzigartiges Clipdesign

Die Ebene der Maulteile liegt T-förmig im 90°, 60° oder 45° Winkel zur Ebene der Clipfeder. Diese besondere Form erweitert die Therapieoptionen bei der Behandlung von zerebralen Aneurysmen. Die Federgeometrie ist identisch mit den anderen YASARGIL Aneurysmen-Clips in Standardgröße und einer 5 mm Fensterung.

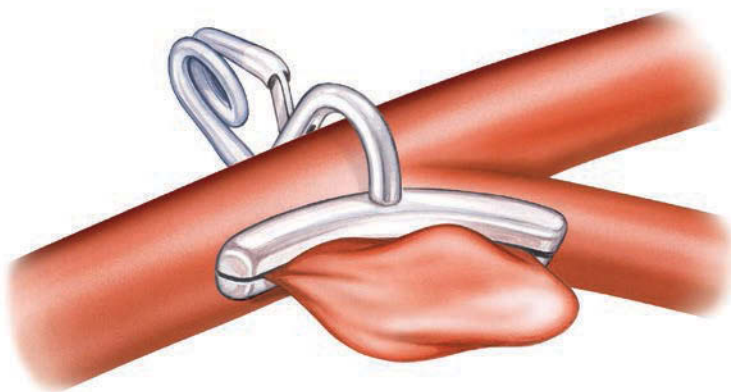
### PERMANENT

Art. No. Art. Nr.		Blade length Maullänge mm	Angle Winkel	Diameter of fenestration 5 mm Fensterdurchmesser 5 mm		Closing force Schließkraft	
				Maximal opening maximale Öffnung mm	N	g	
FT852T		5.0	45°	5.5	1.47	150	
FT853T		9.0	45°	5.5	1.47	150	
FT854T		5.0	90°	5.5	1.47	150	
FT855T		9.0	90°	5.5	1.47	150	
FT856T		13.0	90°	5.5	1.77	180	
FT864T		9.0	90°	5.5	1.47	150	
FT865T		13.0	90°	5.5	1.77	180	

PERMANENT

Art. No. Art. Nr.		Diameter of fenestration 5 mm Fensterdurchmesser 5 mm				
		Blade length Mauillänge mm	Angle Winkel	Maximal opening maximale Öffnung mm	Closing force Schließkraft N g	
FT857T		9.0	90°	5.5	1.47	150
FT858T		9.0	90°	5.5	1.47	150
FT859T		13.0	60°	5.5	1.77	180
FT860T		13.0	60°	5.5	1.77	180











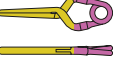
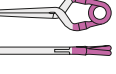














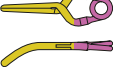
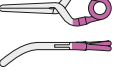


TITANIUM STANDARD



# Aesculap® YASARGIL Aneurysm Clip System

## Titanium Mini Clips

TITANIUM MINI



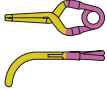
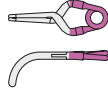
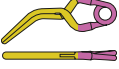
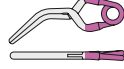
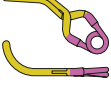

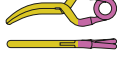
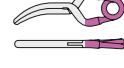
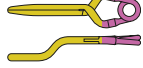
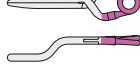
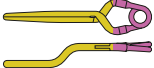
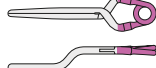
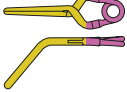
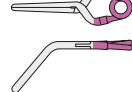
TEMPORARY TEMPORÄR						PERMANENT					
Art. No. Art. Nr.		Blade length Maullänge mm	Maximal opening maximale Öffnung mm	Closing force Schließkraft N g		Art. No. Art. Nr.		Blade length Maullänge mm	Maximal opening maximale Öffnung mm	Closing force Schließkraft N g	
FT180T		3.0	3.3	0.88	90	FT680T		3.0	3.3	1.08	110
FT190T		5.0	4.0	0.69	70	FT690T		5.0	4.0	1.08	110
FT200T		3.0	3.3	0.88	90	FT700T		3.0	3.3	1.08	110
FT210T		5.0	4.0	0.69	70	FT710T		5.0	4.0	1.08	110
FT220T		7.0	4.6	0.69	70	FT720T		7.0	4.6	1.08	110
FT182T		2.8	3.2	0.88	90	FT682T		2.8	3.2	1.08	110
FT194T		4.0	3.6	0.78	80	FT694T		4.0	3.6	1.08	110
FT192T		4.7	3.8	0.69	70	FT692T		4.7	3.8	1.08	110
FT211T		4.0	3.6	0.78	80	FT711T		4.0	3.6	1.08	110
FT212T		4.7	3.8	0.69	70	FT712T		4.7	3.8	1.08	110
FT213T		4.0	3.6	0.78	80	FT713T		4.0	3.6	1.08	110
FT226T		5.2	4.0	0.69	70	FT726T		5.2	4.0	1.08	110
FT222T		6.6	4.4	0.69	70	FT722T		6.6	4.4	1.08	110
FT214T		3.9	3.5	0.78	80	FT714T		3.9	3.5	1.08	110

- MRI examinations using magnetic fields of 1.5 and 3.0 Tesla do not present an additional risk to implant wearers
- Minor artifacts in CT and MRI
- Color coding with blue spring (Standard clip) and golden or silver blades (temporary or permanent clip respectively)
- Sterile packaging

- Bei MRT-Untersuchungen mit 1,5 und 3,0 Tesla ergibt sich für den Implantat-träger kein zusätzliches Risiko durch magnetisch induzierte Kräfte
- geringe Artefaktbildung in CT und MRT
- Farbkodierung durch blaue Feder (Standard Clip), sowie durch goldene bzw. silberne Maulteile (temporärer bzw. permanenter Clip)
- steril verpackt

## TEMPORARY TEMPORÄR

## PERMANENT







Art. No. Art. Nr.		Blade length Maullänge mm	Maximal opening maximale Öffnung mm	Closing force Schließkraft N g		Art. No. Art. Nr.		Blade length Maullänge mm	Maximal opening maximale Öffnung mm	Closing force Schließkraft N g	
FT224T		5.0	4.0	0.69	70	FT724T		5.0	4.0	1.08	110
FT216T		5.0	3.5	0.69	70	FT716T		5.0	3.5	1.08	110
FT307T		4.7	4.0	0.69	70	FT807T		4.7	4.0	1.08	110
FT217T		6.3	6.0	0.69	70	FT717T		6.3	6.0	1.08	110
FT227T		4.0	7.0	0.69	70	FT727T		4.0	7.0	1.08	110
FT228T		7.0	5.7	0.69	70	FT728D		7.0	5.7	1.08	110
FT306T		7.0	4.5	0.69	70	FT806T		7.0	4.5	1.08	110

# Aesculap® YASARGIL Aneurysm Clip System

## Double Bayonet Clip Applier for Titanium Clips

- Color coding is realized as a colored button in the handle area (● = Standard; ● = Mini)
- Farbkodierung durch einen Farbknopf im Griffbereich

APPLIERS FOR TITANIUM CLIPS

STANDARD	MINI		
			
<b>FT501T</b>	<b>FT511T</b>	with latch mit Sperre	 <p>90 mm, 3½"</p> <p>Total length: 225 mm, 8⅞" Gesamtlänge: 225 mm, 8⅞"</p>
<b>FT505T</b>	<b>FT515T</b>	without latch ohne Sperre	
			
<b>FT502T</b>	<b>FT512T</b>	with latch mit Sperre	 <p>110 mm, 4¼"</p> <p>Total length: 245 mm, 9⅝" Gesamtlänge: 245 mm, 9⅝"</p>
<b>FT506T</b>	<b>FT516T</b>	without latch ohne Sperre	



- The Double Bayonet Clip Applier has an additional bayonet shape at the jaw.
- Die Doppelbajonett Anlegezange hat eine zusätzliche Bajonettform am Maulteil.



- This leads to a better view of the clip.
- Dies führt zu einem besseren Blick auf den Clip.


# Aesculap® YASARGIL Aneurysm Clip System

## Vario Clip Applier for Titanium Clips

- Color coding blue for Standard and violet for Mini clips
- Blaue Farbcodierung steht für Standard und violette Farbcodierung steht für Mini Clips


STANDARD

MINI

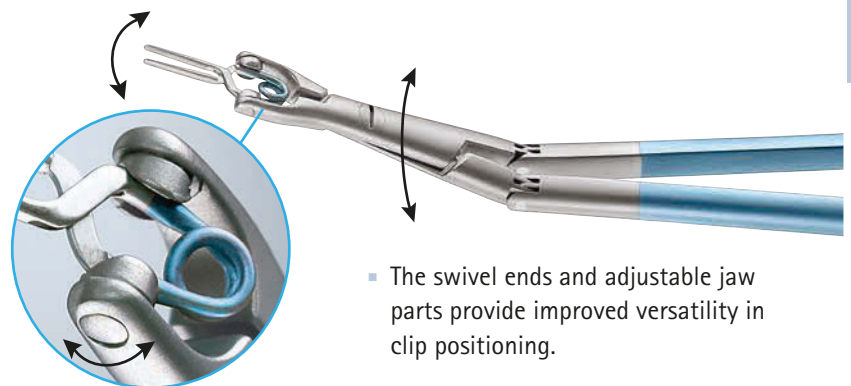


FT412T

FT402T



Total length: 220 mm, 8 3/4"  
Gesamtlänge: 220 mm, 8 3/4"



- The swivel ends and adjustable jaw parts provide improved versatility in clip positioning.
- Individuelle Clip-Applikation durch schwenkbares Ende und verstellbare Tellermaulteile.



FT402800

Adjusting Key  
Einstellplättchen



- Adjusting Key for Vario Clip Applier for setting the swivel at an angle.
- Einstellplättchen für die Vario-Clip-Anlegezange zum Verstellen der Tellermaulteile.

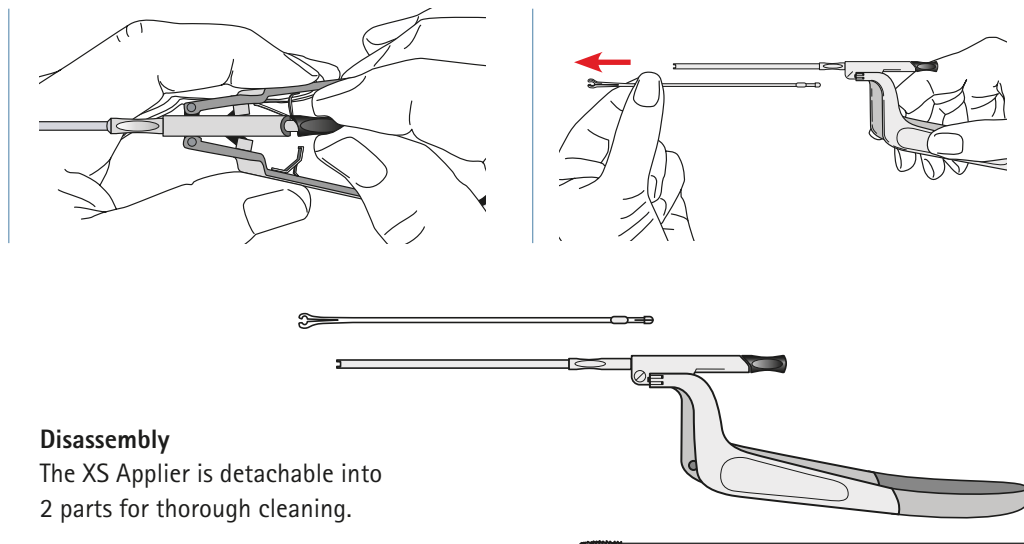


# Aesculap® YASARGIL Aneurysm Clip System XS Clip Applier for Titanium Clips

- Distinction between Standard and Mini Clip applicators through label inside the handle
- Unterschied zwischen Standard und Mini Clip Anlegezangen ist durch eine Markierung im Handgriff zu erkennen

APPLIERS FOR TITANIUM CLIPS

STANDARD	MINI	
 <p data-bbox="156 929 242 958"><b>FT494T</b></p>	 <p data-bbox="395 929 481 958"><b>FT489T</b></p>	<ul data-bbox="571 436 925 571" style="list-style-type: none"> <li>▪ 360° rotation</li> <li>▪ Suitable for narrow approaches</li> <li>▪ 360° drehbar</li> <li>▪ Geeignet für enge Zugänge</li> </ul> <div data-bbox="571 593 742 660" style="background-color: green; color: white; padding: 5px; display: inline-block;"><b>NEW</b></div>  <p data-bbox="571 913 790 963">Total length: 190 mm, 7" Gesamtlänge: 190 mm, 7"</p>
 <p data-bbox="156 1541 242 1570"><b>FT495T</b></p>	 <p data-bbox="395 1541 481 1570"><b>FT490T</b></p>	 <p data-bbox="571 1525 790 1574">Total length: 230 mm, 9" Gesamtlänge: 230 mm, 9"</p>
 <p data-bbox="156 2085 242 2114"><b>FT496T</b></p>	 <p data-bbox="395 2085 481 2114"><b>FT491T</b></p>	 <p data-bbox="571 2069 790 2119">Total length: 250 mm, 9 3/4" Gesamtlänge: 250mm, 9 3/4"</p>



#### Disassembly

The XS Applier is detachable into 2 parts for thorough cleaning.

A cleaning brush is provided free of charge with every applier.

#### Zerlegbarkeit

Zur gründlichen Reinigung ist die XS Anlegezange in 2 Teile zerlegbar.











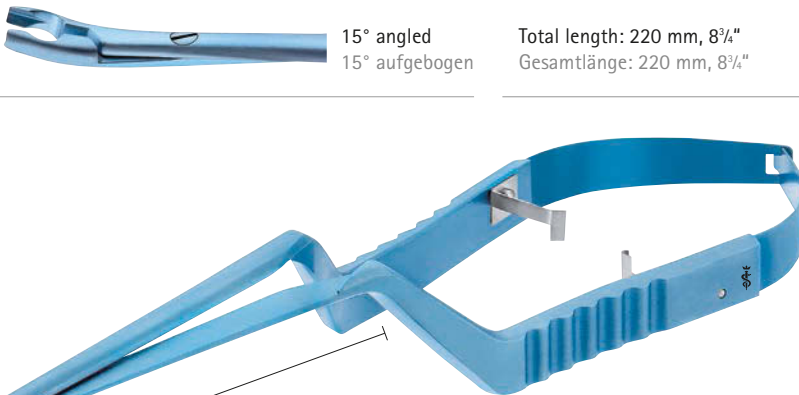





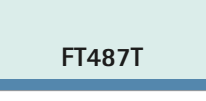
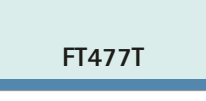
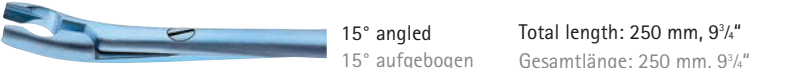

Mit jeder Anlegezange wird eine kleine Reinigungsbürste gratis mitgeliefert.

# Aesculap® YASARGIL Aneurysm Clip System

## YASARGIL Clip Applier for Titanium Clips

- Color coding blue for Standard and violet for Mini clips
- Farbkodierung Blau für Standard und Violet für Mini clips

APPLIERS FOR TITANIUM CLIPS



STANDARD		MINI			
				50 mm, 2"	
FT480T	FT470T		straight gerade	Total length: 180 mm, 7" Gesamtlänge: 180 mm, 7"	
				90 mm, 3½"	
FT482T	FT472T		straight gerade		
				15° angled 15° aufgebogen	Total length: 220 mm, 8¾" Gesamtlänge: 220 mm, 8¾"
FT485T	FT475T		15° angled 15° aufgebogen		
				110 mm, 4¼"	
FT484T	FT474T		straight gerade		
				15° angled 15° aufgebogen	Total length: 250 mm, 9¾" Gesamtlänge: 250 mm, 9¾"
FT487T	FT477T		15° angled 15° aufgebogen		

# Aesculap® YASARGIL Aneurysm Clip System


## Removing Forceps for Titanium Clips

STANDARD

MINI






- With special jaws for easier removal of an applied clip
- mit speziellem Maulteil zur einfacheren Abnahme eines bereits applizierten Clip



FT082T

FT072T

Total length: 220 mm, 8 3/4"  
Gesamtlänge: 220 mm, 8 3/4"



FT083T

FT073T

Total length: 250 mm, 9 3/4"  
Gesamtlänge: 250 mm, 9 3/4"

APPLIERS FOR TITANIUM CLIPS





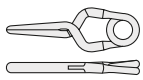
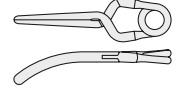
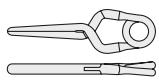
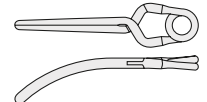
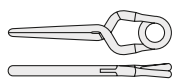
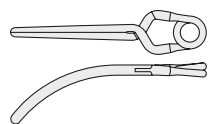
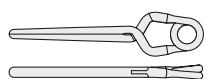
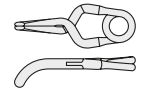
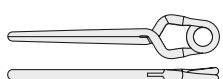
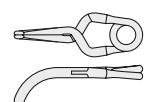
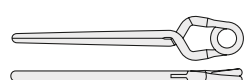
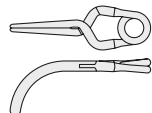

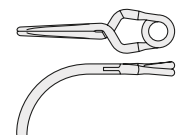
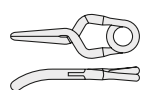
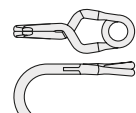
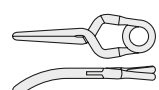
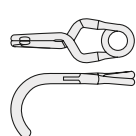


PHYNOX CLIPS

# Aesculap® YASARGIL Aneurysm Clip System

## Phynox Standard Clips


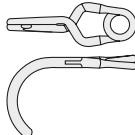
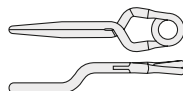
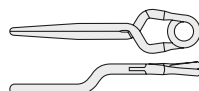
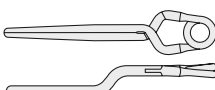
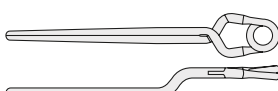
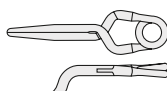
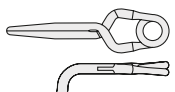
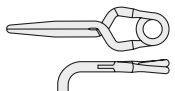
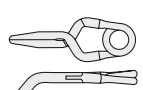
PHYNOX STANDARD

PERMANENT						PERMANENT					
Art. No. Art. Nr.		Blade length Maullänge mm	Maximal opening maximale Öffnung mm	Closing force Schließkraft N g		Art. No. Art. Nr.		Blade length Maullänge mm	Maximal opening maximale Öffnung mm	Closing force Schließkraft N g	
FE740K		7.0	6.2	1.47	150	FE762K		10.2	7.5	1.77	180
FE750K		9.0	7.0	1.77	180	FE782K		13.7	8.7	1.96	200
FE760K		11.0	7.8	1.77	180	FE786K		15.3	9.8	1.96	200
FE780K		15.0	9.2	1.96	200	FE744K		5.4	5.5	1.47	150
FE792K		17.5	10.6	1.96	200	FE754K		6.4	6.1	1.77	180
FE790K		20.0	11.4	1.96	200	FE764K		8.0	6.5	1.77	180
FE840K		25.0	13.3	1.77	180	FE784K		10.3	7.4	1.96	200
FE742K		6.5	6.0	1.47	150	FE823K		7.4	5.4	1.77	180
FE752K		8.3	6.8	1.77	180	FE824K		8.4	5.8	1.77	180


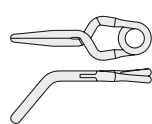
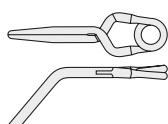
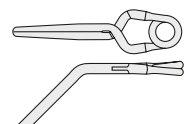
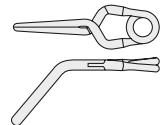
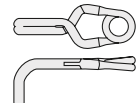
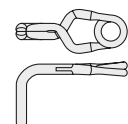
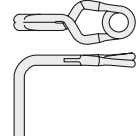
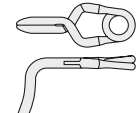
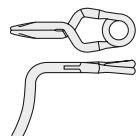
- MRI examinations using magnetic fields of 1.5 and 3.0 Tesla do not present an additional risk to implant wearers
- Color coding with silver spring and blades (permanent clip)
- Sterile packaging

- Bei MRT-Untersuchungen mit 1,5 und 3,0 Tesla ergibt sich für den Implantat-träger kein zusätzliches Risiko durch magnetisch induzierte Kräfte
- Farbkodierung durch silberne Feder und Maulteile (permanenter Clip)
- steril verpackt

## PERMANENT

Art. No. Art. Nr.		Blade length	Maximal opening	Closing force	
		Maullänge mm	maximale Öffnung mm	N	g
FE825K		10.5	6.2	1.77	180
FE748K		7.0	7.9	1.96	200
FE758K		9.0	8.7	1.96	200
FE759K		12.0	10.2	1.96	200
FE798K		20.0	13.0	1.77	180
FE770K		5.0	8.0	1.96	200
FE771K		5.0	8.0	1.96	200
FE772K		5.0	8.0	1.96	200
FE603K		6.1	6.5	1.96	200

## PERMANENT

Art. No. Art. Nr.		Blade length	Maximal opening	Closing force	
		Maullänge mm	maximale Öffnung mm	N	g
FE613K		8.0	6.2	1.96	200
FE623K		10.6	7.8	1.96	200
FE763K		11.8	8.4	1.96	200
FE810K		9.0	6.5	1.96	200
FE819K		5.0	5.6	1.96	200
FE820K		7.0	4.5	1.96	200
FE822K		10.0	5.6	1.96	200
FE850K		6.7	5.4	1.96	200
FE851K		9.0	5.6	1.96	200


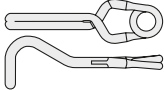
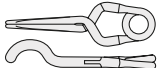
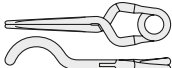
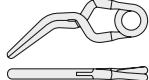

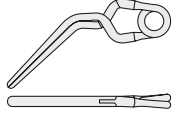



# Aesculap® YASARGIL Aneurysm Clip System

## Phynox Standard Clips

### PERMANENT

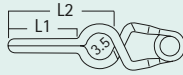
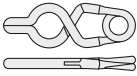
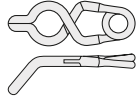
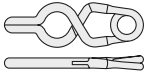
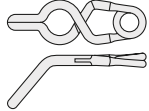
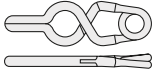
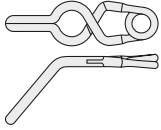
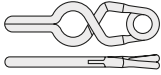
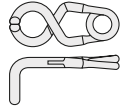
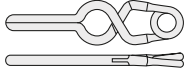
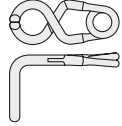
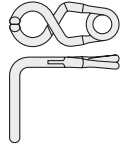
PHYNOX STANDARD

Art. No. Art. Nr.		Blade length	Maximal opening	Closing force	
		Maullänge	maximale Öffnung	N	g
		mm	mm		
FE830K		7.0	7.2	1.96	200
FE832K		9.3	7.2	1.96	200
FE833K		11.3	8.2	1.96	200
FE746K		7.0	5.7	1.96	200
FE773K		7.8	6.5	1.77	180
FE761K		11.4	8.0	1.96	200
FE747K		8.6	7.0	1.77	180

# Aesculap® YASARGIL Aneurysm Clip System

## Phynox Standard Clips with Fenestration, 3.5 mm

Aesculap Neurosurgery

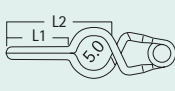
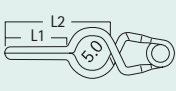
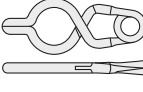
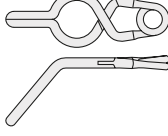
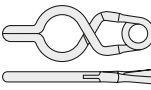
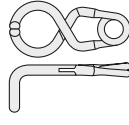
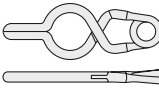
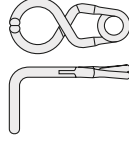
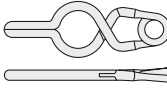
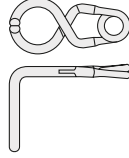
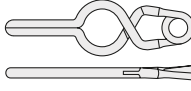
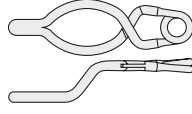
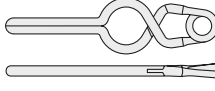
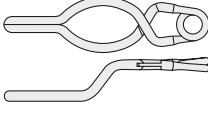
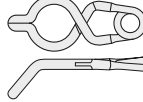
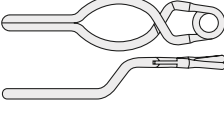
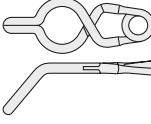
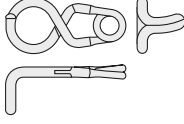
PERMANENT						PERMANENT					
Art. No. Art. Nr.		Diameter of fenestration 3.5 mm Fensterdurchmesser 3,5 mm	Blade length Maullänge mm L1/L2	Maximal opening maximale Öffnung mm	Closing force Schließkraft N g	Art. No. Art. Nr.		Diameter of fenestration 3.5 mm Fensterdurchmesser 3,5 mm	Blade length Maullänge mm L1/L2	Maximal opening maximale Öffnung mm	Closing force Schließkraft N g
FE597K			3/8.1	6.5	1.47 150	FE602K			5/7.3	5.8	1.47 150
FE598K			4/9.1	6.6	1.47 150	FE612K			7.5/8.9	6.5	1.47 150
FE599K			5/10.1	7.0	1.47 150	FE622K			10/10.5	7.2	1.77 180
FE600K			6/11	7.4	1.47 150	FE604K			5/4.9	4.9	1.47 150
FE610K			9/14	8.4	1.47 150	FE614K			7.5/4.9	4.9	1.47 150
FE620K			12/17	9.6	1.77 180	FE624K			10/4.9	4.9	1.77 180

PHYNOX STANDARD

# Aesculap® YASARGIL Aneurysm Clip System

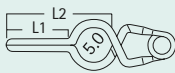
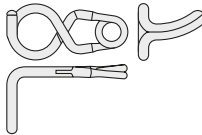
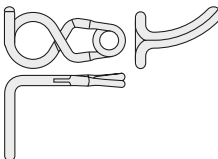
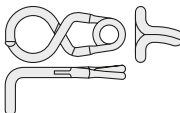
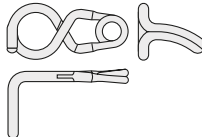
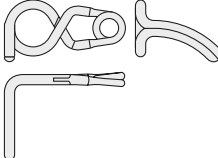
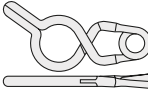
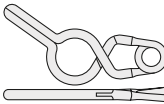
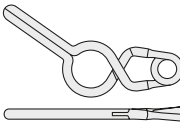
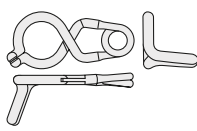
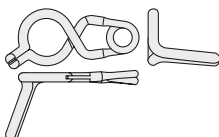
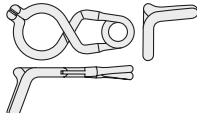
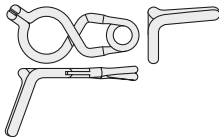
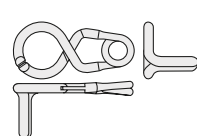
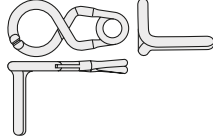
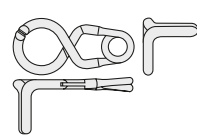
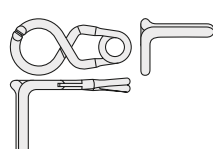
## Phynox Standard Clips with Fenestration, 5.0 mm

PHYNOX STANDARD

PERMANENT						PERMANENT						
Art. No. Art. Nr.		Diameter of fenestration 5 mm Fensterdurchmesser 5 mm				Closing force Schließkraft N g	Art. No. Art. Nr.		Diameter of fenestration 5 mm Fensterdurchmesser 5 mm			
		Blade length Maullänge mm L1/L2	Maximal opening maximale Öffnung mm						Blade length Maullänge mm L1/L2	Maximal opening maximale Öffnung mm		
FE637K		3/9.8	6.7	1.47	150	FE662K		10/12.2	7.8	1.77	180	
FE638K		4/10.8	7.1	1.47	150	FE644K		5/6.4	5.5	1.47	150	
FE639K		5/11.8	7.5	1.47	150	FE654K		7.5/6.4	5.5	1.47	150	
FE640K		6/12.7	7.9	1.47	150	FE664K		10/6.4	5.5	1.77	180	
FE650K		9/15.7	9.1	1.47	150	FE648K		5/15.2	7.9	1.47	150	
FE660K		12/18.7	10.3	1.77	180	FE658K		7.5/17.7	8.8	1.47	150	
FE642K		5/9	6.5	1.47	150	FE668K		10/20.2	10.0	1.77	180	
FE652K		7.5/10.6	7.2	1.47	150	FE774K		5/6.7	5.0	1.47	150	

## PERMANENT

## PERMANENT

Art. No. Art. Nr.		Diameter of fenestration 5 mm Fensterdurchmesser 5 mm			
		Blade length Maullänge mm L1/L2	Maximal opening maximale Öffnung mm	Closing force Schließkraft N g	
FE775K		7.5/6.7	5.0	1.47	150
FE776K		10/6.7	5.0	1.47	150
FE777K		5/6.7	5.0	1.47	150
FE778K		7.5/6.7	5.0	1.47	150
FE779K		10/6.7	5.0	1.47	150
FE881K		5/10.4	7.0	1.47	150
FE882K		7.5/12.4	7.8	1.47	150
FE883K		10/14.5	8.8	1.47	150
FE886K		5/7.4	5.0	1.47	150
FE887K		7.5/8.1	5.0	1.47	150
FE888K		5/7.4	5.0	1.47	150
FE889K		7.5/8.1	5.0	1.47	150
FE891K		5/6.6	5.0	1.47	150
FE892K		7.5/6.6	5.0	1.47	150
FE893K		5/6.6	5.0	1.47	150
FE894K		7.5/6.6	5.0	1.47	150

# Aesculap® YASARGIL Aneurysm Clip System

## Phynox T-Bar Clips acc. to KOPITNIK, 5.0 mm


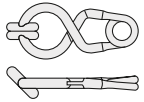
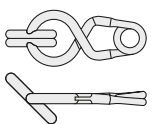
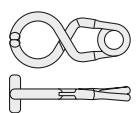
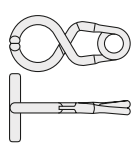
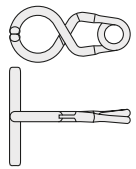
### Aneurysm clip with a unique design

The blades of the T-Bar Clip are oriented in a 90° or 45° angle to the axis of the spring plane resulting in a T-like clip form. The unique shape opens up new options for the treatment of complicated cerebral aneurysms. The spring type is identical to the existing and proven standard YASARGIL Aneurysm Clip with a 5 mm diameter fenestration.

### Einzigartiges Clipdesign

Die Ebene der Maulteile liegt T-förmig im 90° oder 45° Winkel zur Ebene der Clipfeder. Diese besondere Form erweitert die Therapieoptionen bei der Behandlung von zerebralen Aneurysmen. Die Federgeometrie ist identisch mit den anderen YASARGIL Aneurysmen-Clips in Standardgröße und einer 5 mm Fensterung.

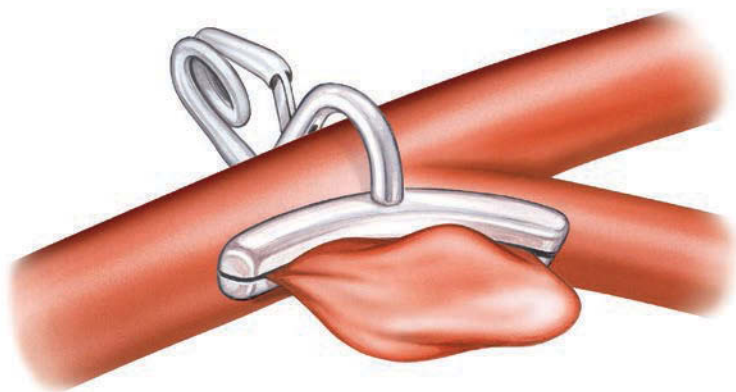
### PERMANENT

Art. No. Art. Nr.		Blade length Maullänge mm	Angle Winkel	Diameter of fenestration 5 mm Fensterdurchmesser 5 mm		Closing force Schließkraft	
				Maximal opening maximale Öffnung mm	N	g	
FE852K		5.0	45°	5.5	1.47	150	
FE853K		9.0	45°	5.5	1.47	150	
FE854K		5.0	90°	5.5	1.47	150	
FE855K		9.0	90°	5.5	1.47	150	
FE856K		13.0	90°	5.5	1.77	180	

PERMANENT

Art. No. Art. Nr.		Blade length Mauflänge mm	Diameter of fenestration 5 mm Fensterdurchmesser 5 mm			
			Angle Winkel	Maximal opening maximale Öffnung mm	Closing force Schließkraft	
					N	g
FE857K		9.0	90°	5.5	1.47	150
FE858K		9.0	90°	5.5	1.47	150
FE859K		13.0	60°	5.5	1.77	180
FE860K		13.0	60°	5.5	1.77	180

PHYNOX STANDARD

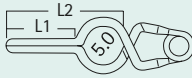
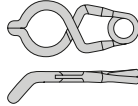
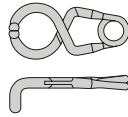


# Aesculap® YASARGIL Aneurysm Clip System

## ULTRA SHORT FENESTRATED Aneurysm Clip, 5.0 mm

PHYNOX STANDARD

### PERMANENT


Art. No. Art. Nr.		Diameter of fenestration 5 mm Fensterdurchmesser 5 mm		
		Blade length Maullänge mm L1/L2	Maximal opening maximale Öffnung mm	Closing force Schließkraft  N
FE942K		3.0/8.1	6.0	1.47
FE944K		3.0/6.4	5.5	1.47

## Phynox Reinforcing Clip

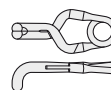
### PERMANENT

Phynox reinforcing clip to increase the closing force of YASARGIL Phynox Standard Aneurysm Clips.

Verstärkungsclip aus Phynox, zur Erhöhung der Schließkraft von Phynox-Standard-Aneurysmenclips.




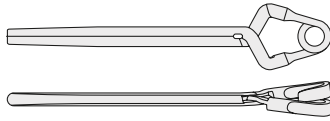
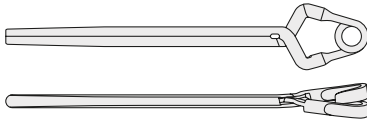
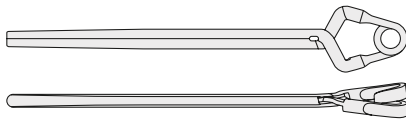
FE900TK



# Aesculap® YASARGIL Aneurysm Clip System

## Phynox Long Clips and Applier

### PERMANENT

Art. No. Art. Nr.		Blade length Maullänge mm L1/L2	Maximal opening maximale Öffnung mm	Closing force Schließkraft	
				N	g
FE861K		30	19	1.86	190
FE862K		35	21	1.96	200
FE863K		40	23	1.96	200

- Clip with extra long blades for the treatment of giant aneurysms.
- Clips mit extra langem Maulteil zur Behandlung von Riesenaneurysmen.

### Clip Applier for Long Clips Clip-Anlegezange für Long Clips

- With „active“ locking mechanism; the applier can be used with or without the lock being activated.
- Mit „aktiver“ Sperre; die Anlegezange kann mit oder ohne Betätigen der Sperre eingesetzt werden.



FE560K

Total length: 200 mm, 7 7/8"

Gesamtlänge: 200 mm, 7 7/8"


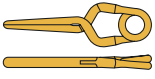
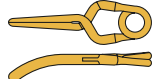
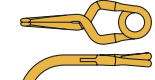
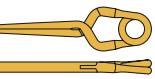
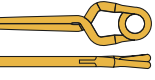
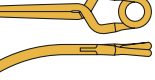
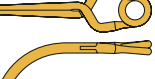
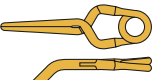
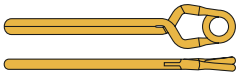
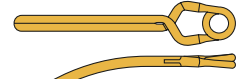


# Aesculap® YASARGIL Aneurysm Clip System


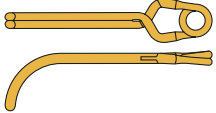
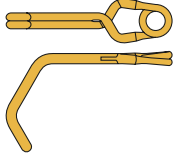
## Phynox Standard and Mini Clips

PHYNOX STANDARD AND MINI



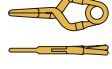

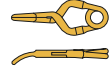
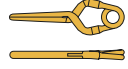
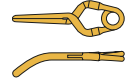
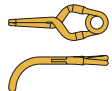
### TEMPORARY TEMPORÄR (STANDARD)

Art. No. Art. Nr.		Blade length Maullänge mm	Maximal opening maximale Öffnung mm	Closing force Schließkraft	
				N	g
FE751K		9.0	7.0	0.69	70
FE753K		8.4	6.8	0.69	70
FE755K		6.7	6.1	0.69	70
FE769K		11.0	7.8	0.69	70
FE781K		15.0	9.2	0.69	70
FE783K		13.8	8.7	0.69	70
FE785K		10.4	7.4	0.69	70
FE756K		9.1	6.2	0.69	70
FE791K		20.0	11.4	0.88	90
FE793K		18.7	11.0	0.88	90

### TEMPORARY TEMPORÄR (STANDARD)

Art. No. Art. Nr.		Blade length Maullänge mm	Maximal opening maximale Öffnung mm	Closing force Schließkraft	
				N	g
FE795K		16.8	9.9	0.88	90
FE801K		13.0	7.5	0.88	90

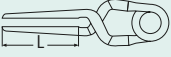

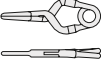

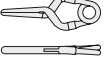
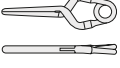

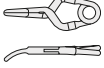
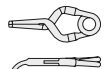
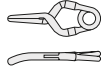

### TEMPORARY TEMPORÄR (MINI)

Art. No. Art. Nr.		Blade length Maullänge mm	Maximal opening maximale Öffnung mm	Closing force Schließkraft	
				N	g
FE681K		3.0	3.3	0.49	50
FE691K		5.0	4.0	0.49	50
FE683K		2.8	3.2	0.49	50
FE693K		4.7	3.8	0.49	50
FE721K		7.0	4.6	0.69	70
FE723K		6.6	4.4	0.69	70
FE725K		5.0	4.0	0.69	70


- MRI examinations using magnetic fields of 1.5 and 3.0 Tesla do not present an additional risk to implant wearers
- Color coding with silver spring and blades (permanent clip)

- Bei MRT-Untersuchungen mit 1,5 und 3,0 Tesla ergibt sich für den Implantat-träger kein zusätzliches Risiko durch magnetisch induzierte Kräfte
- Farbkodierung durch silberne Feder und Maulteile (permanenter Clip)

## PERMANENT (MINI)

Art. No. Art. Nr.		Blade length	Maximal opening	Closing force	
		Maullänge mm	maximale Öffnung mm	N	g
FE680K		3.0	3.3	1.08	110
FE690K		5.0	4.0	1.08	110
FE700K		3.0	3.3	1.08	110
FE710K		5.0	4.0	1.08	110
FE720K		7.0	4.6	1.08	110
FE682K		2.8	3.2	1.08	110
FE692K		4.7	3.8	1.08	110
FE694K		4.0	3.6	1.08	110
FE711K		4.0	3.6	1.08	110
FE712K		4.7	3.8	1.08	110

## PERMANENT (MINI)

Art. No. Art. Nr.		Blade length	Maximal opening	Closing force	
		Maullänge mm	maximale Öffnung mm	N	g
FE713K		4.0	3.6	1.08	110
FE726K		5.2	4.0	1.08	110
FE722K		6.6	4.4	1.08	110
FE714K		3.9	3.5	1.08	110
FE724K		5.0	4.0	1.08	110
FE716K		5.0	3.5	1.28	130
FE807K		4.7	4.0	1.08	110
FE717K		6.3	6.0	1.28	130
FE727K		4.0	7.0	1.28	130
FE728K		7.0	5.7	1.28	130
FE806K		7.0	4.5	1.28	130





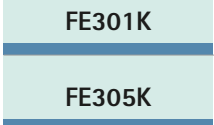
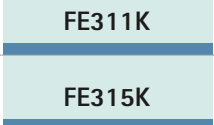




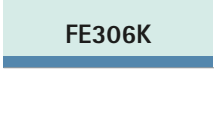
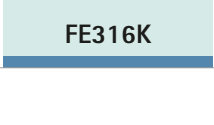
# Aesculap® YASARGIL Aneurysm Clip System

## Double Bayonet Clip Applier for Phynox Clips

■ Color coding is realized as a colored button in the handle area (● = Standard; ● = Mini)

■ Farbkodierung durch einen Farbknopf im Griffbereich

APPLIERS FOR PHYNOX CLIPS

STANDARD	MINI		
			
			
FE301K	FE311K	with latch mit Sperre	Total length: 225 mm, 8 <sup>7</sup> / <sub>8</sub> " Gesamtlänge: 225 mm, 8 <sup>7</sup> / <sub>8</sub> "
FE305K	FE315K	without latch ohne Sperre	
			
			
FE302K	FE312K	with latch mit Sperre	Total length: 245 mm, 9 <sup>5</sup> / <sub>8</sub> " Gesamtlänge: 245 mm, 9 <sup>5</sup> / <sub>8</sub> "
FE306K	FE316K	without latch ohne Sperre	



- The Double Bayonet Clip Applier has an additional bayonet shape at the jaw.
- Die Doppelbajonett Anlegezange hat eine zusätzliche Bajonettform am Maulteil.





- This leads to a better view of the clip.
- Dies führt zu einem besseren Blick auf den Clip.

# Aesculap® YASARGIL Aneurysm Clip System

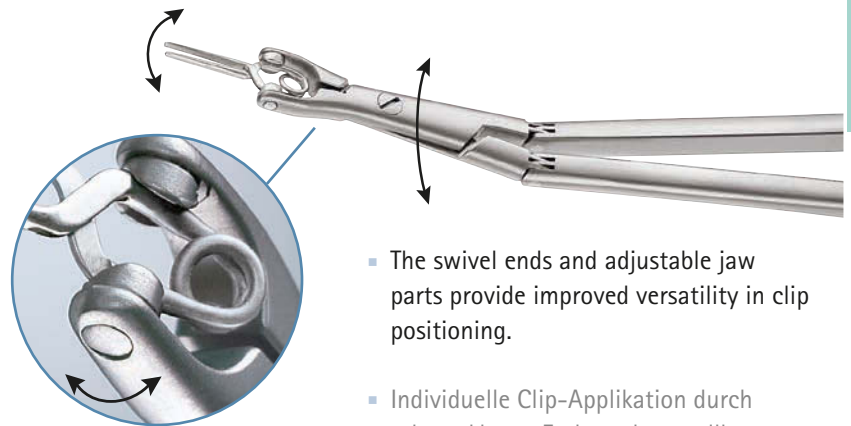
## Vario Clip Applier for Phynox Clips

- Distinction between Standard and Mini Clip applicators through label on the spring
- Unterschied zwischen Standard und Mini Clip Anlegezangen ist durch eine Markierung im Innenhandgriff zu erkennen




Total length: 210 mm, 8 1/4"  
Gesamtlänge: 210 mm, 8 1/4"

APPLIERS FOR PHYNOX CLIPS



- The swivel ends and adjustable jaw parts provide improved versatility in clip positioning.
- Individuelle Clip-Applikation durch schwenkbares Ende und verstellbare Tellermaulteile.



**Adjusting Key**  
Einstellplättchen









- Adjusting Key for Vario Clip Applier for setting the swivel at an angle.
- Einstellplättchen für die Vario-Clip-Anlegezange zum Verstellen der Tellermaulteile.

# Aesculap® YASARGIL Aneurysm Clip System XS Clip Applier for Phynox Clips

- Distinction between Standard and Mini Clip applicators through label inside the handle
- Unterschied zwischen Standard und Mini Clip Anlegezangen ist durch eine Markierung im Innenhandgriff zu erkennen

APPLIERS FOR PHYNOX CLIPS

STANDARD	MINI	
 <p data-bbox="151 929 247 963"><b>FE495K</b></p>	 <p data-bbox="391 929 486 963"><b>FE490K</b></p>	<ul data-bbox="566 448 925 616" style="list-style-type: none"> <li>▪ 360° rotation</li> <li>▪ Suitable for narrow approaches</li> <li>▪ 360° drehbar</li> <li>▪ geeignet für enge Zugänge</li> </ul>  <p data-bbox="566 907 798 974">Total length: 230 mm, 9" Gesamtlänge: 230 mm, 9"</p>
 <p data-bbox="151 1467 247 1500"><b>FE496K</b></p>	 <p data-bbox="391 1467 486 1500"><b>FE491K</b></p>	 <p data-bbox="566 1444 798 1512">Total length: 250 mm, 9 3/4" Gesamtlänge: 250 mm, 9 3/4"</p>

## Disassembly

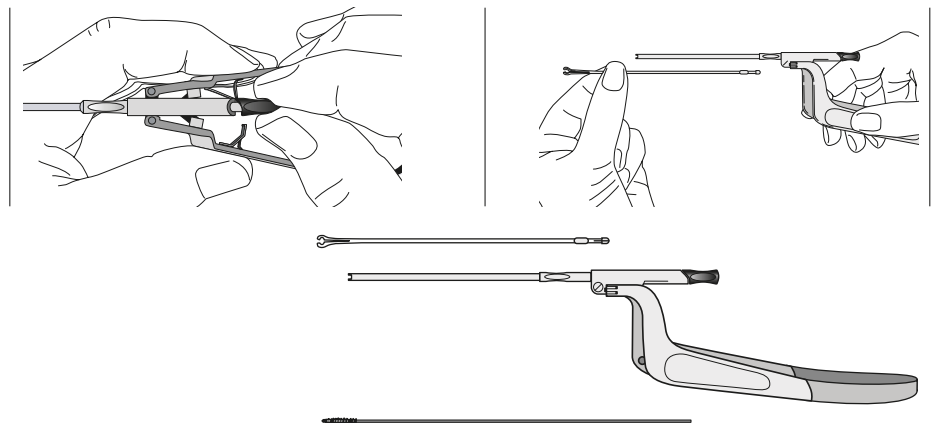
The XS Applier is detachable into 2 parts for thorough cleaning.

A cleaning brush is provided free of charge with every applicator.

## Zerlegbarkeit

Zur gründlichen Reinigung ist die XS Anlegezange in 2 Teile zerlegbar.

Mit jeder Anlegezange wird eine kleine Reinigungsbürste gratis mitgeliefert.



# Aesculap® YASARGIL Aneurysm Clip System

## Clip Applier for Phynox Clips

- Distinction between Standard and Mini Clip applicators through label on the spring
- Unterschied zwischen Standard und Mini Clip Anlegezangen ist durch eine Markierung im Innenhandgriff zu erkennen

STANDARD		MINI			
				straight gerade	Total length: 180 mm, 7" Gesamtlänge: 180 mm, 7"
				straight gerade	50 mm, 2" Total length: 175 mm, 6 <sup>7</sup> / <sub>8</sub> " Gesamtlänge: 175 mm, 6 <sup>7</sup> / <sub>8</sub> "
				straight gerade	90 mm, 3 <sup>1</sup> / <sub>2</sub> " Total length: 215 mm, 8 <sup>1</sup> / <sub>2</sub> " Gesamtlänge: 215 mm, 8 <sup>1</sup> / <sub>2</sub> "
				15° angled 15° aufgebogen	Total length: 215 mm, 8 <sup>1</sup> / <sub>2</sub> " Gesamtlänge: 215 mm, 8 <sup>1</sup> / <sub>2</sub> "
				straight gerade	110 mm, 4 <sup>3</sup> / <sub>8</sub> " Total length: 235 mm, 9 <sup>1</sup> / <sub>4</sub> " Gesamtlänge: 235 mm, 9 <sup>1</sup> / <sub>4</sub> "
				15° angled 15° aufgebogen	Total length: 235 mm, 9 <sup>1</sup> / <sub>4</sub> " Gesamtlänge: 235 mm, 9 <sup>1</sup> / <sub>4</sub> "

APPLIERS FOR PHYNOX CLIPS

# Aesculap® YASARGIL Aneurysm Clip System Storage

FT007P  
FT006P

## Clip Tray 1/1

For storage, transport and sterilization of Aesculap YASARGIL Aneurysm Clips.

- Autoclavable plastic
- Fits 1/1 standard container
- 34 storage compartments for Standard and Mini Clips
- 4 storage compartments for Long Clips
- With special identification tags for individual tray configuration

## Clip Tray 1/2

For storage, transport and sterilization of Aesculap YASARGIL Aneurysm Clips.

- Autoclavable plastic
- Fits 1/2 standard container
- 15 storage compartments for Standard and Mini Clips
- 3 storage compartments for Long Clips
- With special identification tags for individual tray configuration

FT006P



FT007P

## Clip Tray 1/1


für die Lagerung, Transport und Sterilisation von Aesculap YASARGIL Aneurysmen-Clips.

- autoklavierbarer Kunststoff
- passend für 1/1 Standard-Container
- 34 Fächer für Standard- und Mini-Clips
- 4 Fächer für Long-Clips
- Zur individuellen Bestückung mit speziellen Kennzeichnungsschildern

## Clip Tray 1/2

für die Lagerung, Transport und Sterilisation von Aesculap YASARGIL Aneurysmen-Clips.

- autoklavierbarer Kunststoff
- passend für 1/2 Standard-Container
- 15 Fächer für Standard- und Mini-Clips
- 3 Fächer für Long-Clips
- Zur individuellen Bestückung mit speziellen Kennzeichnungsschildern




### Identification tags for the Clip Trays

Allow quick and easy recording of the necessary clip data;  
Helpful for classifying and reordering the clips that have been removed.

### Kennzeichnungsschilder für Clip-Trays

Ermöglicht eine schnelle und einfache Erfassung der benötigten Clipdaten;  
hilfreich für das Einsortieren und Nachbestellen von entnommenen Clips.



For each clip variant there is a matching identification tag.  
The article numbers of the tags are as follows:  
Art. No. of clip + „-TAG“

e.g.: FT740T-TAG is the identification tag for the clip FT740T

The identification tags for temporary clips are **yellow** and for permanent clips **grey**  
in line with the color coding of the YASARGIL Aneurysm Clips.

Für jeden YASARGIL Aneurysmen-Clip gibt es das dazugehörige Kennzeichnungsschild.  
Die Artikelnummer der Schilder ergeben sich aus:  
Art.-Nr. Clip + „-TAG“

Beispiel: FT740T-TAG ist das Kennzeichnungsschild für den Clip FT740T

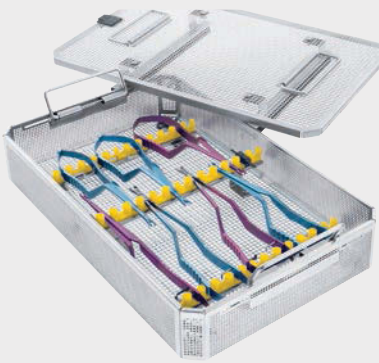
Analog dem Farbcode der YASARGIL Aneurysmen-Clips sind die Kennzeichnungsschilder  
für temporäre Clips **gelb** und für permanenten Clips **grau**.



# Aesculap® YASARGIL Aneurysm Clip System Storage

STORAGE + ACCESSORIES

FM665R



## Storage for clip applicators

Perforated basket with lid, for storage of clip applicators

## Lagerung von Anlegezangen

Siebkorb mit Deckel zur Lagerung von Clip-Anlegezangen


Address: [www.aesculap-extra.net](http://www.aesculap-extra.net)

## Patient identification card for Clip implants

- Provides traceability for physician and patient for follow-ups
- Includes information about the MRI-compatibility of the clips
- Printed version available in German and English
- Download from the Extranet possible:
  - C07801 ID in German
  - C07802 ID in English

## Patientenausweis für Clip Implantate

- ermöglicht bei späteren Nachkontrollen Rückverfolgbarkeit für Patienten und Arzt
- mit Informationen zur MRT-Kompatibilität der Clips
- gedruckte Version in deutsch und englisch erhältlich
- im Aesculap Extranet als PDF zum Herunterladen.
  - C07801 Ausweis in deutsch
  - C07802 Ausweis in englisch





For the treatment of arteriovenous malformations.

# Aesculap® KOPITNIK AVM Micro Clip System

Apart from cerebral aneurysms, arteriovenous malformations are among the most common cerebrovascular disorders. The widely renowned YASARGIL Aneurysm Clips by Aesculap form an established part of the gold standard in microsurgical aneurysm therapy. They are, also, still used in microsurgical angioma operations. However, the extremely delicate vessels often require the application of finer clips. Therefore I have developed, with Aesculap, a special AVM Micro Clip System for the microsurgical treatment of angiomas.

The KOPITNIK AVM Micro Clip System comprises straight and, for the first time, curved micro clips as well as special applying forceps. All these clips are available in the sizes (length) 2, 3, 4 and 5 mm. The applying forceps, which allows the operator an excellent view of the pathology and the clip. The slim shaft offers exceptional flexibility within the craniotomy. The rotatable shaft and the unique active lock allows the operator to apply the clips comfortably.

Another innovation incorporated in this AVM Micro Clip System is that the AVM micro clips can be applied either temporarily or permanently. Depending on the operational situation, the clips can be removed or they can be left in site as permanent implants. Phynox is a well-tried material that has proven its reliability in the production of YASARGIL Aneurysm Clips for more than 30 years. It offers excellent biocompatibility. MRI examinations using magnetic fields of 1.5 and 3.0 Tesla do not present an additional risk to implant patients.

Thomas A. Kopitnik

Arteriovenöse Missbildungen zählen neben den zerebralen Aneurysmen zu den am weit verbreiteten zerebrovaskulären Erkrankungen. Die weltbekanntesten YASARGIL Aneurysmenclips von Aesculap zählen zum Goldstandard in der mikrochirurgischen Aneurysmenbehandlung und werden auch heute noch bei mikrochirurgischen Angiom-Operationen eingesetzt. Für die äußerst feinen Gefäße werden jedoch oftmals delikaterere Clips benötigt.

Ich habe daher mit Aesculap ein spezielles AVM Mikroclip System zur mikrochirurgischen Behandlung von Angiomen entwickelt.

Das KOPITNIK AVM Mikroclip System besteht aus geraden und erstmals gebogenen Mikroclips sowie speziellen Anlegezangen. Alle Clips sind in den Längen 2, 3, 4 und 5 mm erhältlich. Eine Anlegezange mit einem speziellen Rohrschaftdesign erlaubt dem Operateur eine exzellente Sicht auf die Pathologie und den Clip. Der schlanke Rohrschaft ermöglicht eine hervorragende Flexibilität in der Kraniotomie; der drehbare Schaft sowie die einzigartige aktive Sperre bieten zusätzlich einen außergewöhnlichen Komfort für die Applikation der Clips.

Weitere Neuerungen dieses AVM Mikroclip Systems sind die wahlweise temporäre oder permanente Verwendbarkeit der AVM Mikroclips. Die Clips können entweder vor Abschluss der OP aus dem Situs entnommen werden oder, je nach OP-Situation, permanent implantiert werden. Das Material Phynox hat sich seit über 30 Jahren zur Herstellung der YASARGIL Aneurysmenclips bewährt. Es bietet eine exzellente Biokompatibilität an. Bei MRI-Untersuchungen mit 1,5 und 3,0 Tesla ergibt sich für den Implantatträger kein zusätzliches Risiko durch magnetisch induzierte Kräfte.

Thomas A. Kopitnik



The AVM Micro Clip System for the treatment of arteriovenous malformations was developed in co-operation with:

Das AVM Mikroclip System für die Behandlung von arteriovenösen Missbildungen wurde entwickelt in Zusammenarbeit mit:

**Dr. Thomas A. Kopitnik, Jr.**  
Central Wyoming Neurosurgery  
Casper, Wyoming, USA

**Art. No.**    **Art. No.**  
Single Pack    4-pack  
**Art. Nr.**    **Art. Nr.**  
Einzelverp.    Vierverp.





**closing force between 50 g and 70 g**  
Schließkraft zwischen 50 g und 70 g





Blade length    Maximal opening  
Mauillänge    maximale Öffnung  
mm            mm

**Art. No.**    **Art. No.**  
Single Pack    4-pack  
**Art. Nr.**    **Art. Nr.**  
Einzelverp.    Vierverp.

**closing force between 50 g and 70 g**  
Schließkraft zwischen 50 g und 70 g

Blade length    Maximal opening  
Mauillänge    maximale Öffnung  
mm            mm

FE902K	FE922K		2	1.5
FE903K	FE923K		3	1.7
FE904K	FE924K		4	2.0
FE905K	FE925K		5	2.3

FE912K	FE932K		2	1.5
FE913K	FE933K		3	1.7
FE914K	FE934K		4	2.0
FE915K	FE935K		5	2.3

AVM MICRO CLIP SYSTEM



# Aesculap® KOPITNIK AVM Micro Clip System

## AVM Clip Applier

### STANDARD

AVM MICRO CLIP SYSTEM

XS - Design



**FE906K**

Working length / Arbeitslänge: 40 mm, 1½"

**FE907K**

Working length / Arbeitslänge: 70 mm, 2¾"

**FE908K**

Working length / Arbeitslänge: 90 mm, 3½"

**FE909K**

Working length / Arbeitslänge: 110 mm, 4½"



**FE917K**

Working length / Arbeitslänge: 70 mm, 2¾"

**FE918K**

Working length / Arbeitslänge: 90 mm, 3½"

## STANDARD

80 mm, 3 1/8"

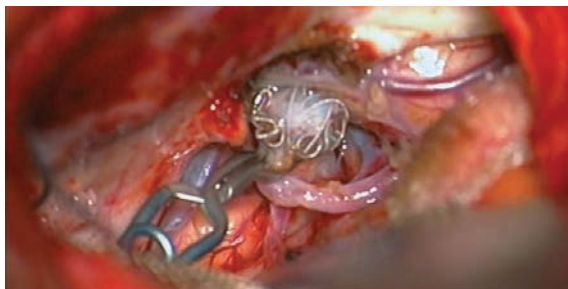


FD062R

110 mm, 4 3/8"



FD063R



In special cases, coil wires have to be cut and removed. For this procedure, special coil scissors are extremely helpful.

Bei speziellen Indikationen müssen Coildrähte wieder entfernt werden. Bei diesen Eingriffen ist die Coil Schere sehr hilfreich und einfach anzuwenden.

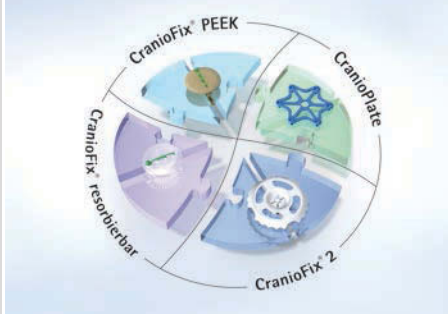
„With the new coil scissors it is simple and safe to cut the coils - a very helpful tool when you have to operate on an aneurysm that had been previously treated via an endovascular approach.“

„Die neue Coil Schere schneidet Coils einfach und sicher. Ein sehr nützliches Instrument für Operationen an Aneurysmen, die bereits endovaskular behandelt wurden.“

Developed in co-operation with:  
Entwickelt in Zusammenarbeit mit:

**Dr. Thomas A. Kopitnik, Jr.**  
Central Wyoming Neurosurgery  
Casper, Wyoming, USA

▪ **Bone Flap Fixation**  
Kraniale Knochendeckel-  
fixierung



... the brochure includes all four product lines of bone flap fixation like CranioFix®2, CranioFix® absorbable, CranioFix® PEEK and CranioPlate.

... der Prospekt beinhaltet alle vier Produktlinien der Knochendeckelfixierung wie CranioFix®2, CranioFix® resorbierbar, CranioFix® PEEK und CranioPlate.



For more information see  
**Brochure C90602**


Für mehr Informationen siehe  
**Prospekt C90601**

▪ **Lyoplast® Onlay**  
Fast. Easy. Versatile. Reliable  
Schnell. Einfach. Vielseitig. Zuverlässig.



... the new biological, absorbable dura substitution designed to provide high ease of use.

... unser neuer biologischer, resorbierbarer Duraersatz, der entwickelt wurde, um erhöhte Anwenderfreundlichkeit zu bieten.



For more information see  
**Brochure C90102**

Für mehr Informationen siehe  
**Prospekt C90101**

▪ **Non-Stick Bipolar**



... advanced generator meets advanced instruments.

... High Tech Generator trifft auf moderne Instrumente.



For more information see  
**Brochure C61511**

Für mehr Informationen siehe  
**Prospekt C61511**

▪ **Neuroendoscopy**  
Neuroendoskopie



... the brochure includes systems for Intraventricular, Endoscope-Assisted, Transnasal/Transsphenoidal Endoscopy.

... der Prospekt beinhaltet Systeme für die Intraventriculäre, Endoskop-assistierte, Transnasale/Transsphenoidale Endoskopie.



For more information see  
**Brochure C35502**

Für mehr Informationen siehe  
**Prospekt C35502**

▪ **EC/IC Bypass Set**



... fine instruments particularly suits for EC/IC procedures.

... feine Instrumente besonders geeignet für EC/IC Eingriffe.



For more information see  
**Brochure C63602**

Für mehr Informationen siehe  
**Prospekt C63601**

▪ **ScalpFix®**



... for reliable haemostasis; easy handling and fast application are time and cost saving.

... für die zuverlässige Blutstillung; einfache Handhabung und schnelle Applikation sind zeit- und kosten-sparend.



For more information see  
**Brochure C79002**

Für mehr Informationen siehe  
**Prospekt C79001**





HIP SET W/DISLOCATION BAGS

3/6 60602



Ref. no non-sterile	Qty	Description
996109	1	reinforced mayo stand cover 79x145cm, 65x85cm absorbent
-	4	cellulose towel 18x25cm
90190	1	table cover 150x190cm, 75x190cm absorbent
910998	2	adhesive op-towel 75x75cm
946112	1	steric knit 32x120cm
911500	2	op-tape 9x49cm
70601	1	hip drape w/dislocation bags 230/300x330cm, aperture 18x23cm elastic
95190	1	reinforced table cover 150x190cm, 75x190cm absorbent
803026	1	Incise drape 30x26 (30x20)cm

### ACUTE THORACIC SET

3/6 669600



Set no non-sterile	Qty	Description
996109	1	reinforced mayo stand cover 79x145cm, 69x85cm absorbent
-	1	perineal cover 18x60cm
-	6	cellulose towel 18x25cm
826198	2	tube holder velcro 2,5x30cm
910598	1	adhesive towel 75x75cm
-	1	defibrillator bag 33x38cm
911500	2	op-tape 9x69cm
966960	1	acute thoracic drape 200/300x340cm, incise area 37x65cm
90060	1	table cover 150x240cm, 79x240cm absorbent



Tray ID	97095457
Tray name	SET CHIRURGICAL ABORD CEREBRAL
Speciality filter	NEUROSURGERY
Intervention filter	Craniotomy
Hospital filter	Tehnomedica SRL

Description	Qty
1 Crepe paper 60x60cm 60g/m2 White	1
2 BNS Craniotomy Drape 230x300cm Inc. 30x20	1
3 Adh. op towel 50x50cm	4
4 Hand towel 18x25cm	2
5 Op tape 9x49cm	1
6 Suction And Diathermy Bag, 40x35 cm	1
7 Neuro swab gauze	1
8 Microscope Drape Zeiss 117 x 267cm	1
9 Forceps Bipolar Bayonet	1
10 Medicine/Specimen cup 120ml Polyethylene	1
11 Scalpel blade CS N°22	1
12 Plastic bag 20x30cm Ziplock Transp.	1
13 Instrument cleaner 5x5cm	1
14 Scalpel blade CS N°15	1
15 Syringe 20ml L/L 3parts Conc.	3
16 Light handle cover large Light green/white	2
17 Suction Catheter 12Ch 50cm 2eyes Funnel	1
18 Mayo stand cover 79x145cm Abs.65x85cm	2
19 Reinforced Table Cover 190 x280 wrapping	1
20 SA Label 1,6 x 5cm Red TEHNOMEDICA SRL	1



Tray ID	97105321
Tray name	SET INTERVENTII GENUNCHI
Speciality filter	ORTHOPAEDIC
Hospital filter	Tehnomedica SRL

	Description	Qty
1	Crepe paper 60x60cm 60g/m2 White	1
2	Knee Arthroscopy Drape 230x320cm, ap.7cm	1
3	Incise drape 30x26cm Inc.30x20cm	1
4	Impervious stockinette 22x75cm	1
5	Adhesive op towel 90x75cm Reinf.	2
6	Suction And Diathermy Bag, 40x35 cm	2
7	Mayo stand cover Reinf.79x145cm Abs.65x85cm	1
8	Reinforced Table Cover 190 x280 wrapping	1