


Guidewires

For Interventional Cardiology

**Boston
Scientific**
Advancing science for life™



The Power of CHOICE,
in Your Hands

**MASTER THE
COMPLEX™**

The Power of CHOICE, in Your Hands

Every decision you make is critical – including your CHOICE of guidewire. Boston Scientific’s broad guidewire portfolio delivers precise, dependable performance to master any situation.

WORKHORSE GUIDEWIRES

- Excellent steerability
- Light to moderate support
- Highly shapeable / flexible distal tip

SECONDLINE ACCESS GUIDEWIRES

- Increased lubricity and moderate tip load to facilitate access

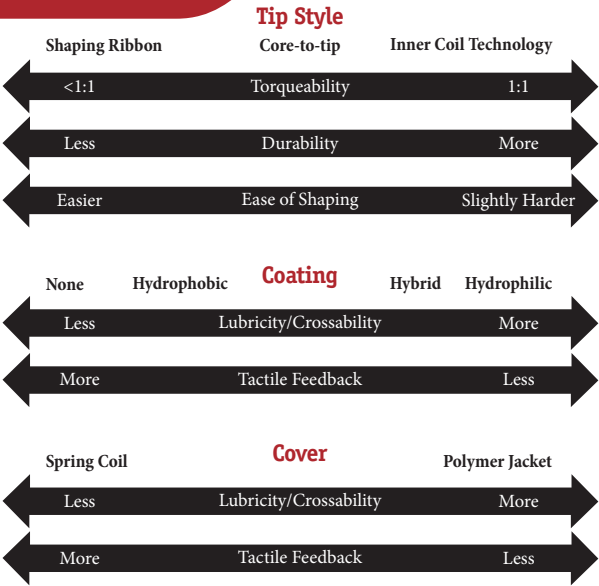
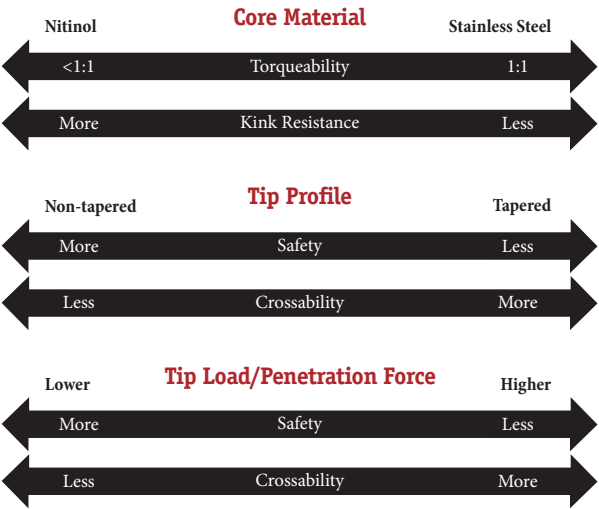
DELIVERY SUPPORT GUIDEWIRES

- Increased rail support to facilitate device delivery

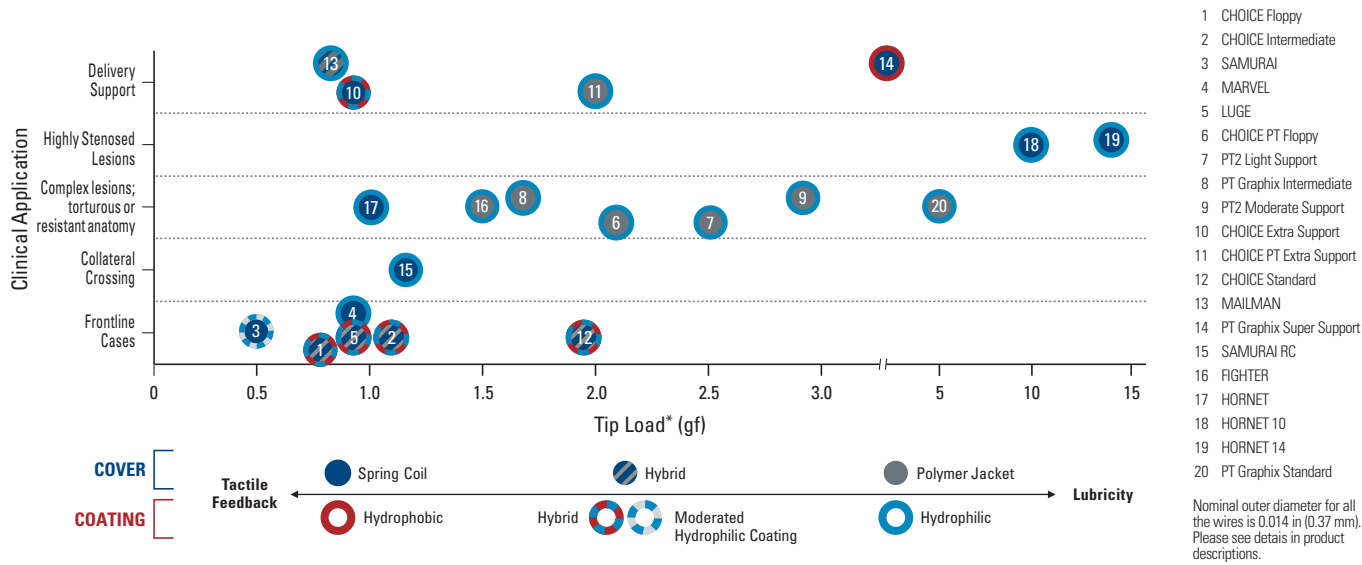
SPECIALTY CROSSING GUIDEWIRES

- Help enable crossing of highly stenosed lesions
- Facilitate access to highly tortuous anatomy

Guidewire Selection Criteria



Wire Comparison



Summary

Frontline Guidewires

- CHOICE™ Floppy [page 6](#)
- LUGE™ Moderate Support [page 7](#)
- CHOICE™ Intermediate [page 8](#)
- MARVEL™ [page 9](#)
- SAMURAI™ [page 10](#)

Access and Crossing Guidewires

- CHOICE™ PT Floppy [page 11](#)
- PT2™ Light Support [page 12](#)
- CHOICE™ Standard [page 13](#)
- PT Graphix™ Intermediate [page 14](#)
- PT2™ Moderate Support [page 15](#)

Delivery Support Guidewires

- CHOICE™ Extra Support [page 16](#)
- CHOICE™ PT Extra Support [page 17](#)
- PT Graphix™ Super Support [page 18](#)
- MAILMAN™ [page 19](#)

Specialty Crossing Guidewires

- SAMURAI™ RC [page 20](#)
- FIGHTER™ [page 21](#)
- HORNET™ [page 22](#)
- HORNET™ 10 [page 23](#)
- HORNET™ 14 [page 24](#)
- PT Graphix™ Standard [page 25](#)

Extension and Exchange Systems

- ADDWIRE™ Extension Wire [page 26](#)
- 38 MAGNET™ Device [page 27](#)
- STRETCH Extension Wire [page 28](#)

CHOICE™
Floppy

For simple to more complex cases
where flexibility is beneficial

Description

- Light rail support
- Excellent steerability
- Highly shapeable / flexible distal tip

Tip Style Spring Coil

Tip flexibility/rail support profile

Floppy tip with light support

Tip Load 0.8 g

Core Material Stainless Steel

Coating

Hybrid
Hydrophilic coating
Distal 3 cm uncoated

Nominal outer diameter

0.014 in (0.37 mm)



Order Number	GTIN Code	Length	Tip Configuration	Tip Style	Rail Support	Coating	Tip Radiopacity	Quantity
H749 1213201 M2	0871472987710	182 cm	Straight	Spring Coil Tip	Light	Hybrid	3 cm	5
H749 1213201 MJ2	08714729877110	182 cm	J	Spring Coil Tip	Light	Hybrid	3 cm	5
H749 1213201 2	08714729150541	182 cm	Straight	Spring Coil Tip	Light	Hybrid	3 cm	5
H749 1213201 J2	08714729155751	182 cm	J	Spring Coil Tip	Light	Hybrid	3 cm	5
H749 1211601 2	08714729150589	300 cm	Straight	Spring Coil Tip	Light	Hybrid	3 cm	5
H749 1211601 J2	08714729193654	300 cm	J	Spring Coil Tip	Light	Hybrid	3 cm	5

LUGE™
Moderate
Support

Description

- Moderate rail support
- Excellent steerability
- Highly shapeable / flexible distal tip

Tip Style Spring Coil

Tip flexibility/rail support profile

Floppy tip with moderate support

Tip Load 0.9 g

Core Material Stainless Steel

Coating

Hybrid
Hydrophilic coating
Distal 3 cm uncoated

Nominal outer diameter

0.014 in (0.37 mm)



Order Number	GTIN Code	Length	Tip Configuration	Tip Style	Rail Support	Coating	Tip Radiopacity	Quantity
H749 1213001 M2	08714729877080	182 cm	Straight	Floppy; Spring Coil w/Polymer Sleeve	Moderate	Hybrid	3 cm	5
H749 1213001 MJ2	08714729252214	182 cm	J	Floppy; Spring Coil w/Polymer Sleeve	Moderate	Hybrid	3 cm	5
H749 3912201 2	08714729252207	300 cm	Straight	Floppy; Spring Coil w/Polymer Sleeve	Moderate	Hybrid	3 cm	5
H749 3912201 J2	08714729252214	300 cm	J	Floppy; Spring Coil w/Polymer Sleeve	Moderate	Hybrid	3 cm	5
H749 3912202 2	08714729252320	182 cm	Straight	Floppy; Spring Coil w/Polymer Sleeve	Moderate	Hybrid	3 cm	5
H749 3912202 J2	08714729252337	182 cm	J	Floppy; Spring Coil w/Polymer Sleeve	Moderate	Hybrid	3 cm	5

Frontline Guidewires

CHOICE™
Intermediate

For very challenging cases
and occlusion

Description

- Light rail support
- Excellent steerability & torquability
- Highly shapeable / flexible distal tip

Tip Style Spring Coil

Tip flexibility/rail support profile

Intermediate tip with light support

Tip Load 1.1 g

Core Material Stainless Steel

Coating

Hybrid
Hydrophilic coating
Distal 3 cm uncoated

Nominal outer diameter

0.014 in (0.37 mm)



Order Number	GTIN Code	Length	Tip Configuration	Tip Style	Rail Support	Coating	Tip Radiopacity	Quantity
H749 1213301 M2	08714729877127	182 cm	Straight	Spring Coil Tip	Light	Hybrid	3 cm	5
H749 1213301 MJ2	08714729877134	182 cm	J	Spring Coil Tip	Light	Hybrid	3 cm	5
H749 1213301 2	08714729150558	182 cm	Straight	Spring Coil Tip	Light	Hybrid	3 cm	5
H749 1213301 J2	08714729155744	182 cm	J	Spring Coil Tip	Light	Hybrid	3 cm	5
H749 1211701 2	08714729150596	300 cm	Straight	Spring Coil Tip	Light	Hybrid	3 cm	5
H749 1211701 J2	08714729193661	300 cm	J	Spring Coil Tip	Light	Hybrid	3 cm	5

Frontline Guidewires

MARVEL™

Everyday frontline workhorse wire

Description

- Excellent steerability
- Moderate support
- Highly shapeable/flexible distal tip
- Everyday frontline workhorse wire

Tip Style Spring Coil

Tip flexibility/rail support profile

Intermediate tip with moderate support

Tip Load 0.9 g

Core Material Stainless Steel

Coating Hydrophilic

Nominal outer diameter

0.014 in (0.37 mm)



Order Number	GTIN Code	Length	Tip Configuration	Tip Style	Rail Support	Coating	Tip Radiopacity	Quantity
H749 39301190 2	08714729881179	190 cm	Straight	Spring Coil	Moderate	Hydrophilic	3 cm	5
H749 39301190 J2	08714729881186	190 cm	J	Spring Coil	Moderate	Hydrophilic	3 cm	5
H749 39301300 2	08714729881193	300 cm	Straight	Spring Coil	Moderate	Hydrophilic	3 cm	5
H749 39301300 J2	08714729881247	300 cm	J	Spring Coil	Moderate	Hydrophilic	3 cm	5

Frontline Guidewires



Description

- Excellent steerability
- Moderate support
- Highly shapeable/ flexible distal tip

Tip Style Spring Coil

Tip flexibility/rail support profile
Soft tip with moderate support

Tip Load 0.5 g

Core Material Stainless Steel

Coating Moderated hydrophilic
(Reduced on distal 1 cm)

Nominal outer diameter
0.014 in (0.37 mm)


ICT=Inner Cyclone Technology (ICT)

Torque performance
ICT construction achieves efficient transmission of proximal rotation to the tip without whipping and provides exceptional torque response.

Tip durability ICT construction provides increased durability

Shapability ICT construction provides ease of shaping and reshaping with improved memory characteristics

Lubricity Proprietary lubricious coating achieves both super lubricity and good tactile feedback



Order Number	GTIN Code	Length	Tip Configuration	Tip Style	Rail Support	Coating	Tip Radiopacity	Quantity
H749 39302190 2	08714729881216	190 cm	Straight	Spring Coil	Moderate	Hydrophilic	4 cm	5
H749 39302190 J2	08714729881223	190 cm	J	Spring Coil	Moderate	Hydrophilic	4 cm	5
H749 39302300 2	08714729881230	300 cm	Straight	Spring Coil	Moderate	Hydrophilic	4 cm	5
H749 39302300 J2	08714729881209	300 cm	J	Spring Coil	Moderate	Hydrophilic	4 cm	5

Access and Crossing Guidewires



Description

- Light rail support
- Help enable crossing of highly stenosed lesions
- Facilitate access to highly tortuous anatomy

Tip Style Polymer Tip

Tip flexibility/rail support profile
Intermediate tip with light support

Tip Load 2.1 g

Core Material Stainless Steel

Coating Hydrophilic

Nominal outer diameter
0.014 in (0.37 mm)



Order Number	GTIN Code	Length	Tip Configuration	Tip Style	Rail Support	Coating	Tip Radiopacity	Quantity
H749 1216001 M2	08714729877264	182 cm	Straight	Polymer Tip	Light	Hydrophilic	35 cm	5
H749 1216001 MJ2	08714729877271	182 cm	J	Polymer Tip	Light	Hydrophilic	35 cm	5
H749 1216001 2	08714729150626	182 cm	Straight	Polymer Tip	Light	Hydrophilic	35 cm	5
H749 1216001 J2	08714729193715	182 cm	J	Polymer Tip	Light	Hydrophilic	35 cm	5
H749 1215401 2	08714729150633	300 cm	Straight	Polymer Tip	Light	Hydrophilic	35 cm	5
H749 1215401 J2	08714729193708	300 cm	J	Polymer Tip	Light	Hydrophilic	35 cm	5

Access and Crossing Guidewires



Description

- Light rail support
- Help enable crossing of highly stenosed lesions
- Facilitate access to highly tortuous anatomy

Tip Style Polymer Tip

Tip flexibility/rail support profile

Intermediate tip with light support

Tip Load 2.5 g

Core Material Linear Elastic Nitinol

Coating Hydrophilic

Nominal outer diameter

0.014 in (0.37 mm)



Order Number	GTIN Code	Length	Tip Configuration	Tip Style	Rail Support	Coating	Tip Radiopacity	Quantity
H749 3893101 2	08714729471110	185 cm	Straight	Polymer Tip	Light	Hydrophilic	2 cm	5
H749 3893101 J2	08714729471134	185 cm	J	Polymer Tip	Light	Hydrophilic	2 cm	5
H749 3893102 2	08714729471158	300 cm	Straight	Polymer Tip	Light	Hydrophilic	2 cm	5
H749 3893102 J2	08714729471172	300 cm	J	Polymer Tip	Light	Hydrophilic	2 cm	5

Access and Crossing Guidewires



Description

- Light rail support
- Excellent crossability & steerability

Tip Style Spring Coil

Tip flexibility/rail support profile

Standard tip with light support

Tip Load 2.8 g

Core Material Stainless Steel

Coating

Hybrid
Hydrophilic coating
Distal 3 cm uncoated

Nominal outer diameter

0.014 in (0.37 mm)



Order Number	GTIN Code	Length	Tip Configuration	Tip Style	Rail Support	Coating	Tip Radiopacity	Quantity
H749 1213401 M2	08714729877141	182 cm	Straight	Spring Coil Tip	Light	Hybrid	3 cm	5
H749 1213401 MJ2	08714729877158	182 cm	J	Spring Coil Tip	Light	Hybrid	3 cm	5
H749 1213401 2	08714729150565	182 cm	Straight	Spring Coil Tip	Light	Hybrid	3 cm	5
H749 1213401 J2	08714729155737	182 cm	J	Spring Coil Tip	Light	Hybrid	3 cm	5
H749 1211801 2	08714729150602	300 cm	Straight	Spring Coil Tip	Light	Hybrid	3 cm	5
H749 1211801 J2	08714729193678	300 cm	J	Spring Coil Tip	Light	Hybrid	3 cm	5

Access and Crossing Guidewires

PT Graphix™
Intermediate

Description

- Moderate rail support
- Help enable crossing of highly stenosed lesions
- Facilitate access to highly tortuous anatomy

Tip Style Polymer Tip

Tip flexibility/rail support profile

Intermediate tip with moderate support

Tip Load 1.7 g

Core Material Stainless Steel

Coating Hydrophilic

Nominal outer diameter
0.014 in (0.37 mm)



Order Number	GTIN Code	Length	Tip Configuration	Tip Style	Rail Support	Coating	Tip Radiopacity	Quantity
H749 1490201 M2	08714729877202	182 cm	Straight	Polymer Tip	Moderate	Hydrophilic	2 cm	5
H749 1490201 MJ2	08714729877219	182 cm	J	Polymer Tip	Moderate	Hydrophilic	2 cm	5
H749 1490201 2	08714729141723	182 cm	Straight	Polymer Tip	Moderate	Hydrophilic	2 cm	5
H749 1490201 J2	08714729141730	182 cm	J	Polymer Tip	Moderate	Hydrophilic	2 cm	5
H749 1491401 2	08714729141969	300 cm	Straight	Polymer Tip	Moderate	Hydrophilic	2 cm	5
H749 1491401 J2	08714729141976	300 cm	J	Polymer Tip	Moderate	Hydrophilic	2 cm	5

Access and Crossing Guidewires

PT²™
Moderate
Support

Description

- Moderate rail support
- Help enable crossing of highly stenosed lesions
- Facilitate access to highly tortuous anatomy

Tip Style Polymer Tip

Tip flexibility/rail support profile

Floppy tip with moderate support

Tip Load 2.9 g

Core Material Linear Elastic Nitinol

Coating Hydrophilic

Nominal outer diameter
0.014 in (0.37 mm)



Order Number	GTIN Code	Length	Tip Configuration	Tip Style	Rail Support	Coating	Tip Radiopacity	Quantity
H749 3893103 2	08714729471110	185 cm	Straight	Moderate	Moderate	Hydrophilic	2 cm	5
H749 3893103 J2	08714729471134	185 cm	J	Moderate	Moderate	Hydrophilic	2 cm	5
H749 3893104 2	08714729471158	300 cm	Straight	Moderate	Moderate	Hydrophilic	2 cm	5
H749 3893104 J2	08714729471172	300 cm	J	Moderate	Moderate	Hydrophilic	2 cm	5

CHOICE™
Extra
Support

Description

- Extra Rail Support
- Help enable vessel straightening
- Highly flexible distal tips to reduce vessel trauma

Tip Style Spring Coil

Tip flexibility/rail support profile
Floppy tip with extra support

Tip Load 0.9 g

Core Material Stainless Steel

Coating

Hybrid
Hydrophilic coating
Distal 3 cm uncoated

Nominal outer diameter
0.014 in (0.37 mm)



Order Number	GTIN Code	Length	Tip Configuration	Tip Style	Rail Support	Coating	Tip Radiopacity	Quantity
H749 1213501 M2	08714729877165	182 cm	Straight	Spring Coil Tip	Extra	Hybrid	3 cm	5
H749 1213501 MJ2	08714729877172	182 cm	J	Spring Coil Tip	Extra	Hybrid	3 cm	5
H749 1213501 2	08714729176947	182 cm	Straight	Spring Coil Tip	Extra	Hybrid	3 cm	5
H749 1213501 J2	08714729193692	182 cm	J	Spring Coil Tip	Extra	Hybrid	3 cm	5
H749 1211901 2	08714729150619	300 cm	Straight	Spring Coil Tip	Extra	Hybrid	3 cm	5
H749 1211901 J2	08714729193685	300 cm	J	Spring Coil Tip	Extra	Hybrid	3 cm	5

CHOICE™ PT
Extra
Support

Description

- Extra Rail Support
- Help enable crossing of highly stenosed lesions
- Facilitate access to highly tortuous anatomy

Tip Style Polymer Tip

Tip flexibility/rail support profile
Intermediate tip with extra support

Tip Load 2.0 g

Core Material Stainless Steel

Coating Hydrophilic

Nominal outer diameter
0.014 in (0.37 mm)



Order Number	GTIN Code	Length	Tip Configuration	Tip Style	Rail Support	Coating	Tip Radiopacity	Quantity
H749 1216101 M2	08714729877288	182 cm	Straight	Polymer Tip	Extra	Hydrophilic	35 cm	5
H749 1216101 MJ2	08714729877295	182 cm	J	Polymer Tip	Extra	Hydrophilic	35 cm	5
H749 1216101 2	08714729176992	182 cm	Straight	Polymer Tip	Extra	Hydrophilic	35 cm	5
H749 1216101 J2	08714729177005	182 cm	J	Polymer Tip	Extra	Hydrophilic	35 cm	5
H749 1215501 2	08714729177012	300 cm	Straight	Polymer Tip	Extra	Hydrophilic	35 cm	5
H749 1215501 J2	08714729176947	300 cm	J	Polymer Tip	Extra	Hydrophilic	35 cm	5

Delivery Support Guidewires

PT Graphix™
Super
Support

Description

- Super rail support
- Help enable crossing of highly stenosed lesions
- Facilitate access to highly tortuous anatomy

Tip Style Polymer Tip

Tip flexibility/rail support profile

Intermediate tip with extra support

Tip Load 3.6 g

Core Material Stainless Steel

Coating Hydrophilic

Nominal outer diameter

0.014 in (0.37 mm)



Order Number	GTIN Code	Length	Tip Configuration	Tip Style	Rail Support	Coating	Tip Radiopacity	Quantity
H749 1490501 M2	08714729877240	182 cm	Straight	Polymer Tip	Super	Hydrophilic	2 cm	5
H749 1490501 MJ2	08714729877257	182 cm	J	Polymer Tip	Super	Hydrophilic	2 cm	5
H749 1490501 2	08714729141785	182 cm	Straight	Polymer Tip	Super	Hydrophilic	2 cm	5
H749 1490501 J2	08714729188476	182 cm	J	Polymer Tip	Super	Hydrophilic	2 cm	5

Delivery Support Guidewires

MAILMAN™

Description

- Super Rail Support
- Help enable vessel straightening
- Highly flexible distal tips to reduce vessel trauma

Tip Style Spring Coil

Tip flexibility/rail support profile

Floppy tip with super support

Core Material Stainless Steel

Coating

Hybrid
Hydrophilic coating
Distal 3 cm uncoated

Nominal outer diameter

0.014 in (0.37 mm)



Order Number	GTIN Code	Length	Tip Configuration	Tip Style	Rail Support	Coating	Tip Radiopacity	Quantity
H749 1213601 M2	08714729877189	182 cm	Straight	Spring Coil Tip	Super	Hybrid	3 cm	5
H749 1213601 MJ2	08714729877196	182 cm	J	Spring Coil Tip	Super	Hybrid	3 cm	5
H749 1213601 2	08714729165712	182 cm	Straight	Spring Coil Tip	Super	Hybrid	3 cm	5
H749 1213601 J2	08714729165729	182 cm	J	Spring Coil Tip	Super	Hybrid	3 cm	5
H749 1212001 2	08714729188162	300 cm	Straight	Spring Coil Tip	Super	Hybrid	3 cm	5
H749 1212001 J2	08714729165705	300 cm	J	Spring Coil Tip	Super	Hybrid	3 cm	5

Specialty Crossing Guidewires



Description

- Help enable crossing of highly stenosed lesions
- Facilitate access to highly tortuous anatomy

Tip Style Spring Coil

Tip Load 1.2 g

Core Material Stainless Steel

Coating Hydrophilic


Nominal outer diameter
0.014 in (0.37 mm)

ICT=Inner Cyclone Technology (ICT)

Torque performance
ICT construction achieves efficient transmission of proximal rotation to the tip without whipping and provides exceptional torque response.

Tip durability ICT construction provides increased durability

Shapability ICT construction provides ease of shaping and reshaping with improved memory characteristics



Order Number	GTIN Code	Length	Tip Configuration	Tip Style	Rail Support	Coating	Tip Radiopacity	Quantity
H749 39306190 2	08714729886679	190 cm	Straight	Spring Coil	Moderate	Hydrophilic	4 cm	5
H749 39306300 2	08714729886686	300 cm	Straight	Spring Coil	Moderate	Hydrophilic	4 cm	5

Specialty Crossing Guidewires



Description

- Help enable crossing of highly stenosed lesions
- Facilitate access to highly tortuous anatomy

Tip Style Clear polymer jacket over spring coil

Tip Load 1.5 g

Penetration Force
37 gf/mm²

Core Material Stainless Steel

Coating
Hydrophilic

Nominal outer diameter
0.014 in (0.37 mm)

Tapered tip diameter
0.009" (0.23mm)



Order Number	GTIN Code	Length	Tip Configuration	Tip Style	Rail Support	Coating	Tip Radiopacity	Quantity
H749 39303190 2	08714729886617	190 cm	Straight	Spring Coil	Moderate	Hydrophilic	3.5 cm	5
H749 39303300 2	08714729886624	300 cm	Straight	Spring Coil	Moderate	Hydrophilic	3.5 cm	5

Specialty Crossing Guidewires



Description

- Help enable crossing of highly stenosed lesions
- Facilitate access to highly tortuous anatomy

Tip Style Spring Coil

Tip Load 1 g

Penetration Force
31 gf/mm²

Core Material Stainless Steel

Coating
Hydrophilic

Tapered tip diameter
0.008" (0.20mm), lowest tip profile on market

Nominal outer diameter
0.014 in (0.37 mm)



Order Number	GTIN Code	Length	Tip Configuration	Tip Style	Rail Support	Coating	Tip Radiopacity	Quantity
H749 39305190 2	08714729886655	190 cm	Straight	Spring Coil	Moderate	Hydrophilic	3.5 cm	5
H749 39305300 2	08714729886662	300 cm	Straight	Spring Coil	Moderate	Hydrophilic	3.5 cm	5

Specialty Crossing Guidewires



Description

- Help enable crossing of highly stenosed lesions
- Facilitate access to highly tortuous anatomy

Tip Style Spring Coil

Tip Load 10 g

Penetration Force
308 gf/mm²

Core Material Stainless Steel

Coating
Hydrophilic

Tapered tip diameter
0.008" (0.20mm), lowest tip profile on market

Nominal outer diameter
0.014 in (0.37 mm)



Order Number	GTIN Code	Length	Tip Configuration	Tip Style	Rail Support	Coating	Tip Radiopacity	Quantity
H749 39304190 2	08714729886631	190 cm	Straight	Spring Coil	Moderate	Hydrophilic	3.5 cm	5
H749 39304300 2	08714729886648	300 cm	Straight	Spring Coil	Moderate	Hydrophilic	3.5 cm	5

Specialty Crossing Guidewires

HORNET™ 14

Description

- Help enable crossing of highly stenosed lesions
- Facilitate access to highly tortuous anatomy

Tip Style Spring Coil

Tip Load 14 g

Penetration Force
432 gf/mm²

Core Material Stainless Steel

Coating
Hydrophilic

Tapered tip diameter
0.008" (0.20mm), lowest tip profile on market

Nominal outer diameter
0.014 in (0.37 mm)



Order Number	GTIN Code	Length	Tip Configuration	Tip Style	Rail Support	Coating	Tip Radiopacity	Quantity
H749 39307190 2	08714729886693	190 cm	Straight	Spring Coil	Moderate	Hydrophilic	3.5 cm	5
H749 39307300 2	08714729886709	300 cm	Straight	Spring Coil	Moderate	Hydrophilic	3.5 cm	5

Specialty Crossing Guidewires

PT Graphix™
Standard

Description

- Moderate support
- Help enable crossing of highly stenosed and calcified lesions

Tip Style Polymer Tip

Tip Load 5.3 g

Penetration Force
53 gf/mm²

Core Material Stainless Steel

Coating
Hydrophilic

Nominal outer diameter
0.014 in (0.37 mm)



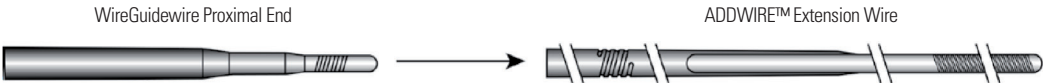
Order Number	GTIN Code	Length	Tip Configuration	Tip Style	Rail Support	Coating	Tip Radiopacity	Quantity
H749 1490301 M2	08714729877226	182 cm	Straight	Polymer Tip	Moderate	Hydrophilic	2 cm	5
H749 1490301 MJ2	08714729877233	182 cm	J	Polymer Tip	Moderate	Hydrophilic	2 cm	5
H749 1490301 2	08714729877226	182 cm	Straight	Polymer Tip	Moderate	Hydrophilic	2 cm	5
H749 1490301 J2	08714729877233	182 cm	J	Polymer Tip	Moderate	Hydrophilic	2 cm	5

ADDWIRE™
Extension
Wire

The **ADDWIRE™** is intended to be attached to a Boston Scientific Extendable Guidewire. It creates an extended guidewire that can be used to exchange out a PTCA or PTA catheter without removing the original guidewire from the artery.

When the exchange is complete, the ADDWIRE™ Extension Wire can be detached and the original guidewire can be used in a conventional manner.

ADDWIRE™ Extension Wire is compatible with 182-185 cm CHOICE™ Floppy, LUGE™ Moderate Support, CHOICE™ Intermediate, CHOICE™ PT Floppy, PT2™ Light Support, CHOICE™ Standard, PT Graphix™ Intermediate, PT2™ Moderate Support, CHOICE™ Extra Support, CHOICE™ PT Extra Support, PT Graphix™ Super Support, PT Graphix™ Standard and MAILMAN™ guidewires. Refer to the guidewire product label for Guidewire Extension system compatibility.



Order Number	GTIN Code	Diameter	Length	Quantity
H749 2215001 2	08714729315940	.014" (0.36 mm)	145 cm	5

38 MAGNET™
Device

By magnetically securing the guidewire, **The MAGNET™** provides a fast, simple method to stabilize the wire position and rapidly exchange over-the-wire and single operator exchange balloon catheters.

Other features include an adjustable arm to manipulate your working distance and a flip cover to secure wire. The MAGNET™ Device is compatible with 182 cm lengths of CHOICE™, CHOICE™ PT, LUGE™, MAILMAN™ and PT Graphix™.

Please note that: M mentioned in Order Number refers to products that are compatible with MAGNET™ Device. Short Wires without M in the Order Number are compatible with ADDWIRE™ Extension Wire.



Order Number	GTIN Code	Description	Quantity
H749 0896601 J1	8714729146841	The MAGNET™	1
H749 0896605 J2	08714729008828	The MAGNET™	5


STRETCH™
Extension wire

Wire to a Boston Scientific extendable guidewire (compatible for 190 cm length MARVEL™, SAMURAI™, SAMURAI™ RC, FIGHTER™, HORNET™, HORNET™ 10 or HORNET™ 14) creates an extended guidewire that can be used to exchange out a percutaneous transluminal coronary angioplasty (PTCA) or percutaneous transluminal angioplasty (PTA) catheter without removing the original guidewire from the artery. When the exchange is complete, the **STRETCH™ Extension Wire** can be detached and the original guidewire can be used in a conventional manner.

Order Number	GTIN Code	Length	Tip Configuration	Coating	Quantity
H749 3930802	08714729886716	150 cm	Straight	Hydrophilic	5

**MASTER THE
COMPLEX™**

Optimizing revascularization through
innovation, training, and education.





www.bostonscientific.eu

*Tip load /Tip flexibility is determined by measuring the amount of force required to buckle the distal tip of the guidewire. BSC information based on bench test data. N=29; reference specific bench test data for more information. All testing used 0.014" (0.36 mm) guidewires. Bench test results may not necessarily be indicative of clinical performance.

** Rail support is determined by measuring the amount of force required to bend a guidewire from a straight condition. A higher result indicates more device delivery support. BSC information based on bench test data. N=10; reference specific bench test data for more information. All testing used 0.014" (0.36 mm) guidewires. Bench test results may not necessarily be indicative of clinical performance.

All cited trademarks are the property of their respective owners. CAUTION: The law restricts these devices to sale by or on the order of a physician. Indications, contraindications, warnings and instructions for use can be found in the product labelling supplied with each device. Information contained herein is for use or distribution outside the US, France and Japan only.

IC-151204-AC JULY2017. Printed in France by CreativeServices.

© 2017 Boston Scientific Corporation
or its affiliates. All rights reserved.

DINCAR2720EA