



**Touch Panel**


Operated by touching the screen display.


**CAUTION**



**Do not press hard on the touch panel or place objects upon it.**  
Doing so can cause a malfunction.

Prohibitions

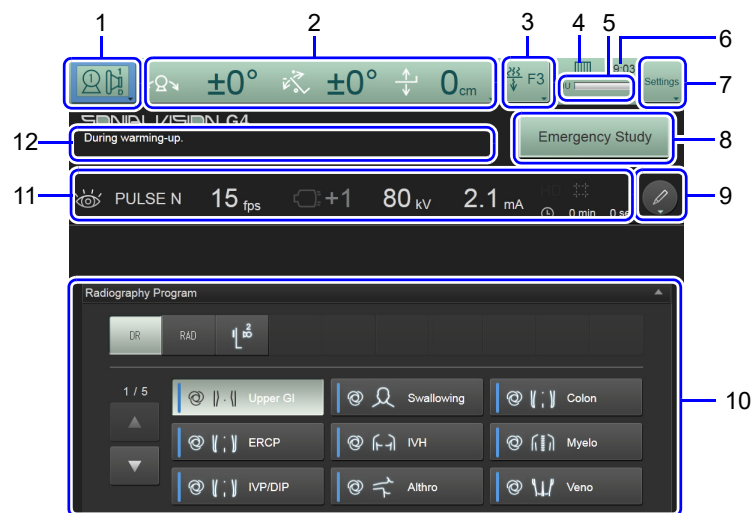
**CAUTION**





**Do not press 2 or more points on the touch panel at the same time.**  
Doing so can cause unexpected operation.

Prohibitions

**Display when no examination is being performed (DR technique)**



No.	Item	Function
1		The current technique is displayed. Press the button to change the technique.
2	<div><div><div><div>1</div><div>2</div><div>3</div></div></div></div> <div>Displays the current position information of the X-ray diagnostic table. 1 Oblique projection angle 2 Tilt angle 3 Tabletop height When the screen is pressed, X-ray diagnostic table related functions can be used.</div>	