

*Procurement of unprinted Bovine Ear Tags***Technical Specifications**

Name of the goods	Minimal functional parameters of the equipment	Quantity
Ear Tags: 1) Bovine	According to „TECHNICAL REQUIREMENTS”	65 000
Total		65 000

CHAPTER I

Technical Requirements for Bovine Ear Tags

1. General technical requirements

- 1.1. Ear tags shall be made of polyurethane or any other plastic material.
- 1.2 . The ear shall be applied in a position where it is easily visible from a distance.

2. The shape and appearance of ear tags

2.1. Color: Yellow;

2.2. Ear tags must meet the following conditions:

- a) be composed of two parts , namely the "father" and the "mother" parts;
- b) the "father" part must have a penetration pin;
- c) the penetration pin must be made of a hard material, possibly metal to allow a better and easier penetration of the ear, the other parts being of softer material;
- d) the taper pin must allow ventilation and aeration;
- e) the penetration pin must be at least two cutting grooves ;
- f) the trimming made by cutting must be greater than the penetration pin so that the ear tag applied to the ear can rotate freely around the axis ;
- g) the junction channel from the "mother " must be of the "open" type;
- h) the model of the ear tag must be designed in such a way that it can be inserted only in a specific position in the applicator-clamp;
- i) the margins and the corners of identification means must be rounded in order not to cause damage to the body.

3. The size of the ear tag

3.1. The ear tags will have dimensions of at least 79 mm in length and at least 56 mm in width provided in Fig. 1 (Scheme for ear tags for cattle).

3.2. The means of connection between the two parts of the ear tags must ensure a distance of 13.5 mm between the two parts.

3.3. The "mother" and the "father" parts should not necessarily be the same size, but must comply with the technical requirements presented in Fig. 1.

4. Technical performance requirements

The ear tags shall meet the following requirements:

- a) to be easily applicable, without requiring a special skill;
- b) to be designed in such a way that it can be inserted only in a specific position in the applicator's clippers;
- c) possibility to be applied only once, observing the specifications listed in this Annex;
- d) provide a good and fast healing of the ear;
- e) the ear tag application should be performed by incision of the pin (at the time of ear tag application), and not by pressure, so that the skin is cut and not pressed into the „mother" ear tag.

5. Ear tag's resistance to traction

5.1. The means of connection between the two parts of an ear tag must withstand a 300 N thrust, measured axially, a feature which must be maintained for at least 7 (seven) years from joining.

5.2. After application, the two parts of each ear tag must be separated only by permanently damaging the means of connection between them, without being able to reassemble the parts, so that it can be applied only once.

6. Ear tag's resistance to temperatures

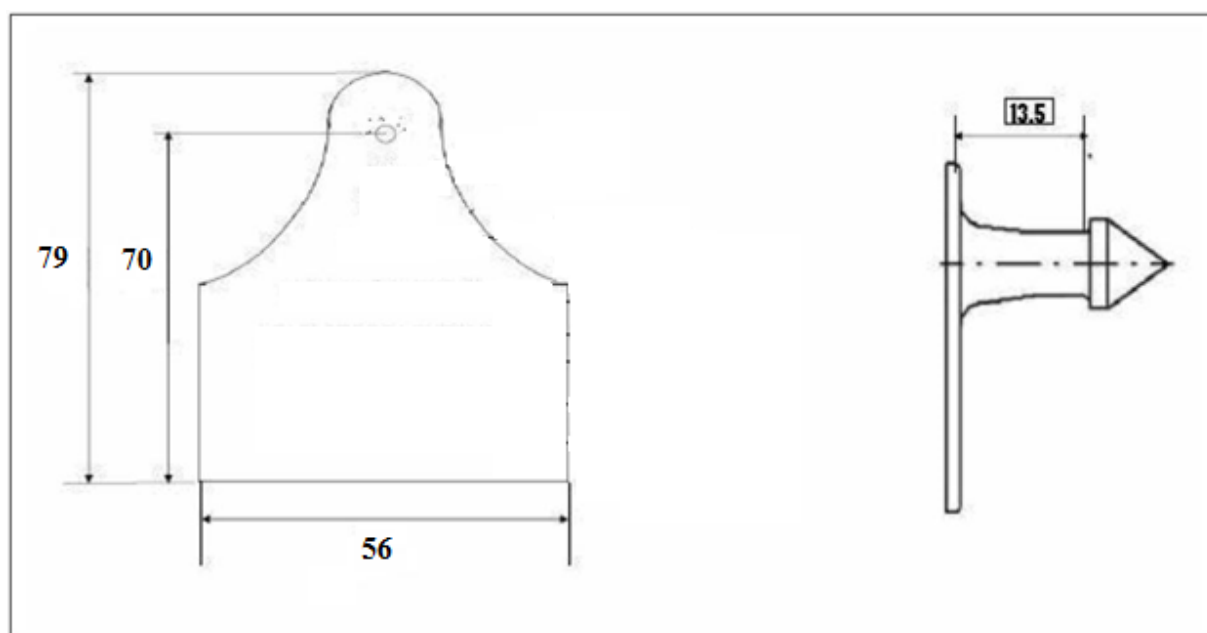
The plastic material of which the ear tag is made:

- a) must be resistant to a temperature of between -20°C and $+40^{\circ}\text{C}$ and the influence of normal ultraviolet rays;
- b) must not be brittle at temperatures below 0°C ;
- c) must not be torn or broken, hard to be damaged;
- d) must be flexible, durable;
- e) must be innocuous;
- f) must comply with laws and regulations relating to recycling;
- g) must not be reusable;
- h) must not adversely affect the healing process of injuries produced upon application.

7. Ear tags' resistance to abrasion

It shall not be possible to remove any imprints on the ear tag, which will be printed with Sinar ROFIN laser printer, by washing with water or solvents or by wiping with sandpaper for a period of at least 7 years from delivery.

Fig.1 Technical drawing for cattle ear tags




Note: all sizes are shown in (mm).

CHAPTER II

Technical Requirements for Ear Tags Packing


Bovine Ear Tags packing: boxed 300 pcs. (mother and father separated and pre-packaged in 2 pieces)

Fig: 2 Bovine Ear Tags Packing in two pieces lightly welded



Technical drawing of the un-printed eartag prepacked BOVINE - in 2 pieces lightly welded to be placed in the production matrix (mother and father part).

Fig. 3 Example of bovine ear tags blanks required in production matrix



The offer will be accompanied by models (samples) means of identification for bovine species.

CHAPTER III

Additional requirements for ear tags

Compatibility of ear tags with the application equipment held by the beneficiary

1. The ear tags shall be compatible with the universal ear tag applicator multiflex Fig. 4 of chapter III. The Bidders have to confirm the compatibility of identification means offered with the universal ear tag applicator multiflex Fig. 4.
2. Will confirm that application of the offered ear tags with such applicator will not affect the integrity of the ear tag (deformations, deviations from the drawing and the "Technical requirements") ultimately does not affect animal welfare (compression of ear tissue, necrosis etc.).

Fig: 4 Universal applicator for ear tags MultiFlex



TECHNICAL REQUIREMENTS are compulsory conditions for the Bidder and are included in the evaluation criteria of the Bidding.