

ORDIN DE PLATA NR.: 67

TIP.DOC. 1 :

DATA EMITERII:16 septembrie 2021:

PLATITI: 98000-00 LEI: Nouazeci si Opt Mii lei 00 bani
i

PLATITOR: (R) S.C. "OXIVI CONTUL DE PLATI/CODUL IBAN :
T-MED" S.R.L. MD44ML000000002251729503 :
CODUL FISCAL :1007600044280 / :

PRESTATORUL PLATITOR CODUL BANCII :
BC"Moldindconbank"S.A. suc."Invest" Chisinau :MOLDMD2X329:

BENEFICIAR (R) Centrul pen CONTUL DE PLATI/CODUL IBAN :
tru Achizi?ii Publice Central MD23TRPCCC518430B01859AA :
izate in Sanatate CODUL FISCAL :1016601000212 / :

PRESTATORUL BENEFICIAR CODUL BANCII :
Ministerul Finantelor - Trezoreria de Stat :TREZMD2X :

DESTINATIA PLATII:/Pl02/98000,00 Pentru : TIPUL TRANSFERULUI :
garantia pentru oferta la procedura de a : NORMAL/URGENT :N:
chizi?ie publica nr. ocds-b3wdpl-MD-1628 :
866063582 din 18.09.2021 : :

L.S. :

CODUL TRANZACTIEI:101: _____ :

DATA PRIMIRII:16/09/2021 : SEMNATURILE :
DATA EXECUTARII: : EMITENTULUI :

-----: :
-----: :

CONDACATOR:Web Kojevnikov Dmitrii :
MIIGfAYJKoZIhvcNAQcCoIIGbTCCBmkCAQExCzAJBgUrDgMCGGUAMAsGCSqGSIB3 :
DQEHAaCCBIUwggSBMIIDaaADAgECAhNHAACEjCA/4xcrKCbfAAAAAISMMMA0GCSqG :
SIb3DQEBCwUAMCIxIDAEBgNVBAMTF0NFULQxLUNBLU1vbGRpbmRjb25iYW5rMB4X :
DTIwMDMxNjA4NDUwM1oXDTIzMDMxNjA4NTUwM1owgbgxQzAJBgNVBAYTAK1EMRow :
YDVQIQIExFSSZXB1YmxpY2EgTW9sZG92YTERMA8GA1UEBxMIQ2hpc2luYXUxZmFzAV :
:

(semnatura electronica) :

CONTABIL-SEF:Web Kojevnikov Dmitrii :
MIIGfAYJKoZIhvcNAQcCoIIGbTCCBmkCAQExCzAJBgUrDgMCGGUAMAsGCSqGSIB3 :
DQEHAaCCBIUwggSBMIIDaaADAgECAhNHAACEjCA/4xcrKCbfAAAAAISMMMA0GCSqG :
SIb3DQEBCwUAMCIxIDAEBgNVBAMTF0NFULQxLUNBLU1vbGRpbmRjb25iYW5rMB4X :
DTIwMDMxNjA4NDUwM1oXDTIzMDMxNjA4NTUwM1owgbgxQzAJBgNVBAYTAK1EMRow :
YDVQIQIExFSSZXB1YmxpY2EgTW9sZG92YTERMA8GA1UEBxMIQ2hpc2luYXUxZmFzAV :
:

L.S. (semnatura electronica) :

CONDACATOR: _____ :
(semnatura manuala) :

CONTABIL-SEF: _____ :
(semnatura manuala) :

SEMNETURA PRESTATORUL L.S. :
-----: :

MOTIVUL REFUZULUI : L.S. :
-----: :

Nr. 12101-504

18.03.2016

**CERTIFICAT
PRIVIND EXISTENTA CONTURILOR CURENTE**

Prin prezentul, **BC „Mobiabancă – Groupe Societe Generale” S.A.**, codul băncii (BIC): **MOBBMD22**, confirmă că compania **OXIVIT-MED SRL**, cod fiscal (IDNO) **1007600044280**, deține următoarele conturi curente la BC "Mobiabancă-Groupe Societe Generale" S.A., Filiala. 1 Stejaur :

1. **MDL - 2224710SV23488147100; IBAN- MD09MO2224ASV23488147100**
2. **EUR - 2224710SV22227957100; IBAN- MD17MO2224ASV22227957100**
3. **USD - 2224710SV22214937100; IBAN- MD86MO2224ASV22214937100**

Certificatul este emis în baza cererii întreprinderii: Oxivit-Med SRL.



Dumitru Popa
Director filială „Stejaur”



Executor : Mariana Guzun
Tel: 022 812 614

Filiala Nr. 1 „Stejaur”
Bd. Ștefan cel Mare și Sfânt 196
MD-2004, Chișinău, Moldova
Cod MOBBMD22
Cont de corespondență 35213892
la Centrul de Decontări al BNM

Tel. +373 22 81 26 15
Fax. +373 22 81 26 15
www.mobiasbanca.md

BC „Mobiabancă – Groupe Societé Générale” SA
Capital Social: 100 000 000 MDL
Număr de înregistrare de stat - 1002600006089
Sediul Central:
bd. Ștefan cel Mare și Sfânt 81a
MD-2012, Chișinău, Moldova

REPUBLICA



MOLDOVA

CERTIFICAT DE ÎNREGISTRARE

Societatea Comercială "OXIVIT-MED" S.R.L.
ESTE ÎNREGISTRATĂ LA CAMERA ÎNREGISTRĂRII DE STAT

Numărul de identificare de stat - codul fiscal
1007600044280

Data înregistrării

30.07.2007

Data eliberării

30.07.2007

Bordeianu Tatiana, registrator de stat

*Funcția, numele, prenumele persoanei
care a eliberat certificatul*

semnătura

MD 0067985





I.P. "AGENȚIA SERVICII PUBLICE"

Departamentul înregistrare și licențiere a unităților de drept

EXTRAS
din Registrul de stat al persoanelor juridice

nr. 8871 din 05.05.2021

Denumirea completă: **Societatea Comercială «OXIVIT-MED» S.R.L.**

Denumirea prescurtată: **S.C. «OXIVIT-MED» S.R.L.**

Forma juridică de organizare: **Societate cu Răspundere Limitată.**

Numărul de identificare de stat și codul fiscal: **1007600044280.**

Data înregistrării de stat: **30.07.2007.**

Sediul: **MD-2032, bd. Decebal, 82, ap.(of.) 90, mun. Chișinău, Republica Moldova.**

Modul de constituire: **nou creată.**

Obiectul principal de activitate:

- 1 Importul, fabricarea, comercializarea, asistența tehnică și (sau) reparația dispozitivelor medicale și (sau) a opticii;**
- 2 Comerțul cu ridicata al parfumurilor și produselor cosmetice;**
- 3 Comerțul cu amănuntul al produselor cosmetice și de parfumerie, articolelor de toaletă;**
- 4 Intermedieri pentru vânzarea unui asortiment larg de mărfuri;**
- 5 Alte tipuri de comerț cu amănuntul în magazine nespecializate;**
- 6 Alte tipuri de comerț cu ridicata;**
- 7 Închirierea altor mașini și echipamente.**

Capitalul social: **5400 lei.**

Administrator: KOJEVNIKOV DMITRII, IDNP 0972305012362,

Asociați:

1. KOJEVNIKOV DMITRII , IDNP 0972305012362

cota 5400.00 lei, ce constituie 100 %.

Prezentul extras este eliberat în temeiul art. 34 al Legii nr. 220-XVI din 19 octombrie 2007 privind înregistrarea de stat a persoanelor juridice și a întreprinzătorilor individuali și confirmă datele din Registrul de stat la data de: 05.05.2021.

Specialist coordonator
tel. 022-207-840

Lazari Aliona



EEI 0354094

OXIVIT MED

c/f: 1007600044280; adresa: str. Decebal 82-90, or. Chişinău, Republica Moldova

telefon: + 373 22 808002; fax: + 373 22 808003

web: www.oxivit-med.com; e-mail: info@oxivit-med.com

Lista fondatorilor companiei SRL „Oxivit-Med”

Nr.	Numele, Prenumele	Codul Personal
1	Kojevnikov Dmitrii	0972305012362

CERTIFICAT
privind lipsa sau existența restanțelor față de bugetul public național

Nr.
№ **A2115101**

din
от **07.09.2021**

1. Destinația / Назначение

AGENȚIA ACHIZIȚII PUBLICE

2. Date despre contribuabil / Информация о налогоплательщике

Denumirea Наименование	Codul fiscal / Numărul de identificare Фискальный код / Идентификационный номер
S.C. OXIVIT-MED S.R.L.	1007600044280
Adresa sediului de bază (strada, numărul) Адрес основного месторасположения (улица, номер)	Codul - Denumirea localității Код - Наименование населенного пункта
Decebal bd. nr.82 of.90	0110-SEC.BOTANICA

3. Atestarea lipsei sau existenței restanțelor conform datelor Sistemului Informațional Automatizat /

Подтверждение отсутствия или наличия недоимки согласно данных Информационной автоматизированной системы

La data emiterii prezentului certificat restanța față de bugetul public național constituie/ На дату выдачи данной справки недоимка перед национальным публичным бюджетом составляет:
0,00 lei/лей.

4. Valabil pînă la / Действителен до 22.09.2021

5. Autentificarea Serviciului Fiscal de Stat / Подтверждение Государственной налоговой службы




Semnătura/Подпись

ANA STOICOV

Numele și prenumele/Фамилия и имя

Este extras din Sistemul Informațional al SFS SIA „Contul curent al contribuabilului”// 07.09.2021 ora 13:17:20
cu aplicarea prevederilor pct. 82-83 Ordin IFPS nr.400 din 14.03.2014 (Monitorul Oficial 72-77/399, 28.03.2014)

NOTA (0,00)

Data predostavlenia 31.05.2021 09:44:13

Anexa la SNC
"Prezentarea situatiilor financiare"
Aprobat de Ministerul Finantelor
si Republicii Moldova

SITUATIILE FINANCIARE

pentru perioada 01.01.2020 - 31.12.2020

Entitatea: S.C. OXVIT-MED S.R.L.
Cod CUII0: 40424951
Cod IDNO: 1007600044280

Sediul:
MD:
Rajonul(municipiul): 103_DOF_BOTANICA
Cod CUATM: 0110_SEC_BOTANICA
Strada: Decebal bd. nr.82 of.90

Activitatea principala: 63774_Comerț cu amănuntul al articolelor medicale și ortopedice, în magazine specializate
Forma de proprietate: 15_Proprietatea privată
Forma organizatorico-juridică: 530_Societate cu răspundere limitată

Date de contact:
Telefon: +37322808002
WEB:
E-mail: oxvit-medical@gmail.com
Numele și coordonatele al contabilului-șef: DI (dna) Kojevnikov Dmitrii Tel. 069200308

Numărul mediu al salariaților în perioada de gestiune: 4 persoane.

Persoanele responsabile de semnarea situațiilor financiare* Kojevnikov Dmitrii

Unitatea de măsură: leu

BILANȚUL

la 31.12.2020

Anexa 1

Nr. cpt.	Indicatori	Cod rd.	Sold la	
			Începutul perioadei de gestiune	Sfârșitul perioadei de gestiune
1	2	3	4	5
A C T I V				
ACTIVE IMOBILIZATE				
I. Imobilizări necorporale				
1.	Imobilizări necorporale în curs de execuție	010		
2.	Imobilizări necorporale în exploatare, total	020	1787	1137
din care:				
2.1.	concesiuni, licențe și mărci	021	1787	1137
2.2.	drepturi de autor și titluri de protecție	022		
2.3.	programe informatice	023		
2.4.	alte imobilizări necorporale	024		
3.	Fond comercial	030		
4.	Avansuri acordate pentru imobilizări necorporale	040		
	Total imobilizări necorporale (rd.010 + rd.020 + rd.030 + rd.040)	050	1787	1137
II. Imobilizări corporale				
1.	Imobilizări corporale în curs de execuție	060		
2.	Terenuri	070		
3.	Mijloace fixe, total	080	2234	9980
din care:				
3.1.	clădiri	081		
3.2.	construcții speciale	082		
3.3.	mașini, utilaje și instalații tehnice	083		9235
3.4.	mijloace de transport	084		

A.	3.5. inventar și mobilier	085			
	3.6. alte mijloace fixe	086	2234	745	
	4. Resurse minerale	090			
	5. Active biologice imobilizate	100			
	6. Investiții imobiliare	110			
	7. Avansuri acordate pentru imobilizări corporale	120			
	Total imobilizări corporale (rd.060 + rd.070 + rd.080 + rd.090 + rd.100 + rd.110 + rd.120)	130	2234	9980	
	III. Investiții financiare pe termen lung				
	1. Investiții financiare pe termen lung în părți neafiliate	140			
	2. Investiții financiare pe termen lung în părți afiliate, total	150			
din care:					
2.1. acțiuni și cote de participație deținute în părțile afiliate	151				
2.2. Împrumuturi acordate părților afiliate	152				
2.3. Împrumuturi acordate aferente intereselor de participație	153				
2.4. alte investiții financiare	154				
Total investiții financiare pe termen lung (rd.140 + rd.150)	160				
IV. Creațe pe termen lung și alte active imobilizate					
1. Creațe comerciale pe termen lung	170				
2. Creațe ale părților afiliate pe termen lung	180				
Inclusiv: creațe aferente intereselor de participație	181				
3. Alte creațe pe termen lung	190				
4. Cheltuieli anticipate pe termen lung	200				
5. Alte active imobilizate	210				
Total creațe pe termen lung și alte active imobilizate (rd.170 + rd.180 + rd.190 + rd.200 + rd.210)	220				
TOTAL ACTIVE IMOBILIZATE (rd.050 + rd.130 + rd.160 + rd.220)	230	4021	11117		
ACTIVE CIRCULANTE					
I. Stocuri					
1. Materiale și obiecte de mică valoare și scurtă durată	240	434	617		
2. Active biologice circulante	250				
3. Producția în curs de execuție	260				
4. Produse și mărfuri	270	8318982	6895348		
5. Avansuri acordate pentru stocuri	280				
Total stocuri (rd.240 + rd.250 + rd.260 + rd.270 + rd.280)	290	8319416	6895965		
II. Creațe curente și alte active circulante					
1. Creațe comerciale curente	300	4555544	17423930		
2. Creațe ale părților afiliate curente	310				
Inclusiv: creațe aferente intereselor de participație	311				
3. Creațe ale bugetului	320	491901	1593996		
4. Creațele ale personalului	330		1452		
5. Alte creațe curente	340				
6. Cheltuieli anticipate curente	350	8082	6076		
7. Alte active circulante	360	1601496	3786977		
Total creațe curente și alte active circulante (rd.300 + rd.310 + rd.320 + rd.330 + rd.340 + rd.350 + rd.360)	370	6667023	22812431		
III. Investiții financiare curente					
1. Investiții financiare curente în părți neafiliate	380				
2. Investiții financiare curente în părți afiliate, total	390				
din care:					
2.1. acțiuni și cote de participație deținute în părțile afiliate	391				
2.2. Împrumuturi acordate părților afiliate	392				
2.3. Împrumuturi acordate aferente intereselor de participație	393				

C.	2.4. alte investiții financiare în părți afiliate	394			
	Total investiții financiare curente (rd.380 + rd.390)	400			
	IV. Numerar și documente bănești	410	13740173	11586107	
	TOTAL ACTIVE CIRCULANTE (rd.290 + rd.370 + rd.400 + rd.410)	420	28726612	41294503	
	TOTAL ACTIVE (rd.230 + rd.420)	430	28730633	41305620	
	P A S I V				
	CAPITAL PROPRIU				
	I. Capital social și neînregistrat				
	1. Capital social	440	5400	5400	
	2. Capital nevărsat	450	()	()	
3. Capital neînregistrat	460				
4. Capital retras	470	()	()		
5. Patrimoniul primit de la stat cu drept de proprietate	480				
Total capital social și neînregistrat (rd.440 + rd.450 + rd.460 + rd.470 + rd.480)	490	5400	5400		
II. Prime de capital					
III. Rezerve					
1. Capital de rezervă	510				
2. Rezerve statutare	520				
3. Alte rezerve	530				
Total rezerve (rd.510 + rd.520 + rd.530)	540				
IV. Profit (pierdere)					
1. Corecții ale rezultatelor anilor precedenți	550	X			
2. Profit nerepartizat (pierdere neacoperită) al anilor precedenți	560	21481849	14484236		
3. Profit net (pierdere netă) al perioadei de gestiune	570	X	10455338		
4. Profit utilizat al perioadei de gestiune	580	X	()		
Total profit (pierdere) (rd.550 + rd.560 + rd.570 + rd.580)	590	21481849	24939574		
V. Rezerve din reevaluare					
VI. Alte elemente de capital propriu					
TOTAL CAPITAL PROPRIU (rd.490 + rd.500 + rd.540 + rd.600 + rd.610)	620	21487249	24944974		
DATORII PE TERMEN LUNG					
1. Credite bancare pe termen lung	630				
2. Împrumuturi pe termen lung	640	76630	76630		
din care:					
2.1. Împrumuturi din emisiunea de obligațiuni	641				
Inclusiv: împrumuturi din emisiunea de obligațiuni convertibile	642				
2.2. alte împrumuturi pe termen lung	643	76630	76630		
3. Datorii comerciale pe termen lung	650				
4. Datorii față de părțile afiliate pe termen lung	660				
Inclusiv: datorii aferente intereselor de participație	661				
5. Avansuri primite pe termen lung	670				
6. Venituri anticipate pe termen lung	680				
7. Alte datorii pe termen lung	690				
TOTAL DATORII PE TERMEN LUNG (rd.630 + rd.640 + rd.650 + rd.660 + rd.670 + rd.680 + rd.690)	700	76630	76630		
DATORII CURENTE					
1. Credite bancare pe termen scurt	710				
2. Împrumuturi pe termen scurt, total	720				

E.	din care:			
	2.1. Împrumuturi din emisiunea de obligațiuni	721		
	Inclusiv: împrumuturi din emisiunea de obligațiuni convertibile	722		
	2.2. alte împrumuturi pe termen scurt	723		
	3. Datorii comerciale curente	730	6729208	15784405
	4. Datorii față de părțile afiliate curente	740		
	Inclusiv: datorii aferente intereselor de participație	741		
	5. Avansuri primite curente	750	336114	349631
	6. Datorii față de personal	760	73257	116957
	7. Datorii privind asigurările sociale și medicale	770		
8. Datorii față de buget	780	300		
9. Datorii față de proprietari	790			
10. Venituri anticipate curente	800			
11. Alte datorii curente	810	27875	33023	
TOTAL DATORII CURENTE (rd.710 + rd.720 + rd.730 + rd.740 + rd.750 + rd.760 + rd.770 + rd.780 + rd.790 + rd.800 + rd.810)	820	7166754	16284016	
PROVIZIOANE				
1. Provizioane pentru beneficiile angajaților	830			
2. Provizioane pentru garanții acordate cumpărătorilor/clientilor	840			
3. Provizioane pentru impozite	850			
4. Alte provizioane	860			
TOTAL PROVIZIOANE (rd.830 + rd.840 + rd.850 + rd.860)	870			
TOTAL PASIVE (rd.620 + rd.700 + rd.820 + rd.870)	880	28730633	41305620	

SITUAȚIA DE PROFIT ȘI PIERDERE

de la 01.01.2020, până la 31.12.2020

Anexa 2

Indicatori	Cod rd.	Perioada de gestiune	
		precedenta	curenta
1	2	3	4
Venituri din vânzări, total	010	56125772	61054881
din care:			
venituri din vânzarea produselor și mărfurilor	011	56125772	61054881
venituri din prestarea serviciilor și executarea lucrărilor	012		
venituri din contracte de construcție	013		
venituri din contracte de leasing	014		
venituri din contracte de microfinanțare	015		
alte venituri din vânzări	016		
Costul vânzării, total	020	44624941	50207602
din care:			
valoarea contabilă a produselor și mărfurilor vândute	021	44624941	50207602
costul serviciilor prestate și lucrărilor executate terților	022		
costuri aferente contractelor de construcție	023		
costuri aferente contractelor de leasing	024		
costuri aferente contractelor de microfinanțare	025		
alte costuri aferente vânzării	026		
Profit brut (pierdere brută) (rd.010 - rd.020)	030	11500831	10847279
Alte venituri din activitatea operațională	040	1954484	1967064
Cheltuieli de distribuție	050	46711	68333
Cheltuieli administrative	060	668046	995848
Alte cheltuieli din activitatea operațională	070	161844	34858
Rezultatul din activitatea operațională: profit (pierdere) (rd.030 + rd.040 - rd.050 - rd.060 - rd.070)	080	12578714	11715304

Venituri financiare, total	090			1752762
din care:				
venituri din interese de participare	091			
inclusiv: veniturile obținute de la părțile afiliate	092			
venituri din dobânzi	093			
inclusiv: veniturile obținute de la părțile afiliate	094			
venituri din alte investiții financiare pe termen lung	095			
inclusiv: veniturile obținute de la părțile afiliate	096			
venituri aferente ajustărilor de valoare privind investițiile financiare pe termen lung și curente	097			
venituri din ieșirea investițiilor financiare	098			
venituri aferente diferențelor de curs valutar și de sumă	099			1752762
Cheltuieli financiare, total	100	20827		1580853
din care:				
cheltuieli privind dobânzile	101			
inclusiv: cheltuielile aferente părților afiliate	102			
cheltuieli aferente ajustărilor de valoare privind investițiile financiare pe termen lung și curente	103			
cheltuieli aferente ieșirii investițiilor financiare	104			
cheltuieli aferente diferențelor de curs valutar și de sumă	105	20827		1580853
Rezultatul: profit (pierdere) financiar(ă) (rd.090 - rd.100)	110	-20827		171909
Venituri cu active immobilizate și excepționale	120			
Cheltuieli cu active immobilizate și excepționale	130			
Rezultatul din operațiuni cu active immobilizate și excepționale: profit (pierdere) (rd.120 - rd.130)	140			
Rezultatul din alte activități: profit (pierdere) (rd.110 + rd.140)	150	-20827		171909
Profit (pierdere) până la impozitare (rd.080 + rd.150)	160	12557887		11887213
Cheltuieli privind impozitul pe venit	170	1543063		1431875
Profit net (pierdere netă) al perioadei de gestiune (rd.160 - rd.170)	180	11014824		10455338

SITUAȚIA MODIFICĂRILOR CAPITALULUI PROPRIU
de la până la

Anexa 3

Nr. din	Indicatori	Cod rd	Sold la începutul perioadei de gestiune	Majorări	Diminuări	Sold la sfârșitul perioadei de gestiune
1	2	3	4	5	6	7
	Capital social și nelregistrat					
	1. Capital social	010				
	2. Capital nevărsat	020	()	()	()	()
	3. Capital nelregistrat	030				
I.	4. Capital retras	040	()	()	()	()
	5. Patrimoniul primit de la stat cu drept de proprietate	050				
	Total capital social și nelregistrat (rd.010 + rd.020 + rd.030 + rd.040 + rd.050)	060				
II.	Prime de capital	070				
	Rezerve					
	1. Capital de rezervă	080				
III.	2. Rezerve statutare	090				
	3. Alte rezerve	100				
	Total rezerve (rd.080 + rd.090 + rd.100)	110				
	Profit (pierdere)					
	1. Corecții ale rezultatelor anilor precedenți	120	X			

IV.	2. Profit nerepartizat (pierdere neacoperită) al anilor precedenți	130				
	3. Profit net (pierdere netă) al perioadei de gestiune	140	X			
	4. Profit utilizat al perioadei de gestiune	150	X	()	()	()
	Total profit (pierdere) (rd.120 + rd.130 + rd.140 + rd.150)	160				
V.	Rezerve din reevaluare	170				
VI.	Alte elemente de capital propriu	180				
	Total capital propriu (rd.060 + rd.070 + rd.110 + rd.160 + rd.170 + rd.180)	190				

SITUAȚIA FLUXURILOR DE NUMERAR
de la până la

Anexa 4

Indicatori	Cod rd	Perioada de gestiune	
		precedentă	curentă
1	2	3	4
Fluxuri de numerar din activitatea operațională			
Încasări din vânzări	010		
Plăți pentru stocuri și servicii procurate	020		
Plăți către angajați și organe de asigurare socială și medicală	030		
Dobânzi plătite	040		
Plata impozitului pe venit	050		
Alte încasări	060		
Alte plăți	070		
Fluxul net de numerar din activitatea operațională (rd.010 - rd.020 - rd.030 - rd.040 - rd.050 + rd.060 - rd.070)	080		
Fluxuri de numerar din activitatea de investiții			
Încasări din vânzarea activelor immobilizate	090		
Plăți aferente intrărilor de active immobilizate	100		
Dobânzi încasate	110		
Dividende încasate	120		
inclusiv: dividende încasate din străinătate	121		
Alte încasări (plăți)	130		
Fluxul net de numerar din activitatea de investiții (rd.090 - rd.100 + rd.110 + rd.120 ± rd.130)	140		
Fluxuri de numerar din activitatea financiară			
Încasări sub formă de credite și împrumuturi	150		
Plăți aferente rambursării creditelor și împrumuturilor	160		
Dividende plătite	170		
inclusiv: dividende plătite nereșidenților	171		
Încasări din operațiuni de capital	180		
Alte încasări (plăți)	190		
Fluxul net de numerar din activitatea financiară (rd.150 - rd.160 - rd.170 + rd.180 ± rd.190)	200		
Fluxul net de numerar total (± rd.080 ± rd.140 ± rd.200)	210		
Diferențe de curs valutar favorabile (nefavorabile)	220		
Sold de numerar la începutul perioadei de gestiune	230		
Sold de numerar la sfârșitul perioadei de gestiune (± rd.210 ± rd.220 + rd.230)	240		

Documente atașate - Notă explicativă (fișierul pdf)

Версия для печати
Сохранить

Расписка 2

Респондент

Фискальный код: 1007600044280, наименование: S.C. OXIVIT-MED S.R.L.

Предоставил отчет: RSE1_21

На фискальный период: A/2020

Дата предоставления: 31.05.2021

Временная метка отчета зарегистрированного в Информационной Системе НБС : 31.05.2021 10:20:49

National Bureau of Statistics (NBS) received the electronic version of the report, sent by you. The data provided is verified by NBS.

Версия для печати
Сохранить

Расписка

Респондент

Фискальный код: 1007600044280, наименование: S.C. OXIVIT-MED S.R.L.

Предоставил отчёт: RSF1_21

На фискальный период: A/2020

Дата предоставления: 31.05.2021

Временная метка отчёта зарегистрированного в Системе Электронной Отчётности и отправленного в Информационную Систему БНС : 31.05.2021 09:44:13

OXIVIT MED

c/f: 1007600044280; adresa: str. Independenței 28-34, or. Chișinău, Republica Moldova
telefon: + 373 22 808002; fax: + 373 22 808003
web: www.oxivit-med.com; e-mail: info@oxivit-med.com

**Către Grupul de lucru pentru evaluarea
licitației publice Nr. ocđs-b3wdp1-MD-1628866063582
din 23 aug 2021, 11:00 - 18 sept 2021, 11:00
din cadrul CAPCS**

Declarație

Prin prezenta, SRL „Oxivit-Med”, declara ca:

- Va înregistra în Registrul de Stat al Dispozitivelor Medicale a Agenției Medicamentului și Dispozitivelor Medicale bunurile contractate pînă la momentul livrării acestora.
- Termenul de valabilitate restant (la momentul livrării) va constitui minim 80% din termenul total al produsului, dar nu mai mic de 12 luni
- Va prezenta mostre, în termen de 5 zile de la solicitarea autorității contractante

_____Kojevnikov Dmitrii

L.Ș.

Certificate of Registration

QUALITY MANAGEMENT SYSTEM - ISO 13485:2016

This is to certify that:

Bard Peripheral Vascular, Inc.
1625 West 3rd Street
Tempe
Arizona
85281
USA

Holds Certificate No:

FM 92806

and operates a Quality Management System which complies with the requirements of ISO 13485:2016 for the following scope:

The design, development, manufacture, and distribution of ePTFE Vascular Grafts with and without carbon, Balloon Expandable Stents, PTA Balloon Catheter, Percutaneous Catheters, Biopsy Needles and Instruments, Disposable Instruments and Breast Localization Wires, Cardiovascular Patches, Endoluminal Devices, Minimally Invasive Delivery Systems and related accessories, Cardiovascular Grafts, Fabrics, Felts, Pledgets, Shunts, Probes, Tapes, Pouches, Vena Cava Recovery Filters, Vena Cava Filter Recovery Cones, Delivery System products and Breast Tissue Markers, High Frequency Electronic Power Supplies and Catheters, Saline Injectors and Inflation Devices.

For and on behalf of BSI:



Carlos Pitanga, Chief Operating Officer Assurance – Americas

Original Registration Date: 2005-01-05

Latest Revision Date: 2018-10-04

Effective Date: 2018-10-04

Expiry Date: 2021-10-03





DECLARATION OF CONFORMITY

Medical Devices

We hereby declare that the distributed CE marked products:

Bard® Fabrics, Felts, Pledgets, Tapes, and Pouches:

Fabrics - Class III

Felts - Class III

Pledgets - Class III

Tapes - Class III

Bard® Parsonnet™ Pulse Generator Pouches - Class IIb

as specified in the annexed Surgical Fabrics Product List, comply with Annex II of the EC Council Directive 93/42/EEC of 14 June 1993 concerning medical devices (MDD 93/42/EEC).

These products are covered by the Full Quality Assurance EC certificate # CE01467 dated December 22, 2006 and first issued on December 5, 1996 by BSI Product Services (Notified Body Number 0086) and the Design Examination Certificate # CE87585 dated 27 January, 2005. The address of the EU Authorized Representative is Bard Limited, Crawley, UK RH11 9BP.

This Declaration of Conformity covers the products specified above, and is valid for all products concerned bearing the CE marking and manufactured at the following site:

Bard Peripheral Vascular, Inc.
P.O. Box 1740
1625 West 3rd Street
Tempe, AZ 85280-1740

Issued at, and under the sole responsibility of,
Bard Peripheral Vascular, Inc.
Tempe, Arizona on October 25, 2007.

A handwritten signature in blue ink, appearing to read "John Van Vleet".

John Van Vleet
Vice President, Regulatory and Clinical Affairs



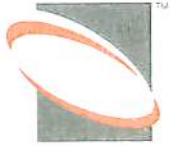
Bard® Fabrics Class III

Item Number	Specials	Product Name	Size (metric)	Size (English)
007942		Bard® Sauvage® Filamentous Fabric	2.5 cm x 10.2 cm	1" x 4"
007943		Bard® Sauvage® Filamentous Fabric	5.1 cm x 5.1 cm	2" x 2"
007944		Bard® Sauvage® Filamentous Fabric	5.1 cm x 10.2 cm	2" x 4"
007828		Bard® Sauvage® Filamentous Fabric	10.2 cm x 10.2 cm	4" X 4"
007829		Bard® Sauvage® Filamentous Fabric	15.2 cm x 15.2 cm	6" X 6"
007940		Bard® Sauvage® Filamentous Fabric	1 cm x 15.2 cm	3/8" x 6"
007937		Bard® DeBakey® Double Velour Fabric	2.5 cm x 10.2 cm	1" x 4"
007939		Bard® DeBakey® Double Velour Fabric	5.1 cm x 10.2 cm	2" x 4"
007826		Bard® DeBakey® Double Velour Fabric	10.2 cm x 10.2 cm	4" X 4"
007827		Bard® DeBakey® Double Velour Fabric	15.2 cm x 15.2 cm	6" X 6"
	S16110001	Bard® DeBakey® Double Velour Fabric	1.9 cm x 2.5 cm	3/4" x 1"
	S16110002	Bard® DeBakey® Double Velour Fabric	27 cm x 36 mm	
	S16110003	Bard® DeBakey® Double Velour Fabric	2.2 cm x 3 cm	7/8" x 1 3/16"
007830		Bard® DeBakey® Elastic Knit Fabric	10.2 cm x 10.2 cm	4" X 4"
007831		Bard® DeBakey® Elastic Knit Fabric	15.2 cm x 15.2 cm	6" x 6"
	S16106002	Bard® DeBakey® Elastic Knit Fabric	5.1 cm x 5.1 cm	2" x 2"
007957		Bard® DeBakey® Woven Fabric	5.1 cm x 10.2 cm	2" x 4"
007955		Bard® DeBakey® Woven Fabric	10.2 cm x 10.2 cm	4" x 4"
007956		Bard® DeBakey® Woven Fabric	15.2 cm x 15.2 cm	6" x 6"
007979		Bard® Edwards Outflow Tract Fabric	5.1 cm x 10.2 cm	2" x 4"
007834		Bard® Edwards Outflow Tract Fabric	10.2 cm x 10.2 cm	4" x 4"
007835		Bard® Edwards Outflow Tract Fabric	15.2 cm x 15.2 cm	6" x 6"



**Bard® Felts
Class III**

Item Number	Specials	Product Name	Size (metric)	Size (English)
007975		Bard® PTFE Felt	1.3 cm x 10.2 cm	1/2" x 4"
007973		Bard® PTFE Felt	2.5 cm x 2.5 cm	1" x 1"
007968		Bard® PTFE Felt	2.5 cm x 10.2 cm	1" x 4"
007976		Bard® PTFE Felt	2.5 cm x 15.2 cm	1" x 6"
007974		Bard® PTFE Felt	6 mm x 5.1 cm	1/4" x 2"
007977		Bard® PTFE Felt	5.1 cm x 5.1 cm	2" x 2"
007836		Bard® PTFE Felt	10.2 cm x 10.2 cm	4" X 4"
007837		Bard® PTFE Felt	15.2 cm x 15.2 cm	6" X 6"
	S13075005	Bard® PTFE Felt	15.2 cm x 20.3 cm	6" X 8"
	S13075039	Bard® PTFE Felt	4 cm x 20 cm	
	S13075008	Bard® PTFE Felt	1.3 cm x 7.6 cm	1/2" x 3"
	S13075015	Bard® PTFE Felt	1.5 cm x 10.2 cm	
007018		Bard® PTFE Felt (Thick)	1 cm x 15.2 cm	3/8" x 6"
007019		Bard® PTFE Felt (Thick)	2.5 cm x 2.5 cm	1" x 1"
007958		Bard® PTFE Felt (Thick)	10.2 cm x 10.2 cm	4" x 4"
007959		Bard® PTFE Felt (Thick)	15.2 cm x 15.2 cm	6" X 6"
007021		Bard® Low Porosity PTFE Felt	2.5 cm x 2.5 cm	1" x 1"
007838		Bard® Low Porosity PTFE Felt	10.2 cm x 10.2 cm	4" x 4"
007839		Bard® Low Porosity PTFE Felt	15.2 cm x 15.2 cm	6" X 6"
	S13080001	Bard® Low Porosity PTFE Felt	2.5 cm x 2.5 cm	1" X 1"
	S13080003	Bard® Low Porosity PTFE Felt	2.5 cm x 7.6 cm	1" X 3"
008972		Bard® Polyester Felt	15.2 cm x 15.2 cm	6" X 6"
	S16077001	Bard® Polyester Felt	2.5 cm x 7.6 cm	1" X 3"
	S16077002	Bard® Polyester Felt	2.5 cm x 2.5 cm	1" X 1"
	S16077003	Bard® Polyester Felt	4 cm x 20 cm	



Bard® Pledgets Class III

Item Number	Specials	Product Name	Size (metric)	Size (English)
007970		Bard® PTFE Felt Pledget (Rectangle)	4.8 mm x 6 mm	3/16" x 1/4"
007963		Bard® PTFE Felt Pledget (Rectangle)	9.5 mm x 4.8 mm	3/8" x 3/16"
	S13075023	Bard® PTFE Felt Pledget (Rectangle)	5 mm x 1.5 cm	
	S13075012	Bard® PTFE Felt Pledget (Rectangle)	6 mm x 12.7 mm	1/4" x 1/2"
	S13075013	Bard® PTFE Felt Pledget (Rectangle)	9.5 mm x 12.7 mm	3/8" x 1/2"
	S13075017	Bard® PTFE Felt Pledget (Rectangle)	4.75 mm x 10 mm	
	S13075026	Bard® PTFE Felt Pledget (Rectangle)	4 mm x 6mm	5/32" x 1/4"
	S13075027	Bard® PTFE Felt Pledget (Rectangle)	6 mm x 4.8 mm	1/4" x 3/16"
007965		Bard® PTFE Felt Pledget (Square)	6 mm x 6 mm	1/4" x 1/4"
007972		Bard® PTFE Felt Pledget (Square)	7.9 mm x 7.9 mm	5/16" x 5/16"
	S13075029	Bard® PTFE Felt Pledget (Square)	3 mm x 3 mm	
	S13075038	Bard® PTFE Felt Pledget (Square)	6 mm x 6 mm	1/4" x 1/4"
007984		Bard® PTFE Felt Pledget (Round)	4.8 mm	3/16"
	S13075021	Bard® PTFE Felt Pledget (Round)	6 mm	1/4"
007969		Bard® PTFE Felt Pledget (Oval)	4.8 mm x 6 mm	3/16" x 1/4"
	S13075040	Bard® PTFE Felt Pledget (Oval)	9.5 mm x 7.9 mm	3/8" x 5/16"
007971		Bard® PTFE Felt Pledget, Thick (Round)	6 mm	1/4"
	007020	Bard® PTFE Felt Pledget, Thick (Round)	9.5 mm x 4.8 mm	3/8" x 3/16"
	S13075018	Bard® PTFE Donut/Pledget (2-piece Item)	Donut: 2.2 cm Pledget: 6mm x 6 mm	Donut: 7/8" Pledget: 1/4" x 1/4"



**Bard® Tapes
Class III**

Item Number	Specials	Product Name	Size (metric)	Size (English)
007913		Bard® PTFE Braided Tape	2 mm x 61 cm	1/16" x 24"
007914		Bard® PTFE Braided Tape	4 mm x 61 cm	3/16" x 24"
007917		Bard® PTFE Braided Tape	2 mm x 91.4 cm	1/16" x 36"
007918		Bard® PTFE Braided Tape	4 mm x 91.4 cm	3/16" x 36"
007915		Bard® Polyester Braided Tape	3 mm x 61 cm	1/8" x 24"
007916		Bard® Polyester Braided Tape	3 mm x 91.4 cm	1/8" x 36"

**Bard® Pouches
Class IIb**

Item Number	Specials	Product Name	Size (metric)	Size (English)
002904		Bard® Parsonnet™ Pulse Generator Pouch	Small	Small
002905		Bard® Parsonnet™ Pulse Generator Pouch	Large	Large
002906		Bard® Parsonnet™ Pulse Generator Pouch	X-Large	X-Large
	S16056001	Bard® Parsonnet™ Pulse Generator Pouch	Special	Special

TRUE DILATATION™

Balloon Valvuloplasty Catheter

Bard Peripheral Vascular

2014 PRODUCT LIST

CONQUEST® 40

PTA Dilatation Catheter

ATLAS® GOLD

PTA Dilatation Catheter

SIDEKICK®

Support Catheter

BARD®

Snare Retrieval Kit

DENALI®

Vena Cava Filter

USHER®

Support Catheter

VIDA™

PTV Dilatation Catheter

POWERPORT® CLEARVUE®

Implantable Port

BARD

PERIPHERAL VASCULAR

TERMS AND CONDITIONS OF SALE

The following terms and conditions of sale constitute an integral part of this Bard Peripheral Vascular, Inc. ("BPV") product price list (the "Price List") and are applicable to all purchase orders. All prices and terms are subject to change.

I. Acceptance of Purchase Orders

All purchase orders are subject to acceptance at BPV's customer service department located in Tempe, Arizona and will be deemed accepted only when confirmed in writing or upon BPV's commencement of performance. For convenience, customers may place purchase orders or make inquiries (between the hours of 6:00 a.m. – 4:30 p.m. Arizona Time, Monday – Friday, exclusive of all federal and state holidays) by calling toll free at 1-800-321-4254 or by toll free fax at 1-800-440-5376.

Mail purchase orders to:

Bard Peripheral Vascular, Inc.
P.O. Box 1740
Tempe, AZ 85280-1740
Attn: Customer Service

II. Payment Terms

Payment is due no later than 30 days from the date of the invoice.

III. Additional Charges

All applicable excise, sales, or other taxes will be invoiced to customer and are not included in product prices.

IV. Shipping and Related Charges

Standard Shipments: Terms of sale on all purchase orders are F.O.B. shipping point. Each purchase order will incur a shipping and handling charge of \$30.00. All shipments of product will be placed with the carrier for requested 2-day delivery.

Expedited Shipments: Customers requiring expedited delivery will be invoiced for the charge associated with the expedited delivery, but not less than \$40.00.

Shipping Damage: Although BPV takes special care in the packaging of its products, damage may occur in transit. All products must be inspected and any damage noted on the freight bill and reported to the carrier, upon receipt of product. Although BPV's responsibility for damage ceases upon deposit with carrier, BPV may extend assistance in helping customers settle damage claims.

V. Return Goods and Allowance Policy

Return Authorization/Repairs: Customer must obtain a return authorization number from BPV before any BPV product can be returned for repair, replacement, refund, or credit. To obtain a return authorization number, customer must provide BPV with: (1) the BPV catalog number and quantity of BPV product to be returned; (2) the reason for the return/repair; (3) a description of the BPV product being returned for repair; (4) the name and telephone number of a customer contact who may be called if BPV requires further information; and (5) at least one of the following: (i) the applicable customer purchase order number; (ii) the applicable BPV invoice number; or (iii) the applicable BPV product lot or serial number. A purchase order is required for all repairs even in situations where there is no charge. If the BPV product to be repaired is covered by a written limited product warranty, a copy of the original invoice must be sent with the BPV product. The cost of any repair not covered by a written limited product warranty must be paid by the customer.

Non-Returnable Products: Customer is not entitled to return, and is not eligible to receive repair, replacement, refund, or credit for any BPV product described below (collectively, "Non-Returnable Products"):

- product damaged in transit;
- product shipped in error and returned more than 30 days after the date of the applicable BPV invoice (unless such product is subject to a recall arising out of the negligent acts or omissions of BPV (a "Qualified Recall"));
- non-defective product returned in a quantity less than BPV's original unit of sale;
- non-defective product returned more than 90 days after date of applicable BPV invoice (unless part of a Qualified Recall);
- defective product returned after expiration of the applicable warranty period (unless part of a Qualified Recall);
- product sold non-sterile that has been subjected to sterilization processing;
- product sold for single use that has been re-used or re-processed;
- product that has been altered, further manufactured, packaged, processed, abused, or misused;
- product that has been adjusted or repaired by anyone other than BPV or a person or entity authorized in writing by BPV; or
- product that is a "custom" device unless such product is defective for a reason other than manufacture to customer's specifications.

Authorized Return Products and Freight Charges: With regard to those BPV products (other than Non-Returnable Products) for which customer has obtained a return authorization number, BPV will accept returns of such products if they are: (1) determined by BPV to be defective and returned within the applicable warranty period; (2) not defective, in saleable condition and returned within 90 days of the corresponding BPV invoice date; (3) subject to a Qualified Recall; or (4) returned within 30 days of the corresponding BPV invoice date and represent product shipped in error by BPV (such products, collectively, "Authorized Return Products"). All Authorized Return Products must be returned freight prepaid by customer. Any Authorized Return Product returned freight collect will be refused by BPV and returned to customer at its expense. BPV will, at its option, refund or credit customer for all freight charges incurred in connection with returning to BPV any Authorized Return Product.

Allowance Schedule for Authorized Return Products: For those Authorized Return Products that BPV has elected to provide a refund or credit, BPV will pay a refund or issue a credit to customer within 30 days of BPV's receipt of the Authorized Return Product, based on the original purchase price, in accordance with the following:

Condition	Credit
Defective product returned within the applicable product warranty period	Full Credit*
Non-defective product returned in saleable condition within 45 days of corresponding BPV invoice date	Full Credit*
Non-defective product returned in saleable condition within 46-90 days of corresponding BPV invoice date	Full Credit* minus 20% reprocessing charge (minimum \$10.00 charge)
Product shipped in error by BPV and returned in saleable condition within 30 days of corresponding BPV invoice date	Full Credit*
Product subject to a Qualified Recall	Full Credit*

*Less any credits issued by BPV to customer with respect to such product.

VI. Confidentiality

Customer will not disclose to any third party these terms and conditions, including the Price List, or any other information provided by BPV to customer, without BPV's prior written approval, except as may be required by law or by lawful order of any applicable government agency.

VII. Limited Product Warranty; Disclaimer and Limitation of Liability

BPV warrants to the original purchaser that each BPV product set forth in the Price List will be free from defects in material and workmanship for the period set forth in the labeling of the particular BPV product or, if no such period is set forth in the labeling, for a period of one (1) year from the date of purchase. Defective BPV product may be returned to BPV for repair, replacement, refund or credit, at BPV's option, in accordance with BPV's return goods and allowance policy. Any alteration, abuse, misuse, further manufacture, packaging, processing, adjustment or repair by any person or entity other than BPV or a person or entity authorized in writing by BPV shall void this limited product warranty ab initio. THIS LIMITED PRODUCT WARRANTY IS IN LIEU OF ALL OTHER WARRANTIES, EXPRESS OR IMPLIED, INCLUDING WITHOUT LIMITATION, ANY WARRANTY OF MERCHANTABILITY OR FITNESS FOR A PARTICULAR PURPOSE. THE LIABILITY AND REMEDY STATED IN THIS LIMITED PRODUCT WARRANTY WILL BE THE SOLE LIABILITY OF BPV, AND REMEDY AVAILABLE TO CUSTOMER, FOR BPV PRODUCTS WHETHER IN CONTRACT, TORT (INCLUDING NEGLIGENCE) OR OTHERWISE, AND BPV WILL NOT BE LIABLE TO CUSTOMER FOR ANY INDIRECT, INCIDENTAL, SPECIAL OR CONSEQUENTIAL DAMAGES ARISING OUT OF THE HANDLING OR USE OF BPV PRODUCTS EVEN IF BPV HAS BEEN ADVISED OF THE POSSIBILITY OR LIKELIHOOD OF SUCH DAMAGES. IN NO EVENT WILL BPV BE LIABLE FOR ANY CLAIM, LOSS OR DAMAGE ARISING OUT OF OR RELATING TO, IN WHOLE OR IN PART, ANY PURCHASE ORDER, THESE TERMS AND CONDITIONS OF SALE, OR ANY BPV PRODUCT, WHETHER IN CONTRACT, TORT, NEGLIGENCE OR OTHERWISE, IN EXCESS OF THE AMOUNT PAID BY CUSTOMER TO BPV PURSUANT TO THE PURCHASE ORDER TO WHICH SUCH CLAIM, LOSS OR DAMAGE RELATES.

VIII. Product Changes

All products and product specifications identified in the Price List are based upon the information available to BPV at the time of publication. BPV reserves the right to discontinue any product or to change any product specifications without notice.

IX. Termination

Any customer purchase order may be terminated by BPV as follows: (1) upon 30 days' prior written notice to customer; (2) effective immediately, if customer commits a material breach of any provision of the purchase order or these terms and conditions and such breach continues for a period of 30 days following written notice; or (3) effective immediately, if the customer files, or has filed against it, a petition for voluntary or involuntary bankruptcy or pursuant to any other insolvency law or makes or seeks to make a general assignment for the benefit of its creditors or applies for or consents to the appointment of a trustee, receiver, or custodian for its or a substantial part of its property.

X. Force Majeure

BPV will not be liable for its failure to perform, or any delay in performance, due to strikes, fire, explosion, flood, riot, lock out, injunction, interruption of transportation, unavoidable accidents, acts of government or a public enemy, terrorism, inability to obtain supplies at reasonable prices, or any other causes beyond its control.

XI. Choice of Law

These terms and conditions shall be governed by and construed in accordance with the laws of the State of Arizona as applicable to contracts made and to be performed in that state, without regard to conflicts of laws principles.

XII. General

NONE OF THE FOREGOING TERMS AND CONDITIONS MAY BE MODIFIED EXCEPT UPON BPV'S EXPRESS WRITTEN CONSENT STATING THAT IT IS AN AMENDMENT OR MODIFICATION THERETO.

In the event of any inconsistency between these terms and conditions of sale and those contained in any purchase order, purchase order release, confirmation, acceptance, or any similar document, these terms and conditions of sale shall prevail.

These terms and conditions of sale constitute the entire understanding between BPV and customer and supersede all prior terms and conditions of sale published by BPV, in each case, related to the subject matter hereof.

U.S. Vascular Table of Contents

ANGIOPLASTY

ATLAS® PTA Balloon Dilatation Catheters	4
ATLAS® GOLD PTA Balloon Dilatation Catheters	5-6
CALIBER® Inflation Device	7
CONQUEST® PTA Balloon Dilatation Catheters	8-9
CONQUEST® 40 PTA Balloon Dilatation Catheters	10-11
DORADO® PTA Balloon Dilatation Catheters	12-15
RIVAL® PTA Balloon Dilatation Catheters	16-17
ULTRAVERSE® 014 PTA Balloon Dilatation Catheters	18-19
ULTRAVERSE® 018 PTA Balloon Dilatation Catheters	20-24
ULTRAVERSE® RX PTA Balloon Dilatation Catheters	25-27
VASCUTRAK® PTA Balloon Dilatation Catheters	28-31

CARDIOVASCULAR PATCHES, FABRICS, FELTS AND PLEDGETS

Cardiovascular Patches - ePTFE	32
Fabrics - Polyester and PTFE	32
Felts - PTFE and Polyester	33
Pledgets - PTFE	33

CAROTID SHUNTS

Carotid Shunts	34
--------------------------	----

CENTRAL VENOUS CATHETERS

BROVIAC® Central Venous Catheters	35
BROVIAC® Central Venous Catheter Repair Kits	35
GROSHONG® Central Venous Catheters	36
GROSHONG® Central Venous Catheter Repair Kits	36
GROSHONG® Central Venous Catheter Replacement Connectors	36
GROSHONG® Central Venous Catheter Additional Accessories	36
HICKMAN® Central Venous Catheters	37
HICKMAN® TRIFUSION® Central Venous Catheters	37
HICKMAN® Central Venous Catheter Repair Kits	38
HICKMAN® / LEONARD® Central Venous Catheter Repair Kit	38
HICKMAN® Central Venous Catheter Additional Accessories	38
LEONARD® Central Venous Catheters	39
LEONARD® Central Venous Catheter Repair Kit	39
POWERHICKMAN® Central Venous Catheter	40
POWERLINE® Central Venous Catheter	40
Catheter Clamp	41
PTFE Peel-Apart Introducers	41
Tunneler for HICKMAN® / BROVIAC® / LEONARD®	41

CTO CATHETERS

CROSSER® CTO Recanalization Catheters	42
---	----

CTO SUPPORT CATHETERS AND GUIDEWIRES

PORTER® Guidewires	43
SIDEKICK® Support Catheters	43
USHER® Support Catheters	43

CROSSING SUPPORT CATHETERS

SEEKER® Crossing Support Catheters	44
--	----

U.S. Vascular Table of Contents

HEMODIALYSIS CATHETERS (LONG-TERM)

DECATHLON® DF Long-Term Hemodialysis Catheter with AIRGUARD® Valved Introducer	45
DUET® Long-Term Hemodialysis Catheter with AIRGUARD® Valved Introducer	45
DUET® Repair Kit	45
EQUISTREAM® Catheter with AIRGUARD® Valved Introducer	46
EQUISTREAM® XK Catheter with AIRGUARD® Valved Introducer	46
GLIDEPATH™ Long-Term Hemodialysis Catheter with AIRGUARD® Valved Introducer	47
HEMOSPLIT® Catheter with AIRGUARD® Valved Introducer	48
HEMOSPLIT® XK Catheter with AIRGUARD® Valved Introducer	49
HEMOSPLIT® / HEMOSPLIT® XK Tunnelers	49
HEMOSSTAR® Catheter with AIRGUARD® Valved Introducer	50
HEMOSSTAR® XK Catheter with AIRGUARD® Valved Introducer	50
RELIANCE XK™ Long-Term Hemodialysis Catheter with AIRGUARD® Valved Introducer	51
RETRO® Long-Term Hemodialysis Catheter	52
RETRO® Repair Kit	52
RETRO® Alternative Tunneled	52
SOFT-CELL® Catheter	52
SOFT-CELL® Tunnelers	52
AIRGUARD® Valved Introducer	53
Guidewires	53
Hemodialysis Catheter Additional Accessories	53

PORTS (NON-POWER)

M.R.I.® Dual Lumen Implantable Port	54
M.R.I.® Hard-Base Implantable Port	54
M.R.I.® Implantable Port	54
M.R.I.® Low Profile Implantable Port	55
M.R.I.® Ultra SLIMPORT® Implantable Port	55
Peritoneal Port	55
SLIMPORT® Dual Lumen ROSENBLATT® Implantable Port	55
Titanium DOME™ Implantable Port	56
Titanium Implantable Port	56
Titanium SLIMPORT® Implantable Port	56
X-PORT™ Duo Implantable Port	57
X-PORT™ Implantable Port	57
X-PORT™ Inline Duo Implantable Port	57
X-PORT™ isp Implantable Port	57

PORTS (POWER)

POWERPORT® CLEARVUE® isp Implantable Port	58
POWERPORT® CLEARVUE® Slim Implantable Port	58
POWERPORT® Implantable Port	59
POWERPORT® isp Implantable Port	59
POWERPORT® M.R.I.® Duo Implantable Port	60
POWERPORT® M.R.I.® Implantable Port	60
POWERPORT® M.R.I.® isp Implantable Port	60
POWERPORT® Slim Implantable Port	61
POWERPORT® VUE® isp Implantable Port	61
POWERPORT® VUE® M.R.I. Implantable Port	61

U.S. Vascular Table of Contents

STENTS & STENT GRAFTS

E•LUMINEXX® Vascular Stents	62-63
FLAIR® Endovascular Stent Grafts	64
LIFESTAR™ Vascular Stents	65-66
LIFESTENT® and LIFESTENT® XL Vascular Stent Systems	67
LIFESTENT® SOLO™ Vascular Stent Systems	68

SURGICAL GRAFTS

AV Access Specialty Grafts

VECTRA® Revision Grafts	69
VECTRA® Vascular Access Grafts	69
VENAFLO® II Vascular Grafts	70

CARBOFLO® and ePTFE Grafts

CARBOFLO® Vascular Grafts	71-73
IMPRA® Vascular Grafts	74-78

Peripheral Vascular Specialty Grafts

DISTAFLO® Bypass Grafts	79
DISTAFLO® Mini Cuff Bypass Grafts	79
DYNAFLO® Bypass Grafts	79

Tunneler Sets and Accessories

AV Sheath Tunneler Set	80
AV Sheath Tunneler Replacement Parts and Tips	80
Bi-Directional Tunneler Accessories	81
Bi-Directional Tunneler Replacement Tips	81
Kelly-Wick Tunneler Replacement Parts and Tips	81
PV Sheath Tunneler Set	82

TAPES AND POUCHES

PTFE and Polyester Braided Tapes and Pouches	83
--	----

VALVULOPLASTY - AORTIC

TRUE DILATATION™ Balloon Valvuloplasty Catheters	84
--	----

VALVULOPLASTY - PULMONARY

VIDA® PTV Balloon Dilatation Catheters	85
--	----

VASCULAR PROBES

Vascular Probes	86
---------------------------	----

VENA CAVA FILTERS

BARD® Snare Retrieval Kit	87
DENALI® Filter System	87
Individual Delivery Sheath / Dilator Sets for SIMON NITINOL® Filter	87
RECOVERY CONE® Removal System	87
SIMON NITINOL® Filter System	87

ANGIOPLASTY

ATLAS® PTA* Balloon Dilatation Catheters

PRODUCT CODE	BALLOON		SHAFT LENGTH (CM)	NOMINAL PRESSURE (ATM)	RATED BURST PRESSURE (ATM)	SHEATH SIZE (F)	UNITS/EACH
	DIAMETER (MM)	LENGTH (CM)					
AT75122	12	2	75	6	18	7	1
AT120122	12	2	120	6	18	7	1
AT75124	12	4	75	6	18	7	1
AT120124	12	4	120	6	18	7	1
AT75126	12	6	75	6	18	7	1
AT75142	14	2	75	6	18	7	1
AT120142	14	2	120	6	18	7	1
AT75144	14	4	75	6	18	7	1
AT120144	14	4	120	6	18	7	1
AT75146	14	6	75	6	18	8	1
AT75162	16	2	75	6	18	8	1
AT120162	16	2	120	6	18	8	1
AT75164	16	4	75	6	18	8	1
AT120164	16	4	120	6	18	8	1
AT75166	16	6	75	6	16	8	1
AT75182	18	2	75	6	16	8	1
AT120182	18	2	120	6	16	8	1
AT75184	18	4	75	6	16	8	1
AT120184	18	4	120	6	16	8	1
AT75186	18	6	75	6	16	9	1
AT75202	20	2	75	6	16	9	1
AT120202	20	2	120	6	16	9	1
AT75204	20	4	75	6	16	9	1
AT120204	20	4	120	6	16	9	1
AT75222	22	2	75	4	14	10	1
AT75224	22	4	75	4	14	10	1
AT75242	24	2	75	4	14	10	1
AT75244	24	4	75	4	14	10	1
AT75262	26	2	75	4	12	12	1
AT75264	26	4	75	4	12	12	1

0.035" guidewire compatible

*Percutaneous Transluminal Angioplasty

ANGIOPLASTY

ATLAS® GOLD PTA* Balloon Dilatation Catheters

PRODUCT CODE	BALLOON		SHAFT LENGTH (CM)	NOMINAL PRESSURE (ATM)	RATED BURST PRESSURE (ATM)	SHEATH SIZE (F)	UNITS/EACH
	DIAMETER (MM)	LENGTH (CM)					
ATG80122	12	2	80	6	18	7	1
ATG120122	12	2	120	6	18	7	1
ATG80124	12	4	80	6	18	7	1
ATG120124	12	4	120	6	18	7	1
ATG80126	12	6	80	6	18	7	1
ATG120126	12	6	120	6	18	7	1
ATG80142	14	2	80	6	18	7	1
ATG120142	14	2	120	6	18	7	1
ATG80144	14	4	80	6	18	7	1
ATG120144	14	4	120	6	18	7	1
ATG80146	14	6	80	6	18	8	1
ATG120146	14	6	120	6	18	8	1
ATG80162	16	2	80	6	18	8	1
ATG120162	16	2	120	6	18	8	1
ATG80164	16	4	80	6	18	8	1
ATG120164	16	4	120	6	18	8	1
ATG80166	16	6	80	6	16	8	1
ATG120166	16	6	120	6	16	8	1
ATG80182	18	2	80	6	16	8	1
ATG120182	18	2	120	6	16	8	1
ATG80184	18	4	80	6	16	8	1
ATG120184	18	4	120	6	16	8	1
ATG80186	18	6	80	6	16	9	1
ATG120186	18	6	120	6	16	9	1

0.035" guidewire compatible

*Percutaneous Transluminal Angioplasty

ANGIOPLASTY

ATLAS® GOLD PTA* Balloon Dilatation Catheters

PRODUCT CODE	BALLOON		SHAFT LENGTH (CM)	NOMINAL PRESSURE (ATM)	RATED BURST PRESSURE (ATM)	SHEATH SIZE (F)	UNITS/EACH
	DIAMETER (MM)	LENGTH (CM)					
ATG80202	20	2	80	6	16	9	1
ATG120202	20	2	120	6	16	9	1
ATG80204	20	4	80	6	16	9	1
ATG120204	20	4	120	6	16	9	1
ATG80222	22	2	80	4	14	10	1
ATG120222	22	2	120	4	14	10	1
ATG80224	22	4	80	4	14	10	1
ATG120224	22	4	120	4	14	10	1
ATG80242	24	2	80	4	14	10	1
ATG120242	24	2	120	4	14	10	1
ATG80244	24	4	80	4	14	10	1
ATG120244	24	4	120	4	14	10	1
ATG80262	26	2	80	4	12	12	1
ATG120262	26	2	120	4	12	12	1
ATG80264	26	4	80	4	12	12	1
ATG120264	26	4	120	4	12	12	1

0.035" guidewire compatible

*Percutaneous Transluminal Angioplasty

ANGIOPLASTY

CALIBER® Inflation Device

PRODUCT CODE	DESCRIPTION	UNITS/CASE
CL3030	(Sterile - Disposable with 30 cc barrel)	6

ANGIOPLASTY

CONQUEST® PTA* Balloon Dilatation Catheters

PRODUCT CODE	BALLOON		SHAFT LENGTH (CM)	NOMINAL PRESSURE (ATM)	RATED BURST PRESSURE (ATM)	SHEATH SIZE (F)	UNITS/EACH
	DIAMETER (MM)	LENGTH (CM)					
CQ5052	5	2	50	8	30	6	1
CQ7552	5	2	75	8	30	6	1
CQ12054	5	2	120	8	30	6	1
CQ5054	5	4	50	8	30	6	1
CQ7554	5	4	75	8	30	6	1
CQ5058	5	8	50	8	27	6	1
CQ7558	5	8	75	8	27	6	1
CQ5062	6	2	50	8	30	6	1
CQ7562	6	2	75	8	30	6	1
CQ12062	6	2	120	8	30	6	1
CQ5064	6	4	50	8	30	6	1
CQ7564	6	4	75	8	30	6	1
CQ12064	6	4	120	8	30	6	1
CQ5068	6	8	50	8	27	6	1
CQ7568	6	8	75	8	27	6	1
CQ5072	7	2	50	8	30	6	1
CQ7572	7	2	75	8	30	6	1
CQ12072	7	2	120	8	30	6	1
CQ5074	7	4	50	8	30	6	1
CQ7574	7	4	75	8	30	6	1
CQ12074	7	4	120	8	30	6	1
CQ5076	7	6	50	8	27	6	1
CQ7576	7	6	75	8	27	6	1
CQ5078	7	8	50	8	27	6	1
CQ7578	7	8	75	8	27	6	1
CQ5082	8	2	50	8	27	6	1
CQ7582	8	2	75	8	27	6	1
CQ12082	8	2	120	8	27	6	1
CQ5083	8	3	50	8	27	6	1
CQ7583	8	3	75	8	27	6	1
CQ5084	8	4	50	8	27	6	1
CQ7584	8	4	75	8	27	6	1
CQ12084	8	4	120	8	27	6	1
CQ5086	8	6	50	8	25	6	1
CQ7586	8	6	75	8	25	6	1
CQ5088	8	8	50	8	25	6	1
CQ7588	8	8	75	8	25	6	1

0.035" guidewire compatible

*Percutaneous Transluminal Angioplasty

ANGIOPLASTY

CONQUEST® PTA* Balloon Dilatation Catheters

PRODUCT CODE	BALLOON		SHAFT LENGTH (CM)	NOMINAL PRESSURE (ATM)	RATED BURST PRESSURE (ATM)	SHEATH SIZE (F)	UNITS/EACH
	DIAMETER (MM)	LENGTH (CM)					
CQ5092	9	2	50	8	26	7	1
CQ7592	9	2	75	8	26	7	1
CQ5094	9	4	50	8	26	7	1
CQ7594	9	4	75	8	26	7	1
CQ12094	9	4	120	8	26	7	1
CQ75102	10	2	75	8	24	7	1
CQ75104	10	4	75	8	24	7	1
CQ120104	10	4	120	8	24	7	1
CQ75122	12	2	75	8	20	8	1
CQ75124	12	4	75	8	20	8	1

0.035" guidewire compatible

*Percutaneous Transluminal Angioplasty

ANGIOPLASTY

CONQUEST® 40 PTA* Balloon Dilatation Catheters

PRODUCT CODE	BALLOON		SHAFT LENGTH (CM)	NOMINAL PRESSURE (ATM)	RATED BURST PRESSURE (ATM)	SHEATH SIZE (F)	UNITS/EACH
	DIAMETER (MM)	LENGTH (CM)					
CQF5042	4	2	50	8	40	6	1
CQF7542	4	2	75	8	40	6	1
CQF5044	4	4	50	8	40	6	1
CQF7544	4	4	75	8	40	6	1
CQF5046	4	6	50	8	40	6	1
CQF7546	4	6	75	8	40	6	1
CQF5048	4	8	50	8	40	6	1
CQF7548	4	8	75	8	40	6	1
CQF50410	4	10	50	8	40	6	1
CQF75410	4	10	75	8	40	6	1
CQF5052	5	2	50	8	40	6	1
CQF7552	5	2	75	8	40	6	1
CQF5054	5	4	50	8	40	6	1
CQF7554	5	4	75	8	40	6	1
CQF5056	5	6	50	8	40	6	1
CQF7556	5	6	75	8	40	6	1
CQF5058	5	8	50	8	40	6	1
CQF7558	5	8	75	8	40	6	1
CQF50510	5	10	50	8	40	6	1
CQF75510	5	10	75	8	40	6	1
CQF5062	6	2	50	8	40	6	1
CQF7562	6	2	75	8	40	6	1
CQF5064	6	4	50	8	40	6	1
CQF7564	6	4	75	8	40	6	1
CQF5066	6	6	50	8	40	6	1
CQF7566	6	6	75	8	40	6	1
CQF5068	6	8	50	8	40	6	1
CQF7568	6	8	75	8	40	6	1
CQF50610	6	10	50	8	40	6	1
CQF75610	6	10	75	8	40	6	1

0.035" guidewire compatible

*Percutaneous Transluminal Angioplasty

ANGIOPLASTY

CONQUEST® 40 PTA* Balloon Dilatation Catheters

PRODUCT CODE	BALLOON		SHAFT LENGTH (CM)	NOMINAL PRESSURE (ATM)	RATED BURST PRESSURE (ATM)	SHEATH SIZE (F)	UNITS/EACH
	DIAMETER (MM)	LENGTH (CM)					
CQF5072	7	2	50	8	40	6	1
CQF7572	7	2	75	8	40	6	1
CQF5074	7	4	50	8	40	6	1
CQF7574	7	4	75	8	40	6	1
CQF5076	7	6	50	8	40	6	1
CQF7576	7	6	75	8	40	6	1
CQF5078	7	8	50	8	40	6	1
CQF7578	7	8	75	8	40	6	1
CQF50710	7	10	50	8	40	6	1
CQF75710	7	10	75	8	40	6	1
CQF5082	8	2	50	8	40	6	1
CQF7582	8	2	75	8	40	6	1
CQF5083	8	3	50	8	40	6	1
CQF7583	8	3	75	8	40	6	1
CQF5084	8	4	50	8	40	6	1
CQF7584	8	4	75	8	40	6	1
CQF5086	8	6	50	8	35	6	1
CQF7586	8	6	75	8	35	6	1
CQF5088	8	8	50	8	35	6	1
CQF7588	8	8	75	8	35	6	1
CQF50810	8	10	50	8	35	6	1
CQF75810	8	10	75	8	35	6	1
CQF5092	9	2	50	8	35	7	1
CQF7592	9	2	75	8	35	7	1
CQF5094	9	4	50	8	35	7	1
CQF7594	9	4	75	8	35	7	1
CQF5098	9	8	50	8	35	7	1
CQF7598	9	8	75	8	35	7	1
CQF75102	10	2	75	8	35	7	1
CQF75104	10	4	75	8	35	7	1
CQF75108	10	8	75	8	35	7	1
CQF75122	12	2	75	8	30	8	1
CQF75124	12	4	75	8	30	8	1

0.035" guidewire compatible

*Percutaneous Transluminal Angioplasty

ANGIOPLASTY

DORADO® PTA* Balloon Dilatation Catheters

PRODUCT CODE	BALLOON		SHAFT LENGTH (CM)	NOMINAL PRESSURE (ATM)	RATED BURST PRESSURE (ATM)	SHEATH SIZE (F)	UNITS/EACH
	DIAMETER (MM)	LENGTH (CM)					
DR8032	3	2	80	8	24	5	1
DR13532	3	2	135	8	24	5	1
DR8034	3	4	80	8	24	5	1
DR13534	3	4	135	8	24	5	1
DR80310	3	10	80	8	24	5	1
DR135310	3	10	135	8	24	5	1
<hr/>							
DR4042	4	2	40	8	24	5	1
DR8042	4	2	80	8	24	5	1
DR13542	4	2	135	8	24	5	1
DR4044	4	4	40	8	24	5	1
DR8044	4	4	80	8	24	5	1
DR12044	4	4	120	8	24	5	1
DR13544	4	4	135	8	24	5	1
DR80410	4	10	80	8	24	5	1
DR120410	4	10	120	8	24	5	1
DR135410	4	10	135	8	24	5	1
DR135412	4	12	135	8	24	5	1
DR135415	4	15	135	8	24	5	1
DR135417	4	17	135	8	24	5	1
DR135420	4	20	135	8	24	5	1
<hr/>							
DR4052	5	2	40	8	24	5	1
DR8052	5	2	80	8	24	5	1
DR12052	5	2	120	8	24	5	1
DR13552	5	2	135	8	24	5	1
DR4054	5	4	40	8	24	5	1
DR8054	5	4	80	8	24	5	1
DR12054	5	4	120	8	24	5	1
DR13554	5	4	135	8	24	5	1
DR8056	5	6	80	8	24	5	1
DR13556	5	6	135	8	24	5	1
DR8058	5	8	80	8	24	5	1
DR13558	5	8	135	8	24	5	1

0.035" guidewire compatible

*Percutaneous Transluminal Angioplasty



ANGIOPLASTY

DORADO® PTA* Balloon Dilatation Catheters

PRODUCT CODE	BALLOON		SHAFT LENGTH (CM)	NOMINAL PRESSURE (ATM)	RATED BURST PRESSURE (ATM)	SHEATH SIZE (F)	UNITS/EACH
	DIAMETER (MM)	LENGTH (CM)					
DR80510	5	10	80	8	24	5	1
DR120510	5	10	120	8	24	5	1
DR135510	5	10	135	8	24	5	1
DR135512	5	12	135	8	24	6	1
DR135515	5	15	135	8	24	6	1
DR135517	5	17	135	8	24	6	1
DR135520	5	20	135	8	24	6	1
DR4062	6	2	40	8	24	6	1
DR8062	6	2	80	8	24	6	1
DR12062	6	2	120	8	24	6	1
DR13562	6	2	135	8	24	6	1
DR4064	6	4	40	8	24	6	1
DR8064	6	4	80	8	24	6	1
DR12064	6	4	120	8	24	6	1
DR13564	6	4	135	8	24	6	1
DR8066	6	6	80	8	24	6	1
DR13566	6	6	135	8	24	6	1
DR8068	6	8	80	8	24	6	1
DR13568	6	8	135	8	24	6	1
DR80610	6	10	80	8	22	6	1
DR120610	6	10	120	8	22	6	1
DR135610	6	10	135	8	22	6	1
DR80612	6	12	80	8	24	6	1
DR135612	6	12	135	8	24	6	1
DR80615	6	15	80	8	24	6	1
DR135615	6	15	135	8	24	6	1
DR80617	6	17	80	8	24	6	1
DR135617	6	17	135	8	24	6	1
DR80620	6	20	80	8	24	6	1
DR135620	6	20	135	8	24	6	1
DR4072	7	2	40	8	22	6	1
DR8072	7	2	80	8	22	6	1
DR13572	7	2	135	8	22	6	1

0.035" guidewire compatible

*Percutaneous Transluminal Angioplasty

ANGIOPLASTY

DORADO® PTA* Balloon Dilatation Catheters

PRODUCT CODE	BALLOON		SHAFT LENGTH (CM)	NOMINAL PRESSURE (ATM)	RATED BURST PRESSURE (ATM)	SHEATH SIZE (F)	UNITS/EACH
	DIAMETER (MM)	LENGTH (CM)					
DR4074	7	4	40	8	22	6	1
DR8074	7	4	80	8	22	6	1
DR12074	7	4	120	8	22	6	1
DR13574	7	4	135	8	22	6	1
DR8076	7	6	80	8	22	6	1
DR8078	7	8	80	8	22	6	1
DR80710	7	10	80	8	22	6	1
DR120710	7	10	120	8	22	6	1
DR135710	7	10	135	8	22	6	1
DR80712	7	12	80	8	24	5	1
DR135712	7	12	135	8	24	5	1
DR80715	7	15	80	8	24	5	1
DR135715	7	15	135	8	24	5	1
DR80717	7	17	80	8	24	5	1
DR135717	7	17	135	8	24	5	1
DR80720	7	20	80	8	24	5	1
DR135720	7	20	135	8	24	5	1
<hr/>							
DR4082	8	2	40	8	22	6	1
DR8082	8	2	80	8	22	6	1
DR13582	8	2	135	8	22	6	1
DR4084	8	4	40	8	22	6	1
DR8084	8	4	80	8	22	6	1
DR12084	8	4	120	8	22	6	1
DR13584	8	4	135	8	22	6	1
DR8086	8	6	80	8	22	6	1
DR8088	8	8	80	8	22	6	1
DR80810	8	10	80	8	20	6	1
DR135810	8	10	135	8	20	6	1

0.035" guidewire compatible

*Percutaneous Transluminal Angioplasty

ANGIOPLASTY

DORADO® PTA* Balloon Dilatation Catheters

PRODUCT CODE	BALLOON		SHAFT LENGTH (CM)	NOMINAL PRESSURE (ATM)	RATED BURST PRESSURE (ATM)	SHEATH SIZE (F)	UNITS/EACH
	DIAMETER (MM)	LENGTH (CM)					
DR8092	9	2	80	8	20	6	1
DR4094	9	4	40	8	20	6	1
DR8094	9	4	80	8	20	6	1
DR13594	9	4	135	8	20	6	1
DR8098	9	8	80	8	20	6	1
DR80102	10	2	80	8	20	6	1
DR135102	10	2	135	8	20	6	1
DR80104	10	4	80	8	20	6	1
DR120104	10	4	120	8	20	6	1
DR135104	10	4	135	8	20	6	1
DR80108	10	8	80	8	20	7	1

0.035" guidewire compatible

*Percutaneous Transluminal Angioplasty

ANGIOPLASTY

RIVAL® PTA* Balloon Dilatation Catheters

PRODUCT CODE	BALLOON		SHAFT LENGTH (CM)	NOMINAL PRESSURE (ATM)	RATED BURST PRESSURE (ATM)	SHEATH SIZE (F)	UNITS/EACH
	DIAMETER (MM)	LENGTH (CM)					
RV8032	3	2	80	8	16	5	1
RV13532	3	2	135	8	16	5	1
RV8034	3	4	80	8	16	5	1
RV13534	3	4	135	8	16	5	1
RV80310	3	10	80	8	16	5	1
RV135310	3	10	135	8	16	5	1
RV8042	4	2	80	8	14	5	1
RV13542	4	2	135	8	14	5	1
RV8044	4	4	80	8	14	5	1
RV13544	4	4	135	8	14	5	1
RV80410	4	10	80	8	12	5	1
RV135410	4	10	135	8	12	5	1
RV80415	4	15	80	8	12	5	1
RV135415	4	15	135	8	12	5	1
RV8052	5	2	80	8	14	5	1
RV13552	5	2	135	8	14	5	1
RV8054	5	4	80	8	14	5	1
RV13554	5	4	135	8	14	5	1
RV8056	5	6	80	8	14	5	1
RV13556	5	6	135	8	14	5	1
RV8058	5	8	80	8	14	5	1
RV13558	5	8	135	8	14	5	1
RV80510	5	10	80	8	12	5	1
RV135510	5	10	135	8	12	5	1
RV80515	5	15	80	8	12	5	1
RV135515	5	15	135	8	12	5	1
RV8062	6	2	80	8	14	5	1
RV13562	6	2	135	8	14	5	1
RV8064	6	4	80	8	14	5	1
RV13564	6	4	135	8	14	5	1
RV8066	6	6	80	8	14	5	1
RV13566	6	6	135	8	14	5	1
RV8068	6	8	80	8	14	5	1
RV13568	6	8	135	8	14	5	1
RV80610	6	10	80	8	12	5	1
RV135610	6	10	135	8	12	5	1
RV80615	6	15	80	8	12	6	1
RV135615	6	15	135	8	12	6	1

0.035" guidewire compatible

*Percutaneous Transluminal Angioplasty

16 For Ordering or Information: **1.800.321.4254**

CONFIDENTIAL AND PROPRIETARY

Please consult package inserts for more detailed safety information and instructions for use.

ANGIOPLASTY

RIVAL® PTA* Balloon Dilatation Catheters

PRODUCT CODE	BALLOON		SHAFT LENGTH (CM)	NOMINAL PRESSURE (ATM)	RATED BURST PRESSURE (ATM)	SHEATH SIZE (F)	UNITS/EACH
	DIAMETER (MM)	LENGTH (CM)					
RV8072	7	2	80	8	14	6	1
RV13572	7	2	135	8	14	6	1
RV8074	7	4	80	8	14	6	1
RV13574	7	4	135	8	14	6	1
RV8076	7	6	80	8	14	6	1
RV13576	7	6	135	8	14	6	1
RV8078	7	8	80	8	14	6	1
RV13578	7	8	135	8	14	6	1
RV8082	8	2	80	6	14	6	1
RV13582	8	2	135	6	14	6	1
RV8084	8	4	80	6	14	6	1
RV13584	8	4	135	6	14	6	1
RV8086	8	6	80	6	14	6	1
RV13586	8	6	135	6	14	6	1
RV8088	8	8	80	6	14	6	1
RV13588	8	8	135	6	14	6	1
RV8092	9	2	80	6	12	6	1
RV13592	9	2	135	6	12	6	1
RV8094	9	4	80	6	12	6	1
RV13594	9	4	135	6	12	6	1
RV80102	10	2	80	6	10	7	1
RV135102	10	2	135	6	10	7	1
RV80104	10	4	80	6	10	7	1
RV135104	10	4	135	6	10	7	1

0.035" guidewire compatible

*Percutaneous Transluminal Angioplasty

ANGIOPLASTY

ULTRAVERSE® 014 PTA* Balloon Dilatation Catheters

PRODUCT CODE	BALLOON		CATHETER LENGTH (CM)	SHEATH SIZE (F)	UNITS/EACH
	DIAMETER (MM)	LENGTH (CM)			
U41501H2	1.5	2	150	4F	1
U41501H4	1.5	4	150	4F	1
U41501H12	1.5	12	150	4F	1
U415022	2	2	150	4F	1
U415024	2	4	150	4F	1
U415028	2	8	150	4F	1
U4150210	2	10	150	4F	1
U4150212	2	12	150	4F	1
U4150215	2	15	150	4F	1
U4150222	2	22	150	4F	1
U4150230	2	30	150	4F	1
U41502H2	2.5	2	150	4F	1
U41502H4	2.5	4	150	4F	1
U41502H8	2.5	8	150	4F	1
U41502H10	2.5	10	150	4F	1
U41502H12	2.5	12	150	4F	1
U41502H15	2.5	15	150	4F	1
U41502H22	2.5	22	150	4F	1
U41502H30	2.5	30	150	4F	1
U415032	3	2	150	4F	1
U415034	3	4	150	4F	1
U415038	3	8	150	4F	1
U4150310	3	10	150	4F	1
U4150312	3	12	150	4F	1
U4150315	3	15	150	4F	1
U4150322	3	22	150	4F	1
U4150330	3	30	150	4F	1
U41503H2	3.5	2	150	4F	1
U41503H4	3.5	4	150	4F	1
U41503H8	3.5	8	150	4F	1
U41503H10	3.5	10	150	4F	1
U41503H12	3.5	12	150	4F	1
U41503H15	3.5	15	150	4F	1
U41503H22	3.5	22	150	4F	1
U41503H30	3.5	30	150	4F	1

0.014" guidewire compatible

*Percutaneous Transluminal Angioplasty

ANGIOPLASTY

ULTRAVERSE® 014 PTA* Balloon Dilatation Catheters

PRODUCT CODE	BALLOON		CATHETER	SHEATH SIZE (F)	UNITS/EACH
	DIAMETER (MM)	LENGTH (CM)	LENGTH (CM)		
U415042	4	2	150	4F	1
U415044	4	4	150	4F	1
U415048	4	8	150	4F	1
U4150410	4	10	150	4F	1
U4150412	4	12	150	4F	1
U4150415	4	15	150	5F	1
U4150422	4	22	150	5F	1
U4150430	4	30	150	5F	1
U415052	5	2	150	5F	1
U415054	5	4	150	5F	1
U415058	5	8	150	5F	1
U4150510	5	10	150	5F	1
U4150512	5	12	150	5F	1
U4150515	5	15	150	5F	1
U4150522	5	22	150	5F	1
U4150530	5	30	150	5F	1

0.014" guidewire compatible

*Percutaneous Transluminal Angioplasty

ANGIOPLASTY

ULTRAVERSE® 018 PTA* Balloon Dilatation Catheters

PRODUCT CODE	BALLOON		CATHETER LENGTH (CM)	SHEATH SIZE (F)	UNITS/EACH
	DIAMETER (MM)	LENGTH (CM)			
U87522	2	2	75	4F	1
U87524	2	4	75	4F	1
U875210	2	10	75	4F	1
U875212	2	12	75	4F	1
U875215	2	15	75	4F	1
U875222	2	22	75	4F	1
U8752H2	2.5	2	75	4F	1
U8752H4	2.5	4	75	4F	1
U8752H10	2.5	10	75	4F	1
U8752H15	2.5	15	75	4F	1
U87532	3	2	75	4F	1
U87534	3	4	75	4F	1
U875310	3	10	75	4F	1
U875312	3	12	75	4F	1
U875315	3	15	75	4F	1
U875322	3	22	75	4F	1
U8753H2	3.5	2	75	4F	1
U8753H4	3.5	4	75	4F	1
U8753H10	3.5	10	75	4F	1
U8753H15	3.5	15	75	4F	1
U87542	4	2	75	4F	1
U87544	4	4	75	4F	1
U87546	4	6	75	4F	1
U875410	4	10	75	4F	1
U875412	4	12	75	4F	1
U875415	4	15	75	5F	1
U875422	4	22	75	5F	1
U87552	5	2	75	5F	1
U87554	5	4	75	5F	1
U87556	5	6	75	5F	1
U875510	5	10	75	5F	1
U875512	5	12	75	5F	1
U875515	5	15	75	5F	1
U875522	5	22	75	5F	1
U87562	6	2	75	5F	1
U87564	6	4	75	5F	1
U87566	6	6	75	5F	1
U875610	6	10	75	5F	1
U875612	6	12	75	5F	1
U875615	6	15	75	5F	1
U875622	6	22	75	5F	1

0.018" guidewire compatible

*Percutaneous Transluminal Angioplasty

ANGIOPLASTY

ULTRAVERSE® 018 PTA* Balloon Dilatation Catheters

PRODUCT CODE	BALLOON		CATHETER LENGTH (CM)	SHEATH SIZE (F)	UNITS/EACH
	DIAMETER (MM)	LENGTH (CM)			
U87574	7	4	75	5F	1
U87584	8	4	75	6F	1
U87594	9	4	75	6F	1
U813022	2	2	130	4F	1
U813024	2	4	130	4F	1
U813026	2	6	130	4F	1
U813028	2	8	130	4F	1
U8130210	2	10	130	4F	1
U8130212	2	12	130	4F	1
U8130215	2	15	130	4F	1
U8130222	2	22	130	4F	1
U8130230	2	30	130	4F	1
U81302H2	2.5	2	130	4F	1
U81302H4	2.5	4	130	4F	1
U81302H6	2.5	6	130	4F	1
U81302H8	2.5	8	130	4F	1
U81302H10	2.5	10	130	4F	1
U81302H12	2.5	12	130	4F	1
U81302H15	2.5	15	130	4F	1
U81302H22	2.5	22	130	4F	1
U81302H30	2.5	30	130	4F	1
U813032	3	2	130	4F	1
U813034	3	4	130	4F	1
U813036	3	6	130	4F	1
U813038	3	8	130	4F	1
U8130310	3	10	130	4F	1
U8130312	3	12	130	4F	1
U8130315	3	15	130	4F	1
U8130322	3	22	130	4F	1
U8130330	3	30	130	4F	1
U81303H2	3.5	2	130	4F	1
U81303H4	3.5	4	130	4F	1
U81303H6	3.5	6	130	4F	1
U81303H8	3.5	8	130	4F	1
U81303H10	3.5	10	130	4F	1
U81303H12	3.5	12	130	4F	1
U81303H15	3.5	15	130	4F	1
U81303H22	3.5	22	130	4F	1
U81303H30	3.5	30	130	4F	1

0.018" guidewire compatible

*Percutaneous Transluminal Angioplasty

For Ordering or Information: **1.800.321.4254**

CONFIDENTIAL AND PROPRIETARY 21

Please consult package inserts for more detailed safety information and instructions for use.

ANGIOPLASTY

ULTRAVERSE® 018 PTA* Balloon Dilatation Catheters

PRODUCT CODE	BALLOON		CATHETER LENGTH (CM)	SHEATH SIZE (F)	UNITS/EACH
	DIAMETER (MM)	LENGTH (CM)			
U813042	4	2	130	4F	1
U813044	4	4	130	4F	1
U813046	4	6	130	4F	1
U813048	4	8	130	4F	1
U8130410	4	10	130	4F	1
U8130412	4	12	130	4F	1
U8130415	4	15	130	5F	1
U8130422	4	22	130	5F	1
U8130430	4	30	130	5F	1
U813052	5	2	130	5F	1
U813054	5	4	130	5F	1
U813056	5	6	130	5F	1
U813058	5	8	130	5F	1
U8130510	5	10	130	5F	1
U8130512	5	12	130	5F	1
U8130515	5	15	130	5F	1
U8130522	5	22	130	5F	1
U8130530	5	30	130	5F	1
U813062	6	2	130	5F	1
U813064	6	4	130	5F	1
U813066	6	6	130	5F	1
U813068	6	8	130	5F	1
U8130610	6	10	130	5F	1
U8130612	6	12	130	5F	1
U8130615	6	15	130	5F	1
U8130622	6	22	130	5F	1
U8130630	6	30	130	5F	1
U813074	7	4	130	5F	1
U813084	8	4	130	6F	1
U813094	9	4	130	6F	1

0.018" guidewire compatible

*Percutaneous Transluminal Angioplasty

ANGIOPLASTY

ULTRAVERSE® 018 PTA* Balloon Dilatation Catheters

PRODUCT CODE	BALLOON		CATHETER LENGTH (CM)	SHEATH SIZE (F)	UNITS/EACH
	DIAMETER (MM)	LENGTH (CM)			
U815022	2	2	150	4F	1
U815024	2	4	150	4F	1
U815026	2	6	150	4F	1
U815028	2	8	150	4F	1
U8150210	2	10	150	4F	1
U8150212	2	12	150	4F	1
U8150215	2	15	150	4F	1
U8150222	2	22	150	4F	1
U8150230	2	30	150	4F	1
U81502H2	2.5	2	150	4F	1
U81502H4	2.5	4	150	4F	1
U81502H6	2.5	6	150	4F	1
U81502H8	2.5	8	150	4F	1
U81502H10	2.5	10	150	4F	1
U81502H12	2.5	12	150	4F	1
U81502H15	2.5	15	150	4F	1
U81502H22	2.5	22	150	4F	1
U81502H30	2.5	30	150	4F	1
U815032	3	2	150	4F	1
U815034	3	4	150	4F	1
U815036	3	6	150	4F	1
U815038	3	8	150	4F	1
U8150310	3	10	150	4F	1
U8150312	3	12	150	4F	1
U8150315	3	15	150	4F	1
U8150322	3	22	150	4F	1
U8150330	3	30	150	4F	1
U81503H2	3.5	2	150	4F	1
U81503H4	3.5	4	150	4F	1
U81503H6	3.5	6	150	4F	1
U81503H8	3.5	8	150	4F	1
U81503H10	3.5	10	150	4F	1
U81503H12	3.5	12	150	4F	1
U81503H15	3.5	15	150	4F	1
U81503H22	3.5	22	150	4F	1
U81503H30	3.5	30	150	4F	1

0.018" guidewire compatible

*Percutaneous Transluminal Angioplasty

ANGIOPLASTY

ULTRAVERSE® 018 PTA* Balloon Dilatation Catheters

PRODUCT CODE	BALLOON		CATHETER LENGTH (CM)	SHEATH SIZE (F)	UNITS/EACH
	DIAMETER (MM)	LENGTH (CM)			
U815042	4	2	150	4F	1
U815044	4	4	150	4F	1
U815046	4	6	150	4F	1
U815048	4	8	150	4F	1
U8150410	4	10	150	4F	1
U8150412	4	12	150	4F	1
U8150415	4	15	150	5F	1
U8150422	4	22	150	5F	1
U8150430	4	30	150	5F	1
U815052	5	2	150	5F	1
U815054	5	4	150	5F	1
U815056	5	6	150	5F	1
U815058	5	8	150	5F	1
U8150510	5	10	150	5F	1
U8150512	5	12	150	5F	1
U8150515	5	15	150	5F	1
U8150522	5	22	150	5F	1
U8150530	5	30	150	5F	1

0.018" guidewire compatible

*Percutaneous Transluminal Angioplasty

ANGIOPLASTY

ULTRAVERSE® RX PTA* Balloon Dilatation Catheters

PRODUCT CODE	BALLOON		CATHETER LENGTH (CM)	SHEATH SIZE (F)	UNITS/EACH
	DIAMETER (MM)	LENGTH (CM)			
U41501Q1HRX	1.25	1.5	150	4F	1
U41501Q2RX	1.25	2	150	4F	1
U41501Q4RX	1.25	4	150	4F	1
U41501H1HRX	1.5	1.5	150	4F	1
U41501H2RX	1.5	2	150	4F	1
U41501H4RX	1.5	4	150	4F	1
U41501H8RX	1.5	8	150	4F	1
U41501H12RX	1.5	12	150	4F	1
U415021HRX	2	1.5	150	4F	1
U415022RX	2	2	150	4F	1
U415024RX	2	4	150	4F	1
U415026RX	2	6	150	4F	1
U415028RX	2	8	150	4F	1
U4150210RX	2	10	150	4F	1
U4150212RX	2	12	150	4F	1
U4150215RX	2	15	150	4F	1
U4150220RX	2	20	150	4F	1
U4150225RX	2	25	150	4F	1
U4150230RX	2	30	150	4F	1
U41502H1HRX	2.5	1.5	150	4F	1
U41502H2RX	2.5	2	150	4F	1
U41502H4RX	2.5	4	150	4F	1
U41502H6RX	2.5	6	150	4F	1
U41502H8RX	2.5	8	150	4F	1
U41502H10RX	2.5	10	150	4F	1
U41502H12RX	2.5	12	150	4F	1
U41502H15RX	2.5	15	150	4F	1
U41502H20RX	2.5	20	150	4F	1
U41502H25RX	2.5	25	150	4F	1
U41502H30RX	2.5	30	150	4F	1
U415031HRX	3	1.5	150	4F	1
U415032RX	3	2	150	4F	1
U415034RX	3	4	150	4F	1
U415036RX	3	6	150	4F	1
U415038RX	3	8	150	4F	1
U4150310RX	3	10	150	4F	1
U4150312RX	3	12	150	4F	1
U4150315RX	3	15	150	4F	1
U4150320RX	3	20	150	4F	1
U4150325RX	3	25	150	4F	1
U4150330RX	3	30	150	4F	1

0.014" guidewire compatible

*Percutaneous Transluminal Angioplasty

For Ordering or Information: **1.800.321.4254**

CONFIDENTIAL AND PROPRIETARY 25

Please consult package inserts for more detailed safety information and instructions for use.

ANGIOPLASTY

ULTRAVERSE® RX PTA* Balloon Dilatation Catheters

PRODUCT CODE	BALLOON		CATHETER LENGTH (CM)	SHEATH SIZE (F)	UNITS/EACH
	DIAMETER (MM)	LENGTH (CM)			
U41503H1HRX	3.5	1.5	150	4F	1
U41503H2RX	3.5	2	150	4F	1
U41503H4RX	3.5	4	150	4F	1
U41503H6RX	3.5	6	150	4F	1
U41503H8RX	3.5	8	150	4F	1
U41503H10RX	3.5	10	150	4F	1
U41503H12RX	3.5	12	150	4F	1
U41503H15RX	3.5	15	150	4F	1
U41503H20RX	3.5	20	150	4F	1
U41503H25RX	3.5	25	150	4F	1
U41503H30RX	3.5	30	150	4F	1
U415041HRX	4	1.5	150	4F	1
U415042RX	4	2	150	4F	1
U415044RX	4	4	150	4F	1
U415046RX	4	6	150	4F	1
U415048RX	4	8	150	4F	1
U4150410RX	4	10	150	4F	1
U4150412RX	4	12	150	4F	1
U4150415RX	4	15	150	5F	1
U4150420RX	4	20	150	5F	1
U4150425RX	4	25	150	5F	1
U4150430RX	4	30	150	5F	1
U415051HRX	5	1.5	150	5F	1
U415052RX	5	2	150	5F	1
U415054RX	5	4	150	5F	1
U415056RX	5	6	150	5F	1
U415058RX	5	8	150	5F	1
U4150510RX	5	10	150	5F	1
U4150512RX	5	12	150	5F	1
U4150515RX	5	15	150	5F	1
U4150520RX	5	20	150	5F	1
U4150525RX	5	25	150	5F	1
U4150530RX	5	30	150	5F	1
U415064RX	6	4	150	5F	1
U415066RX	6	6	150	5F	1
U415074RX	7	4	150	5F	1
U415076RX	7	6	150	5F	1

0.014" guidewire compatible

*Percutaneous Transluminal Angioplasty

ANGIOPLASTY

ULTRAVERSE® RX PTA* Balloon Dilatation Catheters

PRODUCT CODE	BALLOON		CATHETER LENGTH (CM)	SHEATH SIZE (F)	UNITS/EACH
	DIAMETER (MM)	LENGTH (CM)			
U42001Q1HRX	1.25	1.5	200	4F	1
U42001Q2RX	1.25	2	200	4F	1
U42001Q4RX	1.25	4	200	4F	1
U42001H1HRX	1.5	1.5	200	4F	1
U42001H2RX	1.5	2	200	4F	1
U42001H4RX	1.5	4	200	4F	1
U420021HRX	2	1.5	200	4F	1
U420022RX	2	2	200	4F	1
U420024RX	2	4	200	4F	1
U4200210RX	2	10	200	4F	1
U4200220RX	2	20	200	4F	1
U4200230RX	2	30	200	4F	1
U42002H1HRX	2.5	1.5	200	4F	1
U42002H2RX	2.5	2	200	4F	1
U42002H4RX	2.5	4	200	4F	1
U42002H10RX	2.5	10	200	4F	1
U42002H20RX	2.5	20	200	4F	1
U42002H30RX	2.5	30	200	4F	1
U420031HRX	3	1.5	200	4F	1
U420032RX	3	2	200	4F	1
U420034RX	3	4	200	4F	1
U4200310RX	3	10	200	4F	1
U4200320RX	3	20	200	4F	1
U4200330RX	3	30	200	4F	1
U42003H1HRX	3.5	1.5	200	4F	1
U42003H2RX	3.5	2	200	4F	1
U42003H4RX	3.5	4	200	4F	1
U42003H10RX	3.5	10	200	4F	1
U42003H20RX	3.5	20	200	4F	1
U42003H30RX	3.5	30	200	4F	1
U420041HRX	4	1.5	200	4F	1
U420042RX	4	2	200	4F	1
U420044RX	4	4	200	4F	1
U4200410RX	4	10	200	4F	1
U4200420RX	4	20	200	5F	1
U4200430RX	4	30	200	5F	1

0.014" guidewire compatible

*Percutaneous Transluminal Angioplasty

ANGIOPLASTY

VASCU**TRAK**® PTA* Balloon Dilatation Catheters

PRODUCT CODE	BALLOON		CATHETER LENGTH (CM)	SHEATH SIZE (F)	UNITS/EACH
	DIAMETER (MM)	LENGTH (CM)			
V142020	2	2	140	5F	1
V142040	2	4	140	5F	1
V142060	2	6	140	5F	1
V142080	2	8	140	5F	1
V1420100	2	10	140	5F	1
V1420120	2	12	140	5F	1
V1420150	2	15	140	5F	1
V1420200	2	20	140	5F	1
V1420250	2	25	140	5F	1
V1420300	2	30	140	5F	1
<hr/>					
V142520	2.5	2	140	5F	1
V142540	2.5	4	140	5F	1
V142560	2.5	6	140	5F	1
V142580	2.5	8	140	5F	1
V1425100	2.5	10	140	5F	1
V1425120	2.5	12	140	5F	1
V1425150	2.5	15	140	5F	1
V1425200	2.5	20	140	5F	1
V1425250	2.5	25	140	5F	1
V1425300	2.5	30	140	5F	1
<hr/>					
V143020	3	2	140	5F	1
V143040	3	4	140	5F	1
V143060	3	6	140	5F	1
V143080	3	8	140	5F	1
V1430100	3	10	140	5F	1
V1430120	3	12	140	5F	1
V1430150	3	15	140	5F	1
V1430200	3	20	140	5F	1
V1430250	3	25	140	5F	1
V1430300	3	30	140	5F	1

0.014" guidewire compatible

*Percutaneous Transluminal Angioplasty

ANGIOPLASTY

VASCU TRAK® PTA* Balloon Dilatation Catheters

PRODUCT CODE	BALLOON		CATHETER LENGTH (CM)	SHEATH SIZE (F)	UNITS/EACH
	DIAMETER (MM)	LENGTH (CM)			
V143520	3.5	2	140	5F	1
V143540	3.5	4	140	5F	1
V143560	3.5	6	140	5F	1
V143580	3.5	8	140	5F	1
V1435100	3.5	10	140	5F	1
V1435120	3.5	12	140	5F	1
V1435150	3.5	15	140	5F	1
V1435200	3.5	20	140	5F	1
V1435250	3.5	25	140	5F	1
V1435300	3.5	30	140	5F	1

0.014" guidewire compatible

V184020	4	2	140	5F	1
V184040	4	4	140	5F	1
V184060	4	6	140	5F	1
V184080	4	8	140	5F	1
V1840100	4	10	140	5F	1
V1840150	4	15	140	5F	1
V1840200	4	20	140	5F	1
V1840300	4	30	140	5F	1

V185020	5	2	140	6F	1
V185040	5	4	140	6F	1
V185060	5	6	140	6F	1
V185080	5	8	140	6F	1
V1850100	5	10	140	6F	1
V1850120	5	12	140	6F	1
V1850150	5	15	140	6F	1
V1850200	5	20	140	6F	1
V1850250	5	25	140	6F	1
V1850300	5	30	140	6F	1

0.018" guidewire compatible

*Percutaneous Transluminal Angioplasty

ANGIOPLASTY

VASCUtrak® PTA* Balloon Dilatation Catheters

PRODUCT CODE	BALLOON		CATHETER LENGTH (CM)	SHEATH SIZE (F)	UNITS/EACH
	DIAMETER (MM)	LENGTH (CM)			
V186020	6	2	140	7F	1
V186040	6	4	140	7F	1
V186060	6	6	140	7F	1
V186080	6	8	140	7F	1
V1860100	6	10	140	7F	1
V1860120	6	12	140	7F	1
V1860150	6	15	140	7F	1
V1860200	6	20	140	7F	1
V1860250	6	25	140	7F	1
V1860300	6	30	140	7F	1
<hr/>					
V187020	7	2	140	7F	1
V187040	7	4	140	7F	1
V187060	7	6	140	7F	1
V187080	7	8	140	7F	1
V1870100	7	10	140	7F	1
V1870120	7	12	140	7F	1
V1870150	7	15	140	7F	1
V1870200	7	20	140	7F	1
V1870250	7	25	140	7F	1
V1870300	7	30	140	7F	1

0.018" guidewire compatible

*Percutaneous Transluminal Angioplasty

ANGIOPLASTY

VASCUTRAK® PTA* Balloon Dilatation Catheters



PRODUCT CODE	BALLOON		CATHETER LENGTH (CM)	SHEATH SIZE (F)	UNITS/EACH
	DIAMETER (MM)	LENGTH (CM)			
V184020S	4	2	80	5F	1
V184040S	4	4	80	5F	1
V184060S	4	6	80	5F	1
V184080S	4	8	80	5F	1
V1840100S	4	10	80	5F	1
V1840150S	4	15	80	5F	1
V1840200S	4	20	80	5F	1
V1840300S	4	30	80	5F	1
<hr/>					
V185020S	5	2	80	6F	1
V185040S	5	4	80	6F	1
V185060S	5	6	80	6F	1
V185080S	5	8	80	6F	1
V1850100S	5	10	80	6F	1
V1850150S	5	15	80	6F	1
V1850200S	5	20	80	6F	1
V1850300S	5	30	80	6F	1
<hr/>					
V186020S	6	2	80	7F	1
V186040S	6	4	80	7F	1
V186060S	6	6	80	7F	1
V186080S	6	8	80	7F	1
V1860100S	6	10	80	7F	1
V1860150S	6	15	80	7F	1
V1860200S	6	20	80	7F	1
V1860300S	6	30	80	7F	1
<hr/>					
V187020S	7	2	80	7F	1
V187040S	7	4	80	7F	1
V187060S	7	6	80	7F	1
V187080S	7	8	80	7F	1
V1870100S	7	10	80	7F	1

0.018" guidewire compatible






*Percutaneous Transluminal Angioplasty

CARDIOVASCULAR PATCHES, FABRICS, FELTS AND PLEDGETS

Cardiovascular Patches - ePTFE

PRODUCT CODE	DIMENSIONS	UNITS/EACH	
ePTFE Cardiovascular Patch – 0.4 mm Thickness (Oval Shaped)			
10P9004	10 mm x 90 mm	1	Thinwall 
20P9004	20 mm x 90 mm	1	
30P6004	30 mm x 60 mm	1	
ePTFE Cardiovascular Patch – 0.6 mm Thickness (Rectangular Shaped)			
30P3006	30 mm x 30 mm	1	Regular Wall 
50P7506	50 mm x 75 mm	1	
25P15006	25 mm x 150 mm	1	
50P15006	50 mm x 150 mm	1	
100P15006	100 mm x 150 mm	1	

Fabrics - Polyester and PTFE

PRODUCT CODE	DIMENSIONS		UNITS/CASE	
	DIAMETER	LENGTH		
BARD® SAUVAGE® Filamentous Fabric (Nominal Thickness 0.61 mm)				
007942	1" x 4"	2.5 cm x 10 cm	10	Polyester Fabrics 
007943	2" x 2"	5 cm x 5 cm	10	
007944	2" x 4"	5 cm x 10 cm	10	
007828	4" x 4"	10 cm x 10 cm	5	
007829	6" x 6"	15 cm x 15 cm	5	
007940	3/8" x 6"	1 cm x 15.2 cm	10	
BARD® DeBAKEY® Double Velour Fabric (Nominal Thickness 1.50 mm)				
007937	1" x 4"	2.5 cm x 10 cm	10	Polyester Fabrics 
007939	2" x 4"	5 cm x 10 cm	10	
007826	4" x 4"	10 cm x 10 cm	5	
007827	6" x 6"	15 cm x 15 cm	5	
BARD® DeBAKEY® Elastic Knit Fabric (Nominal Thickness 0.57 mm)				
007830	4" x 4"	10 cm x 10 cm	5	Polyester Fabrics 
007831	6" x 6"	15 cm x 15 cm	5	
BARD® DeBAKEY® Woven Fabric (Nominal Thickness 0.25 mm)				
007957	2" x 4"	5 cm x 10 cm	10	Polyester Fabrics 
007955	4" x 4"	10 cm x 10 cm	5	
007956	6" x 6"	15 cm x 15 cm	5	
BARD® Edwards Outflow Tract Fabric (Nominal Thickness 0.91 mm)				
007979	2" x 4"	5 cm x 10 cm	10	PTFE Fabrics 
007834	4" x 4"	10 cm x 10 cm	5	
007835	6" x 6"	15 cm x 15 cm	5	

CARDIOVASCULAR PATCHES, FABRICS, FELTS AND PLEDGETS

Felts - PTFE and Polyester

PRODUCT CODE	DIMENSIONS		UNITS/CASE
	DIAMETER	LENGTH	
PTFE Felts (Nominal Thickness 1.65 mm)			
007975	1/2" x 4"	1.2 cm x 10 cm	10
007973	1" x 1"	2.5 cm x 2.5 cm	10
007968	1" x 4"	2.5 cm x 10.2 cm	10
007976	1" x 6"	2.5 cm x 15 cm	10
007974	1/4" x 2"	6 mm x 5.1 cm	10
007977	2" x 2"	5 cm x 5 cm	10
007836	4" x 4"	10 cm x 10 cm	5
007837	6" x 6"	15 cm x 15 cm	5
PTFE Felts (Thick) (Nominal Thickness 2.87 mm)			
007018	3/8" x 6"	1 cm x 15.2 cm	20
007019	1" x 1"	2.5 cm x 2.5 cm	5
007958	4" x 4"	10 cm x 10 cm	5
007959	6" x 6"	15 cm x 15 cm	5
Low Porosity PTFE Felts (Nominal Thickness 1.85 mm)			
007021	1" x 1"	2.5 cm x 2.5 cm	5
007838	4" x 4"	10 cm x 10 cm	5
007839	6" x 6"	15 cm x 15 cm	5
Polyester Felts (Nominal Thickness 1.65 mm)			
008972	6" x 6"	15 cm x 15 cm	5

PTFE Felts



Polyester Felts



Pledgets - PTFE

PRODUCT CODE	DIMENSIONS		UNITS/CASE
	DIAMETER	LENGTH	
BARD® PTFE Felt Pledgets (Nominal Thickness 1.65 mm)			
007970	3/16" x 1/4"	4.8 mm x 6 mm	250
007963	3/16" x 3/8"	4.8 mm x 9.5 mm	250
007965	1/4" x 1/4"	6 mm x 6 mm	250
007972	5/16" x 5/16"	8 mm x 8 mm	250
007984	3/16"	4.8 mm	250
007969	3/16" x 1/4"	4.8 mm x 6 mm	250
BARD® PTFE Thick Felt Pledgets (Nominal Thickness 2.87 mm)			
007971	1/4"	6 mm	250

Rectangle
 Rectangle
 Square
 Square
 Round
 Oval

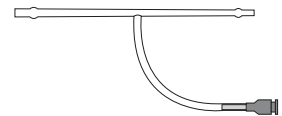

Round

PTFE Pledgets are packed 10 per sterile pouch, 25 pouches per box.

CAROTID SHUNTS

Carotid Shunts

PRODUCT CODE	DIMENSIONS		UNITS/CASE
	DIAMETER	LENGTH	
BARD® Carotid Bypass Shunt (Straight), No Side Hole, Type 1885			
S11885003	8F	10 cm	5
S11885004	8F	13 cm	5
S11885001	10F	10 cm	5
000671	10F	13 cm	5
000673	12F	13 cm	5
000675	14F	13 cm	5
000677	16F	13 cm	5
BARD® Carotid Bypass Shunt (Straight), One Side Hole Each End, Type 1886			
S11886001	8F	13 cm	5
000679	10F	13 cm	5
S11886006	11F	13 cm	5
S11886003	12F	10 cm	5
000681	12F	13 cm	5
000683	14F	13 cm	5
000685	16F	13 cm	5
BARD® JAVID™ Carotid Bypass Shunt, Type 1852			
007714	17F Tapered to 10F	27.5 cm	5
SGA155001	14F Tapered to 8F	13 cm	5
BARD® BRENER™ Carotid Bypass Shunt, Type 1887			
007755 with access "T" side arm	14F Tapered to 8F	13 cm	5
S11887002 with access "T" side arm	17F Tapered to 10F	13 cm	5
BARD® BURBANK™ Carotid Bypass Shunt			
SGA149001	15F Tapered to 10F	15.5 cm	5
SGA150001	12F Tapered to 9F	15.5 cm	5
SGA162001	18F Tapered to 12F	15.5 cm	5
BARD® Carotid Bypass Shunt (Straight), One Side Hole at One End			
SGA240001	12F	15.5 cm	5



CENTRAL VENOUS CATHETERS

BROVIAC® Central Venous Catheter

PRODUCT CODE	FRENCH SIZE	TOTAL LENGTH	VOLUME	LUMEN SIZE (OD/ID)	REPAIR KIT	UNITS/EACH
Single Lumen, Cutdown Introducer						
0600040	2.7 F	71 cm	0.15 ml	0.9 mm / 0.5 mm	0601600	1

BROVIAC® Central Venous Catheter Repair Kits

PRODUCT CODE	FRENCH SIZE	LUMEN SIZE (OD/ID)	COLOR	UNITS/EACH
Single Lumen				
0601600	2.7 F	0.9 mm / 0.5 mm	White	1
0601610	4.2 F	1.4 mm / 0.7 mm	White	1
0601620	6.6 F	2.2 mm / 1.0 mm	White	1

For additional accessories, see page 41.

CENTRAL VENOUS CATHETERS

GROSHONG® Central Venous Catheter

PRODUCT CODE	FRENCH SIZE	REPAIR KIT	UNITS/CASE
Single Lumen, Peel-Apart Introducer			
7711700	7 F	7741700	5
7711800	8 F	7741800	5
Dual Lumen, Peel-Apart Introducer			
7726950	9.5 F	7742000 body 7740000 red and white legs	5

GROSHONG® Central Venous Catheter Repair Kits

PRODUCT CODE	FRENCH SIZE	COLOR	UNITS/CASE
Single Lumen			
7741550	5.5 F	Yellow	5
7741700	7 F	Pink	5
7741800	8 F	Orange	5
Dual Lumen			
7742000	9.5 F	Red/White	5

GROSHONG® Central Venous Catheter Replacement Connectors

PRODUCT CODE	FRENCH SIZE	COLOR	UNITS/CASE
Single Lumen			
7712550	5.5 F	Yellow	10
7712700	7 F	Pink	10
7712800	8 F	Orange	10
Dual Lumen			
7712500	9.5 / 5 F	Red	10
7712510	9.5 / 5 F	White	10

GROSHONG® Central Venous Catheter Additional Accessories

PRODUCT CODE	DESCRIPTION	UNITS/CASE
7740100	Injection Cap	25
0601940	Stainless Steel Tunneler	5

For additional accessories, see page 41.

CENTRAL VENOUS CATHETERS

HICKMAN® Central Venous Catheter

PRODUCT CODE	FRENCH SIZE	TOTAL LENGTH	VOLUME	LUMEN SIZE (OD/ID)	REPAIR KIT	UNITS/ EACH
Single Lumen, Peel-Apart Introducer						
0600560	9.6 F	90 cm	1.8 ml	3.2 mm / 1.6 mm	0601630	1
Dual Lumen, Peel-Apart Introducer						
0600570	7 F	65 cm	0.8 ml red 0.6 ml white	2.3 mm 1.0 mm red 0.8 mm white	0601690 red 0601680 white	1
0600580	9 F	65 cm	1.3 ml red 0.6 ml white	3.0 mm 1.3 mm red 0.7 mm white	0601700 body 0601690 red 0601680 white	1
0600600	9 F	90 cm	1.3 ml red 0.6 ml white	3.0 mm 1.3 mm red 0.7 mm white	0601700 body 0601690 red 0601680 white	1
0600620	12 F	90 cm	1.8 ml red 1.8 ml white	4.0 mm 1.6 mm red 1.6 mm white	0601710 body 0601690 red 0601680 white	1
Triple Lumen, Peel-Apart Introducer						
0606560	10 F	97 cm	1.4 ml red 0.8 ml white 0.8 ml blue	3.3 mm 1.5 mm red 0.8 mm white 0.8 mm blue	0601790 body 0601690 red 0601680 white 0601730 blue	1
0600650	12.5 F	90 cm	1.6 ml red 0.7 ml white 0.7 ml blue	4.2 mm 1.5 mm red 1.0 mm white 1.0 mm blue	0601740 body 0601690 red 0601680 white 0601730 blue	1

HICKMAN® TRIFUSION® Central Venous Catheter

PRODUCT CODE	FRENCH SIZE	LENGTH (TIP TO CUFF)	TOTAL LENGTH	UNITS/ EACH
Triple Lumen, Intermediate Tray				
0609190	12 F	19 cm	24 cm	1
0609230	12 F	23 cm	28 cm	1
0609270	12 F	27 cm	32 cm	1
Triple Lumen, Microintroducer Tray				
0659190	12 F	19 cm	24 cm	1
0659230	12 F	23 cm	28 cm	1
0659270	12 F	27 cm	32 cm	1

CENTRAL VENOUS CATHETERS

HICKMAN® Central Venous Catheter Repair Kits

PRODUCT CODE	FRENCH SIZE	COLOR	UNITS/EACH
Single Lumen			
0601630	9.6 F	White	1
Dual Lumen			
0601760	7 F	Red/White	1
0601700	9 F	Red/White	1
0601710	12 F	Red/White	1
0601770	13.5 F	Blue	1
0601780	13.5 F	Red	1
Triple Lumen			
0601730	All except 13.5 F	Blue	1
0601790	10 F	Red/White/Blue	1
0601740	12.5 F	Red/White/Blue	1

HICKMAN® / LEONARD® Central Venous Catheter Repair Kit

PRODUCT CODE	FRENCH SIZE	COLOR	UNITS/EACH
Dual/Triple Lumen			
0601680	All except 13.5 F	White	1
0601690	All except 13.5 F	Red	1

HICKMAN® Central Venous Catheter Additional Accessories

PRODUCT CODE	DESCRIPTION	UNITS/EACH
0601720	Adhesive Kit	1
0601860	Injection Cap	50

For additional accessories, see page 41.

CENTRAL VENOUS CATHETERS

LEONARD® Central Venous Catheter

PRODUCT CODE	FRENCH SIZE	TOTAL LENGTH	VOLUME	LUMEN SIZE (OD/ID)	REPAIR KIT	UNITS/EACH
Dual Lumen, Peel-Apart Introducer						
0600630	10 F	90 cm	1.3 ml red 1.3 ml white	3.3 mm 1.3 mm red 1.3 mm white	0601750 body 0601690 red 0601680 white	1

LEONARD® Central Venous Catheter Repair Kit

PRODUCT CODE	FRENCH SIZE	COLOR	UNITS/EACH
Dual Lumen			
0601750	10 F	Red/White	1

For additional accessories, see page 41.

CENTRAL VENOUS CATHETERS

POWERHICKMAN® Central Venous Catheter*

PRODUCT CODE	FRENCH SIZE	GAUGE SIZE	AVERAGE GRAVITY FLOW RATE	PRIMING VOLUME	LENGTH BIFURCATION TO TIP	LUMEN SIZE (ID)	CUFF POSITION	UNITS/CASE
Single Lumen, Intermediate Tray, Peel-Apart Introducer								
0805810	8 F	14 Ga	6780 ml/hr	1.5 ml	47 cm	.060 ID	Cuff at 5 cm	5
Single Lumen, Microintroducer Tray, Microintroducer								
0802815	8 F	14 Ga	6780 ml/hr	1.5 ml	47 cm	.060 ID	Cuff at 2 cm	5
0805815	8 F	14 Ga	6780 ml/hr	1.5 ml	47 cm	.060 ID	Cuff at 5 cm	5
Dual Lumen, Intermediate Tray, Peel-Apart Introducer								
0805910	9.5 F	15 Ga 15 Ga	3505 ml/hr 3505 ml/hr	1.3 ml 1.3 ml	47 cm	.036 ID	Cuff at 5 cm	5
Dual Lumen, Microintroducer Tray, Microintroducer								
0802915	9.5 F	15 Ga 15 Ga	3505 ml/hr 3505 ml/hr	1.3 ml 1.3 ml	47 cm	.036 ID	Cuff at 2 cm	5
0805915	9.5 F	15 Ga 15 Ga	3505 ml/hr 3505 ml/hr	1.3 ml 1.3 ml	47 cm	.036 ID	Cuff at 5 cm	5

*Maximum Power Injector Pressure Setting is 300 psi, Maximum Power Injection Flow Rate is 5 ml/sec.

POWERLINE® Central Venous Catheter

PRODUCT CODE	FRENCH SIZE	AVERAGE GRAVITY FLOW RATE	PRIMING VOLUME	UNITS/CASE
Single Lumen, Microintroducer Tray, MicroEZ® Introducer				
0700515	5 F	1245 ml/hr	0.62 ml	5
Dual Lumen, Intermediate Tray, Peel-Apart Introducer				
0700610	6 F	981 ml/hr 981 ml/hr	0.61 ml 0.61 ml	5
Dual Lumen, Microintroducer Tray, MicroEZ® Introducer				
0700615	6 F	981 ml/hr 981 ml/hr	0.61 ml 0.61 ml	5
0720515	5 F	577 ml/hr 577 ml/hr	0.55 ml 0.55 ml	5
Triple Lumen, Intermediate Tray, Peel-Apart Introducer				
0730610	6 F	924 ml/hr 360 ml/hr 360 ml/hr	0.67 ml 0.45 ml 0.45 ml	5
Triple Lumen, Microintroducer Tray, MicroEZ® Introducer				
0730615	6 F	924 ml/hr 360 ml/hr 360 ml/hr	0.67 ml 0.45 ml 0.45 ml	5

CENTRAL VENOUS CATHETERS

Catheter Clamp

PRODUCT CODE	DESCRIPTION	UNITS/CASE
0601870	Non-Sterile Catheter Clamps	3

PTFE Peel-Apart Introducers

PRODUCT CODE	FRENCH SIZE	TOTAL LENGTH	UNITS/EACH
0601150	5 F	10.5 cm	1
0601165	6.5 F	15 cm	1
0601170	7 F	13 cm	1
0607770	7 F	15 cm	1
0607780	8 F	15 cm	1
0601110	10 F	15 cm	1
0607710	10 F	15 cm	1
0601113	13 F	15 cm	1
0601114	14 F	14 cm	1
0601115	15 F	14 cm	1

Tunnelers for HICKMAN® / BROVIAC® / LEONARD®

PRODUCT CODE	DESCRIPTION	UNITS/CASE
0601930	Plastic Tunneler	5

CTO CATHETERS

CROSSER® CTO Recanalization Catheters

PRODUCT CODE	DESCRIPTION	LENGTH (CM)	PLATFORM	UNITS/EACH
CROSSER® Catheters - Peripheral				
CRUS6106	CROSSER® Catheter S6	106	no wire	1
CRUS6A	CROSSER® Catheter S6	154	no wire	1
CRUP106	CROSSER® Catheter 14P	106	RX	1
CRUOP106	CROSSER® Catheter 14P	106	OTW	1
CRU14PA	CROSSER® Catheter 14P	146	RX	1
CRUO14PA	CROSSER® Catheter 14P	146	OTW	1
CRUS106	CROSSER® Catheter 14S	106	RX	1
CRUOS106	CROSSER® Catheter 14S	106	OTW	1
CRU14SA	CROSSER® Catheter 14S	146	RX	1
CRUO14SA	CROSSER® Catheter 14S	146	OTW	1
CRU18A	CROSSER® Catheter 18	125	RX	1
CROSSER® Catheter System Electronics				
GEN200	CROSSER® Generator			1
INJ100	FLOWMATE® Injector			1
CROSSER® Catheter System Electronics - Recommended Adjunctive Devices				
INJKIT	FLOWMATE® Procedural Kit			5/case

CTO SUPPORT CATHETERS AND GUIDEWIRES

PORTER® Guidewires

PRODUCT CODE	DIAMETER	LENGTH (CM)	TIP STIFFNESS	UNITS/CASE
GWP1403	.014"	195	3 g	5/case
GWP1406	.014"	195	6 g	5/case
GWP1403X	.014"	300	3 g	5/case
GWP1406X	.014"	300	6 g	5/case
GWP1409X	.014"	300	9 g	5/case
GWP1412X	.014"	300	12 g	5/case

SIDEKICK® Support Catheters

PRODUCT CODE	LENGTH (CM)	SHAPE	UNITS/EACH
For Use with CROSSER® Catheters 14P and 14S			
SD70	70	Straight	1
SD70A	70	Angled	1
SD70T	70	Straight Tapered	1
SD70AT	70	Angled Tapered	1
SD110	110	Straight	1
SD110A	110	Tapered	1
SD110T	110	Straight Tapered	1
SD110AT	110	Angled Tapered	1

USHER® Support Catheters

PRODUCT CODE	LENGTH (CM)	SHAPE	UNITS/EACH
For Use with CROSSER® Catheter S6			
USH83T	83	Straight Tapered	1
USH83AT	83	Angled Tapered	1
USH130T	130	Straight Tapered	1
USH130AT	130	Angled Tapered	1

CROSSING SUPPORT CATHETERS

SEEKER® Crossing Support Catheters

PRODUCT CODE	WIRE COMPATIBILITY	CATHETER LENGTH	UNITS/CASE
SK13514	.014"	135 cm	5/case
SK15014	.014"	150 cm	5/case
SK9018	.018"	90 cm	5/case
SK13518	.018"	135 cm	5/case
SK15018	.018"	150 cm	5/case
SK6535M	.035"	65 cm	5/case
SK9035M	.035"	90 cm	5/case
SK13535M	.035"	135 cm	5/case
SK15035M	.035"	150 cm	5/case

HEMODIALYSIS CATHETERS (LONG-TERM)

DECATHLON® DF Long-Term Hemodialysis Catheter with AIRGUARD® Valved Introducer

PRODUCT CODE	CATHETER SIZE	INSERTION LENGTH (TIP TO CUFF)	CATHETER LENGTH	TIP STYLE	UNITS/CASE
Straight, Polyurethane Catheter, Standard Kit					
DF19SH24K	16 F	19 cm	24 cm	Tapered Split	5
DF23SH28K	16 F	23 cm	28 cm	Tapered Split	5
DF27SH32K	16 F	27 cm	32 cm	Tapered Split	5
DF31SH36K	16 F	31 cm	36 cm	Tapered Split	5
DF35SH40K	16 F	35 cm	40 cm	Tapered Split	5
DF50SH55K	16 F	50 cm	55 cm	Tapered Split	5

Straight, Polyurethane Catheter, Exchange Kit

DF19IT24K	16 F	19 cm	24 cm	Tapered Split	5
DF23IT28K	16 F	23 cm	28 cm	Tapered Split	5
DF27IT32K	16 F	27 cm	32 cm	Tapered Split	5
DF31IT36K	16 F	31 cm	36 cm	Tapered Split	5
DF35IT40K	16 F	35 cm	40 cm	Tapered Split	5
DF50IT55K	16 F	50 cm	55 cm	Tapered Split	5

DUET® Long-Term Hemodialysis Catheter with AIRGUARD® Valved Introducer

PRODUCT CODE	CATHETER SIZE	INSERTION LENGTH (TIP TO CUFF)	UNITS/CASE
Polyurethane Catheter, Standard Kit			
5223190	10 F	19 cm Arterial / 22 cm Venous	10
5223230	10 F	23 cm Arterial / 26 cm Venous	10
5223280	10 F	28 cm Arterial / 31 cm Venous	10

DUET® Repair Kit

PRODUCT CODE	DESCRIPTION	UNITS/CASE
5581000	DUET® Repair Kit	5

HEMODIALYSIS CATHETERS (LONG-TERM)

EQUISTREAM® Catheter with AIRGUARD® Valved Introducer

PRODUCT CODE	CATHETER SIZE	INSERTION LENGTH (TIP TO CUFF)	CATHETER LENGTH	TIP STYLE	STYLET	UNITS/CASE
ALPHACURVE®, Polyurethane Catheter, Standard Kit						
5905190	14.5 F	19 cm	24 cm	Split	None	5
5905240	14.5 F	24 cm	29 cm	Split	None	5
5905280	14.5 F	28 cm	33 cm	Split	None	5
5905310	14.5 F	31 cm	36 cm	Split	None	5
Straight, Polyurethane Catheter, Standard Kit						
5903150	14.5 F	15 cm	19 cm	Split	Preloaded	5
5903190	14.5 F	19 cm	24 cm	Split	Preloaded	5
5903230	14.5 F	23 cm	28 cm	Split	Preloaded	5
5903270	14.5 F	27 cm	32 cm	Split	Preloaded	5
5903310	14.5 F	31 cm	36 cm	Split	Preloaded	5
5903350	14.5 F	35 cm	40 cm	Split	Preloaded	5
5903420	14.5 F	42 cm	47 cm	Split	Preloaded	5
Straight, Polyurethane Catheter, Microintroducer Kit						
5904190	14.5 F	19 cm	24 cm	Split	Preloaded	5
5904230	14.5 F	23 cm	36 cm	Split	Preloaded	5
5904270	14.5 F	27 cm	40 cm	Split	Preloaded	5
5904310	14.5 F	31 cm	55 cm	Split	Preloaded	5

EQUISTREAM® XK Catheter with AIRGUARD® Valved Introducer

PRODUCT CODE	CATHETER SIZE	INSERTION LENGTH (TIP TO CUFF)	CATHETER LENGTH	TIP STYLE	STYLET	UNITS/CASE
ALPHACURVE®, Polyurethane Catheter, Standard Kit						
5915190	16 F	19 cm	24 cm	Split	None	5
5915240	16 F	24 cm	29 cm	Split	None	5
5915280	16 F	28 cm	33 cm	Split	None	5
5915310	16 F	31 cm	36 cm	Split	None	5
Straight, Polyurethane Catheter, Standard Kit						
5913190	16 F	19 cm	24 cm	Split	Preloaded	5
5913230	16 F	23 cm	28 cm	Split	Preloaded	5
5913270	16 F	27 cm	32 cm	Split	Preloaded	5
5913310	16 F	31 cm	36 cm	Split	Preloaded	5
5913350	16 F	35 cm	40 cm	Split	Preloaded	5
5913420	16 F	42 cm	47 cm	Split	Preloaded	5

HEMODIALYSIS CATHETERS (LONG-TERM)

GLIDEPATH™ Long-Term Hemodialysis Catheter with AIRGUARD® Valved Introducer

PRODUCT CODE	CATHETER SIZE	INSERTION LENGTH (TIP TO CUFF)	CATHETER LENGTH	TIP STYLE	STYLET	UNITS/CASE
Straight, Polyurethane Catheter, Standard Kit						
5393150	14.5 F	15 cm	20 cm	Symmetric	Preloaded	5
5393190	14.5 F	19 cm	24 cm	Symmetric	Preloaded	5
5393230	14.5 F	23 cm	28 cm	Symmetric	Preloaded	5
5393270	14.5 F	27 cm	32 cm	Symmetric	Preloaded	5
5393310	14.5 F	31 cm	36 cm	Symmetric	Preloaded	5
5393350	14.5 F	35 cm	39 cm	Symmetric	Preloaded	5
5393420	14.5 F	42 cm	47 cm	Symmetric	Preloaded	5
5393500	14.5 F	50 cm	55 cm	Symmetric	Preloaded	5
ALPHACURVE®, Polyurethane Catheter, Standard Kit						
5396190	14.5 F	19 cm	25 cm	Symmetric	None	5
5396240	14.5 F	24 cm	29 cm	Symmetric	None	5
5396280	14.5 F	28 cm	33 cm	Symmetric	None	5
5396310	14.5 F	31 cm	37 cm	Symmetric	None	5
Straight, Polyurethane Catheter, Exchange Kit						
5397150	14.5 F	15 cm	20 cm	Symmetric	Preloaded	5
5397190	14.5 F	19 cm	24 cm	Symmetric	Preloaded	5
5397230	14.5 F	23 cm	28 cm	Symmetric	Preloaded	5
5397270	14.5 F	27 cm	32 cm	Symmetric	Preloaded	5
5397310	14.5 F	31 cm	36 cm	Symmetric	Preloaded	5
5397350	14.5 F	35 cm	40 cm	Symmetric	Preloaded	5
5397420	14.5 F	42 cm	47 cm	Symmetric	Preloaded	5
5397500	14.5 F	50 cm	55 cm	Symmetric	Preloaded	5

HEMODIALYSIS CATHETERS (LONG-TERM)

HEMOSPLIT® Catheter with AIRGUARD® Valved Introducer

PRODUCT CODE	CATHETER SIZE	INSERTION LENGTH (TIP TO CUFF)	CATHETER LENGTH	TIP STYLE	CUFF TAPERED	UNITS/ CASE
ALPHACURVE®, Polyurethane Catheter, Standard Kit						
5735150	14.5 F	19 cm	25 cm	Split	No	5
5735190	14.5 F	24 cm	29 cm	Split	No	5
5735230	14.5 F	28 cm	33 cm	Split	No	5
5735270	14.5 F	31 cm	37 cm	Split	No	5
Straight, Polyurethane Catheter, Standard Kit						
5733694	14.5 F	19 cm	24 cm	Split	Yes	5
5733734	14.5 F	23 cm	28 cm	Split	Yes	5
5733274	14.5 F	27 cm	32 cm	Split	Yes	5
5733314	14.5 F	31 cm	36 cm	Split	Yes	5
5733150	14.5 F	15 cm	20 cm	Split	No	5
5733690	14.5 F	19 cm	24 cm	Split	No	5
5733730	14.5 F	23 cm	28 cm	Split	No	5
5733270	14.5 F	27 cm	32 cm	Split	No	5
5733310	14.5 F	31 cm	36 cm	Split	No	5
5733350	14.5 F	35 cm	40 cm	Split	No	5
5734420	14.5 F	42 cm	47 cm	Split	No	5
Straight, Polyurethane Catheter, Microintroducer Kit						
5743690	14.5 F	19 cm	24 cm	Split	No	5
5743730	14.5 F	23 cm	28 cm	Split	No	5
5743270	14.5 F	27 cm	32 cm	Split	No	5
5743310	14.5 F	31 cm	36 cm	Split	No	5
5743350	14.5 F	35 cm	40 cm	Split	No	5
5744420	14.5 F	42 cm	47 cm	Split	No	5
Straight, Polyurethane Catheter, Standard Kit BioLOC® Silver Sulfadiazine Coating						
5733153	14.5 F	15 cm	20 cm	Split	No	5
5733693	14.5 F	19 cm	24 cm	Split	No	5
5733733	14.5 F	23 cm	28 cm	Split	No	5
5733273	14.5 F	27 cm	32 cm	Split	No	5
5733313	14.5 F	31 cm	36 cm	Split	No	5
5733353	14.5 F	35 cm	40 cm	Split	No	5
5734423	14.5 F	42 cm	47 cm	Split	No	5
Straight, Polyurethane Catheter, Microintroducer Kit BioLOC® Silver Sulfadiazine Coating						
5743693	14.5 F	19 cm	24 cm	Split	No	5
5743733	14.5 F	23 cm	28 cm	Split	No	5
5743273	14.5 F	27 cm	32 cm	Split	No	5
5743313	14.5 F	31 cm	36 cm	Split	No	5

HEMODIALYSIS CATHETERS (LONG-TERM)

HEMOPLIT® XK Catheter with AIRGUARD® Valved Introducer

PRODUCT CODE	CATHETER SIZE	INSERTION LENGTH (TIP TO CUFF)	CATHETER LENGTH	TIP STYLE	UNITS/CASE
ALPHACURVE® , Polyurethane Catheter, Standard Kit					
5685150	16 F	19 cm	25 cm	Split	5
5685190	16 F	24 cm	29 cm	Split	5
5685230	16 F	28 cm	33 cm	Split	5
5685270	16 F	31 cm	37 cm	Split	5
Straight, Polyurethane Catheter, Standard Kit					
5683690	16 F	19 cm	24 cm	Split	5
5683730	16 F	23 cm	28 cm	Split	5
5683270	16 F	27 cm	32 cm	Split	5
5683310	16 F	31 cm	36 cm	Split	5
5683350	16 F	35 cm	40 cm	Split	5
5684420	16 F	42 cm	47 cm	Split	5
Straight, Polyurethane Catheter, Microintroducer Kit					
5693690	16 F	19 cm	24 cm	Split	5
5693730	16 F	23 cm	28 cm	Split	5
5693270	16 F	27 cm	32 cm	Split	5
5693310	16 F	31 cm	36 cm	Split	5
Straight, Polyurethane Catheter, Standard Kit BioBloc® Silver Sulfadiazine Coating					
5683693	16 F	19 cm	24 cm	Split	5
5683733	16 F	23 cm	28 cm	Split	5
5683273	16 F	27 cm	32 cm	Split	5
5683313	16 F	31 cm	36 cm	Split	5
5683353	16 F	35 cm	40 cm	Split	5
5883353	16 F	35 cm	40 cm	Split	5
5684423	16 F	42 cm	47 cm	Split	5

HEMOPLIT® / HEMOPLIT® XK Tunnelers

PRODUCT CODE	DESCRIPTION	UNITS/CASE
5688000	Malleable Tapered Tuner for use with HEMOPLIT® and HEMOPLIT® XK Catheters	10

HEMODIALYSIS CATHETERS (LONG-TERM)

HEMOSTAR® Catheter with AIRGUARD® Valved Introducer

PRODUCT CODE	CATHETER SIZE	INSERTION LENGTH (TIP TO CUFF)	CATHETER LENGTH	TIP STYLE	UNITS/CASE
ALPHACURVE®, Polyurethane Catheter, Standard Kit					
5835150	14.5 F	19 cm	25 cm	Staggered	5
5835190	14.5 F	24 cm	29 cm	Staggered	5
5835230	14.5 F	28 cm	33 cm	Staggered	5
5835270	14.5 F	31 cm	37 cm	Staggered	5
Straight, Polyurethane Catheter, Standard Kit					
5833150	14.5 F	15 cm	20 cm	Staggered	5
5833690	14.5 F	19 cm	24 cm	Staggered	5
5833730	14.5 F	23 cm	28 cm	Staggered	5
5833270	14.5 F	27 cm	32 cm	Staggered	5
5833310	14.5 F	31 cm	36 cm	Staggered	5
5833350	14.5 F	35 cm	40 cm	Staggered	5
5834420	14.5 F	42 cm	47 cm	Staggered	5
Straight, Polyurethane Catheter, Standard Kit, BioBloc® Silver Sulfadiazine Coating					
5833693	14.5 F	19 cm	24 cm	Staggered	5
5833733	14.5 F	23 cm	28 cm	Staggered	5
5833273	14.5 F	27 cm	32 cm	Staggered	5
5833313	14.5 F	31 cm	36 cm	Staggered	5
5833353	14.5 F	35 cm	40 cm	Staggered	5
5834423	14.5 F	42 cm	47 cm	Staggered	5

HEMOSTAR® XK Catheter with AIRGUARD® Valved Introducer

PRODUCT CODE	CATHETER SIZE	INSERTION LENGTH (TIP TO CUFF)	CATHETER LENGTH	TIP STYLE	UNITS/CASE
ALPHACURVE®, Polyurethane Catheter, Standard Kit					
5885150	16 F	19 cm	25 cm	Staggered	5
5885190	16 F	24 cm	29 cm	Staggered	5
5885230	16 F	28 cm	33 cm	Staggered	5
5885270	16 F	31 cm	37 cm	Staggered	5
Straight, Polyurethane Catheter, Standard Kit					
5883690	16 F	19 cm	24 cm	Staggered	5
5883730	16 F	23 cm	28 cm	Staggered	5
5883270	16 F	27 cm	32 cm	Staggered	5
5883310	16 F	31 cm	36 cm	Staggered	5
5883350	16 F	35 cm	40 cm	Staggered	5
5884420	16 F	42 cm	47 cm	Staggered	5
Straight, Polyurethane Catheter, Standard Kit, BioBloc® Silver Sulfadiazine Coating					
5883693	16 F	19 cm	24 cm	Staggered	5
5883733	16 F	23 cm	28 cm	Staggered	5
5883273	16 F	27 cm	32 cm	Staggered	5
5883313	16 F	31 cm	36 cm	Staggered	5
5884423	16 F	42 cm	47 cm	Staggered	5

HEMODIALYSIS CATHETERS (LONG-TERM)

RELIANCE XK™ Long-Term Hemodialysis Catheter with AIRGUARD® Valved Introducer

PRODUCT CODE	CATHETER SIZE	INSERTION LENGTH (TIP TO CUFF)	CATHETER LENGTH	TIP STYLE	STYLET	UNITS/CASE
Straight, Polyurethane Catheter, Standard Kit						
5323190	16F	19 cm	24 cm	Step-Tip	Preloaded	5
5323230	16F	23 cm	28 cm	Step-Tip	Preloaded	5
5323270	16F	27 cm	32 cm	Step-Tip	Preloaded	5
5323310	16F	31 cm	36 cm	Step-Tip	Preloaded	5
5323350	16F	35 cm	40 cm	Step-Tip	Preloaded	5
5323420	16F	42 cm	47 cm	Step-Tip	Preloaded	5
5323500	16F	50 cm	55 cm	Step-Tip	Preloaded	5
ALPHACURVE®, Polyurethane Catheter, Standard Kit						
5325190	16F	19 cm	25 cm	Step-Tip	None	5
5325240	16F	24 cm	29 cm	Step-Tip	None	5
5325280	16F	28 cm	33 cm	Step-Tip	None	5
5325310	16F	31 cm	37 cm	Step-Tip	None	5
Straight, Polyurethane Catheter, Exchange Kit						
5327190	16F	19 cm	24 cm	Step-Tip	Preloaded	5
5327230	16F	23 cm	28 cm	Step-Tip	Preloaded	5
5327270	16F	27 cm	32 cm	Step-Tip	Preloaded	5
5327310	16F	31 cm	36 cm	Step-Tip	Preloaded	5
5327350	16F	35 cm	40 cm	Step-Tip	Preloaded	5
5327420	16F	42 cm	47 cm	Step-Tip	Preloaded	5
5327500	16F	50 cm	55 cm	Step-Tip	Preloaded	5

HEMODIALYSIS CATHETERS (LONG-TERM)

RETRO® Long-Term Hemodialysis Catheter

PRODUCT CODE	CATHETER SIZE	INSERTION LENGTH (TIP TO CUFF)	CATHETER LENGTH	TIP STYLE	UNITS/CASE
Straight, Silicone Catheter, Standard Kit					
RS19SH24	16 F	19 cm	24 cm	Symmetric	5
RS23SH28	16 F	23 cm	28 cm	Symmetric	5
RS27SH32	16 F	27 cm	32 cm	Symmetric	5
RS31SH36	16 F	31 cm	36 cm	Symmetric	5
RS35SH40	16 F	35 cm	40 cm	Symmetric	5
RS50SH55	16 F	50 cm	55 cm	Symmetric	5

RETRO® Repair Kit

PRODUCT CODE	DESCRIPTION	UNITS/CASE
PRRK5	RETRO® Repair Kit	5

RETRO® Alternative Tunneler

PRODUCT CODE	DESCRIPTION	UNITS/CASE
RT100	RETRO® Alternative Tunneler	5

SOFT-CELL® Catheter

PRODUCT CODE	CATHETER SIZE	INSERTION LENGTH (TIP TO CUFF)	CATHETER LENGTH	TIP STYLE	INTRODUCER	UNITS/CASE
Straight, Polyurethane Catheter, Standard Kit						
5533620	12.5 F	12 cm	27 cm	Staggered	Peel-Apart	5
5533690	12.5 F	19 cm	38 cm	Staggered	Peel-Apart	5

SOFT-CELL® Tunnelers

PRODUCT CODE	DESCRIPTION	UNITS/CASE
5585000	Tunneler for use with SOFT-CELL® Catheters	10

HEMODIALYSIS CATHETERS (LONG-TERM)

AIRGUARD® Valved Introducer

PRODUCT CODE	CATHETER SIZE	INSERTION LENGTH (TIP TO CUFF)	UNITS/CASE
5515160	6.5 F	15 cm	10
5515180	8 F	15 cm	10
5515110	10 F	15 cm	10
5513150	15 F	13 cm	10
5513165	16.5 F	13 cm	10

Guidewires

PRODUCT CODE	WIRE SIZE	LENGTH	DESCRIPTION	UNITS/CASE
5583700	.038 in	70 cm	Dual Ended Calibrated Wire with 3 mm J-Tip	25
5583705	.038 in	70 cm	Single Ended Calibrated Wire	25

Hemodialysis Catheter Additional Accessories

PRODUCT CODE	DESCRIPTION	UNITS/CASE
5582080	8 F Vessel Dilator	10
5582100	10 F Vessel Dilator	10
5582110	11 F Vessel Dilator	10
5582000	10 - 12 F DUALATOR® Vessel Dilator	10
5584180	18 Gauge Introducer Needle	10
5589040	Heparin Labels	1 Roll

PORTS (NON-POWER)

M.R.I.® Dual Lumen Implantable Port

PRODUCT CODE	CATHETER	INTRODUCER	KIT CONFIGURATION	UNITS/EACH
Dual Lumen, Plastic, Intermediate Profile				
0603500	12 F Attachable Silicone	Open Introducer	Intermediate	1
0605920	9.5 F Attachable GROSHONG® Valved	Open Introducer	Intermediate	1
0605930	10 F Attachable Silicone	Open Introducer	Intermediate	1
0607100	10 F Pre-Attached Silicone	Open Introducer	Intermediate	1
0607200	10 F Pre-Attached Silicone	N/A	Basic	1
0615460	10 F Attachable Silicone	N/A	Basic	1

M.R.I.® Hard-Base Implantable Port

PRODUCT CODE	CATHETER	INTRODUCER	KIT CONFIGURATION	UNITS/EACH
Single Lumen, Plastic, Full Size Profile				
0604520	8 F Attachable GROSHONG® Valved	Open Introducer	Intermediate	1
0604550	9.6 F Attachable Silicone	Open Introducer	Intermediate	1
0604580	9.6 F Attachable Silicone	Open Introducer	Intermediate	1
0605450	8 F Attachable Polyurethane	Open Introducer	Intermediate	1
6604550	9.6 F Pre-Attached Silicone	Open Introducer	Intermediate	1

M.R.I.® Implantable Port

PRODUCT CODE	CATHETER	INTRODUCER	KIT CONFIGURATION	UNITS/EACH
Single Lumen, Plastic, Low Profile				
0602620	6.6 F Pre-Attached Silicone	N/A	Basic	1
0602670	6.6 F Pre-Attached Silicone	Open Introducer	Intermediate	1
0602690	6.6 F Attachable Silicone	Open Introducer	Intermediate	1
0602830	8 F Attachable GROSHONG® Valved	Open Introducer	Intermediate	1
0602840	8 F Attachable GROSHONG® Valved	N/A	Basic	1
Single Lumen, Plastic, Intermediate Profile				
0605400	8 F Attachable Polyurethane	N/A	Basic	1
0605420	8 F Attachable Polyurethane	Open Introducer	Intermediate	1
Single Lumen, Plastic, Full Size Profile				
0602610	9.6 F Pre-Attached Silicone	N/A	Basic	1
0602640	9.6 F Attachable Silicone	N/A	Basic	1
0602660	9.6 F Pre-Attached Silicone	Open Introducer	Intermediate	1
0602680	9.6 F Attachable Silicone	Open Introducer	Intermediate	1
0607173	6 F Attachable Polyurethane	Open Introducer	Intermediate	1
0607174	6 F Attachable Polyurethane	N/A	Basic	1

PORTS (NON-POWER)

M.R.I.® Low Profile Implantable Port

PRODUCT CODE	CATHETER	INTRODUCER	KIT CONFIGURATION	UNITS/EACH
Single Lumen, Plastic, Low Profile				
0603830	7 F Attachable GROSHONG® Valved	N/A	Basic	1
0603840	6.6 F Attachable Silicone	N/A	Basic	1
0603870	7 F Attachable GROSHONG® Valved	Open Introducer	Intermediate	1
0603880	6.6 F Attachable Silicone	Open Introducer	Intermediate	1
6603880	6.6 F Pre-Attached Silicone	N/A	Basic	1

M.R.I.® Ultra SLIMPORT® Implantable Port

PRODUCT CODE	CATHETER	INTRODUCER	KIT CONFIGURATION	UNITS/EACH
Single Lumen, Plastic, Low Profile				
0605640	6 F Attachable Polyurethane	Open Introducer	Intermediate	1
0655640	6 F Attachable Polyurethane	Open Introducer	Microintroducer	1

Peritoneal Port

PRODUCT CODE	CATHETER	INTRODUCER	KIT CONFIGURATION	UNITS/EACH
Single Lumen, Titanium, Full Size Profile				
0603000	14.3 Attachable Peritoneal	N/A	Basic	1
0603006	14.3 Attachable Peritoneal	N/A	Basic	1

SLIMPORT® Dual Lumen ROSENBLATT® Implantable Port

PRODUCT CODE	CATHETER	INTRODUCER	KIT CONFIGURATION	UNITS/EACH
Dual Lumen, Plastic, Intermediate Profile				
0604970	7 F Attachable Silicone	Open Introducer	Intermediate	1
0654970	7 F Attachable Silicone	Open Introducer	Microintroducer	1

PORTS (NON-POWER)

Titanium DOME™ Implantable Port

PRODUCT CODE	CATHETER	INTRODUCER	KIT CONFIGURATION	UNITS/EACH
Single Lumen, Titanium, Full Size Profile				
0602850	8 F Attachable GROSHONG® Valved	Open Introducer	Intermediate	1
0602870	9.6 F Attachable Silicone	Open Introducer	Intermediate	1

Titanium Implantable Port

PRODUCT CODE	CATHETER	INTRODUCER	KIT CONFIGURATION	UNITS/EACH
Single Lumen, Titanium, Low Profile				
0602180	6.6 F Pre-Attached Silicone	N/A	Basic	1
0602190	6.6 F Pre-Attached Silicone	Open Introducer	Intermediate	1
0602240	6.6 F Attachable Silicone	Open Introducer	Intermediate	1
0602280	6.6 F Pre-Attached Silicone	N/A	Basic	1
0602290	6.6 F Pre-Attached Silicone	Open Introducer	Intermediate	1
0602810	8 F Attachable GROSHONG® Valved	Open Introducer	Intermediate	1
0605490	6 F Attachable Polyurethane	N/A	Basic	1
0605510	6 F Attachable Polyurethane	Open Introducer	Intermediate	1
0606100	6.6 F Attachable Silicone	Open Introducer	Intermediate	1
0606150	8 F Attachable GROSHONG® Valved	Open Introducer	Intermediate	1
0606200	6.6 F Attachable Silicone	N/A	Basic	1

Single Lumen, Titanium, Intermediate Profile

0605300	8 F Attachable Polyurethane	N/A	Basic	1
0605320	8 F Attachable Polyurethane	Open Introducer	Intermediate	1
0607302	6 F Attachable Polyurethane	Open Introducer	Intermediate	1

Single Lumen, Titanium, Full Size Profile

0602210	9.6 F Attachable Silicone	N/A	Basic	1
0602230	9.6 F Attachable Silicone	Open Introducer	Intermediate	1
0602260	9.6 F Pre-Attached Silicone	N/A	Basic	1
0602270	9.6 F Pre-Attached Silicone	Open Introducer	Intermediate	1

Titanium SLIMPORT® Implantable Port

PRODUCT CODE	CATHETER	INTRODUCER	KIT CONFIGURATION	UNITS/EACH
Single Lumen, Titanium, Low Profile				
0605550	6 F Attachable Polyurethane	Open Introducer	Intermediate	1
0605560	6 F Attachable Polyurethane	N/A	Basic	1
0655510	6 F Attachable Polyurethane	Open Introducer	Microintroducer	1

PORTS (NON-POWER)

X-PORT™ Duo Implantable Port

PRODUCT CODE	CATHETER	INTRODUCER	KIT CONFIGURATION	UNITS/EACH
Dual Lumen, Plastic, Intermediate Profile				
0607630	10 F Attachable GROSHONG® Valved	Open Introducer	Intermediate	1
0607650	9.5 F Attachable GROSHONG® Valved	Open Introducer	Intermediate	1
0607655	10 F Attachable Silicone	Open Introducer	Intermediate	1
0607675	9.5 F Attachable Polyurethane	Open Introducer	Intermediate	1
0657675	9.5 F Attachable Polyurethane	Open Introducer	Microintroducer	1

X-PORT™ Implantable Port

PRODUCT CODE	CATHETER	INTRODUCER	KIT CONFIGURATION	UNITS/EACH
Single Lumen, Titanium, Low Profile				
0605840	6 F Attachable Polyurethane	N/A	Basic	1
0605850	6 F Attachable Polyurethane	Open Introducer	Intermediate	1
0655870	6 F Attachable Polyurethane	Open Introducer	Microintroducer	1
Single Lumen, Titanium, Intermediate Profile				
0608530	6 F Attachable Polyurethane	Open Introducer	Intermediate	1
0608540	8 F Attachable Polyurethane	Open Introducer	Intermediate	1
0658510	8 F Attachable Polyurethane	Open Introducer	Microintroducer	1

X-PORT™ Inline Duo Implantable Port

PRODUCT CODE	CATHETER	INTRODUCER	KIT CONFIGURATION	UNITS/EACH
Dual Lumen, Plastic, Intermediate Profile				
0607760	9.5 F Attachable Polyurethane	Open Introducer	Intermediate	1

X-PORT™ isp Implantable Port

PRODUCT CODE	CATHETER	INTRODUCER	KIT CONFIGURATION	UNITS/EACH
Single Lumen, Plastic, Intermediate Profile				
0607510	8 F Attachable Polyurethane	N/A	Basic	1
0607520	9.6 F Pre-Attached Silicone	N/A	Basic	1
0607530	6 F Attachable Polyurethane	Open Introducer	Intermediate	1
0607540	8 F Attachable Polyurethane	Open Introducer	Intermediate	1
0607550	9.6 F Pre-Attached Silicone	Open Introducer	Intermediate	1
0607555	9.6 F Attachable Silicone	Open Introducer	Intermediate	1
0657500	6 F Attachable Polyurethane	Open Introducer	Microintroducer	1
0657510	8 F Attachable Polyurethane	Open Introducer	Microintroducer	1
0657520	9.6 F Pre-Attached Silicone	Open Introducer	Microintroducer	1
0657525	9.6 F Attachable Silicone	Open Introducer	Microintroducer	1
7707540	8 F Attachable GROSHONG® Valved	Open Introducer	Intermediate	1
7757540	8 F Attachable GROSHONG® Valved	Open Introducer	Microintroducer	1

PORTS (POWER)

POWERPORT® CLEARVUE® isp Implantable Port

PRODUCT CODE	CATHETER	INTRODUCER	KIT CONFIGURATION	UNITS/EACH
Single Lumen, Silicone Encased, Intermediate Profile				
1608062	8 F Attachable Polyurethane	AIRGUARD® Valved	Intermediate	1

POWERPORT® CLEARVUE® Slim Implantable Port

PRODUCT CODE	CATHETER	INTRODUCER	KIT CONFIGURATION	UNITS/EACH
Single Lumen, Plastic, Low Profile				
1618000	8 F Attachable Polyurethane	AIRGUARD® Valved	Intermediate	1
1618070	8 F Attachable Polyurethane	AIRGUARD® Valved	Microintroducer	1

PORTS (POWER)

POWERPORT® Implantable Port

PRODUCT CODE	CATHETER	INTRODUCER	Kit CONFIGURATION	UNITS/ EACH
Single Lumen, Titanium, Full Size Profile				
1708000	8 F Attachable Polyurethane	AIRGUARD® Valved	Intermediate	1
1708001	8 F Attachable Polyurethane	AIRGUARD® Valved	Intermediate	1
1708070	8 F Attachable Polyurethane	AIRGUARD® Valved	Microintroducer	1
1708071	8 F Attachable Polyurethane	AIRGUARD® Valved	Microintroducer	1
1709600	9.6 F Attachable Silicone	AIRGUARD® Valved	Intermediate	1
1709601	9.6 F Attachable Silicone	AIRGUARD® Valved	Intermediate	1
1759600	9.6 F Pre-Attached Silicone	AIRGUARD® Valved	Intermediate	1
1759601	9.6 F Pre-Attached Silicone	AIRGUARD® Valved	Intermediate	1
1778000	8 F Attachable GROSHONG® Valved	Open Introducer	Intermediate	1
1778001	8 F Attachable GROSHONG® Valved	Open Introducer	Intermediate	1
1778070	8 F Attachable GROSHONG® Valved	Open Introducer	Microintroducer	1
1778071	8 F Attachable GROSHONG® Valved	Open Introducer	Microintroducer	1

POWERPORT® isp Implantable Port

PRODUCT CODE	CATHETER	INTRODUCER	Kit CONFIGURATION	UNITS/ EACH
Single Lumen, Titanium, Intermediate Profile				
1706050	6 F Attachable Polyurethane	AIRGUARD® Valved	Microintroducer	1
1706051	6 F Attachable Polyurethane	AIRGUARD® Valved	Microintroducer	1
1706060	6 F Attachable Polyurethane	AIRGUARD® Valved	Intermediate	1
1706061	6 F Attachable Polyurethane	AIRGUARD® Valved	Intermediate	1
1708050	8 F Attachable Polyurethane	AIRGUARD® Valved	Microintroducer	1
1708051	8 F Attachable Polyurethane	AIRGUARD® Valved	Microintroducer	1
1708060	8 F Attachable Polyurethane	AIRGUARD® Valved	Intermediate	1
1708061	8 F Attachable Polyurethane	AIRGUARD® Valved	Intermediate	1
1708550	8 F Attachable GROSHONG® Valved	Open Introducer	Microintroducer	1
1708551	8 F Attachable GROSHONG® Valved	Open Introducer	Microintroducer	1
1708560	8 F Attachable GROSHONG® Valved	Open Introducer	Intermediate	1
1708561	8 F Attachable GROSHONG® Valved	Open Introducer	Intermediate	1
4708060	8 F Attachable Polyurethane	AIRGUARD® Valved	Intermediate	1
4708061	8 F Attachable Polyurethane	AIRGUARD® Valved	Intermediate	1
4708560	8 F Attachable GROSHONG® Valved	Open Introducer	Intermediate	1
4708561	8 F Attachable GROSHONG® Valved	Open Introducer	Intermediate	1

PORTS (POWER)

POWERPORT® M.R.I.® Duo Implantable Port

PRODUCT CODE	CATHETER	INTRODUCER	KIT CONFIGURATION	UNITS/ EACH
Dual Lumen, Plastic, Intermediate Profile				
1829500	9.5 F Attachable Polyurethane	AIRGUARD® Valved	Intermediate	1
1829570	9.5 F Attachable Polyurethane	AIRGUARD® Valved	Microintroducer	1

POWERPORT® M.R.I.® Implantable Port

PRODUCT CODE	CATHETER	INTRODUCER	KIT CONFIGURATION	UNITS/ EACH
Single Lumen, Plastic, Full Size Profile				
1808000	8 F Attachable Polyurethane	AIRGUARD® Valved	Intermediate	1
1808001	8 F Attachable Polyurethane	AIRGUARD® Valved	Intermediate	1
1808070	8 F Attachable Polyurethane	AIRGUARD® Valved	Microintroducer	1
1808071	8 F Attachable Polyurethane	AIRGUARD® Valved	Microintroducer	1
1809600	9.6 F Pre-Attached Silicone	AIRGUARD® Valved	Intermediate	1
1809601	9.6 F Attachable Silicone	AIRGUARD® Valved	Intermediate	1
1809670	9.6 F Attachable Silicone	AIRGUARD® Valved	Microintroducer	1
1859600	9.6 F Pre-Attached Silicone	AIRGUARD® Valved	Intermediate	1
1859601	9.6 F Pre-Attached Silicone	AIRGUARD® Valved	Intermediate	1
1878000	8 F Attachable GROSHONG® Valved	Open Introducer	Intermediate	1
1878001	8 F Attachable GROSHONG® Valved	Open Introducer	Intermediate	1
1878070	8 F Attachable GROSHONG® Valved	Open Introducer	Microintroducer	1
1878071	8 F Attachable GROSHONG® Valved	Open Introducer	Microintroducer	1

POWERPORT® M.R.I.® isp Implantable Port

PRODUCT CODE	CATHETER	INTRODUCER	KIT CONFIGURATION	UNITS/ EACH
Single Lumen, Plastic, Intermediate Profile				
1806050	6 F Attachable Polyurethane	AIRGUARD® Valved	Microintroducer	1
1806051	6 F Attachable Polyurethane	AIRGUARD® Valved	Microintroducer	1
1806060	6 F Attachable Polyurethane	AIRGUARD® Valved	Intermediate	1
1806061	6 F Attachable Polyurethane	AIRGUARD® Valved	Intermediate	1
1808050	8 F Attachable Polyurethane	AIRGUARD® Valved	Microintroducer	1
1808051	8 F Attachable Polyurethane	AIRGUARD® Valved	Microintroducer	1
1808060	8 F Attachable Polyurethane	AIRGUARD® Valved	Intermediate	1
1808061	8 F Attachable Polyurethane	AIRGUARD® Valved	Intermediate	1
1808550	8 F Attachable GROSHONG® Valved	Open Introducer	Microintroducer	1
1808551	8 F Attachable GROSHONG® Valved	Open Introducer	Microintroducer	1
1808560	8 F Attachable GROSHONG® Valved	Open Introducer	Intermediate	1
1808561	8 F Attachable GROSHONG® Valved	Open Introducer	Intermediate	1
1809660	9.6 F Attachable Silicone	AIRGUARD® Valved	Intermediate	1
1809661	9.6 F Attachable Silicone	AIRGUARD® Valved	Intermediate	1
1859660	9.6 F Pre-Attached Silicone	AIRGUARD® Valved	Intermediate	1
1859661	9.6 F Pre-Attached Silicone	AIRGUARD® Valved	Intermediate	1
4808060	8 F Attachable Polyurethane	AIRGUARD® Valved	Intermediate	1
4808061	8 F Attachable Polyurethane	AIRGUARD® Valved	Intermediate	1
4808560	8 F Attachable GROSHONG® Valved	Open Introducer	Intermediate	1
4808561	8 F Attachable GROSHONG® Valved	Open Introducer	Intermediate	1

PORTS (POWER)

POWERPORT® Slim Implantable Port

PRODUCT CODE	CATHETER	INTRODUCER	KIT CONFIGURATION	UNITS/EACH
Single Lumen, Titanium, Low Profile				
1716000	6 F Attachable Polyurethane	AIRGUARD® Valved	Intermediate	1
1716001	6 F Attachable Polyurethane	AIRGUARD® Valved	Intermediate	1
1716070	6 F Attachable Polyurethane	AIRGUARD® Valved	Microintroducer	1
1716071	6 F Attachable Polyurethane	AIRGUARD® Valved	Microintroducer	1
1718000	8 F Attachable Polyurethane	AIRGUARD® Valved	Intermediate	1
1718001	8 F Attachable Polyurethane	AIRGUARD® Valved	Intermediate	1
1718070	8 F Attachable Polyurethane	AIRGUARD® Valved	Microintroducer	1
1718500	8 F Attachable GROSHONG® Valved	Open Introducer	Intermediate	1
1718501	8 F Attachable GROSHONG® Valved	Open Introducer	Intermediate	1

POWERPORT® VUE® isp Implantable Port

PRODUCT CODE	CATHETER	INTRODUCER	KIT CONFIGURATION	UNITS/EACH
Single Lumen, Titanium, Intermediate Profile				
1706052	6 F Attachable Polyurethane	AIRGUARD® Valved	Microintroducer	1
1706062	6 F Attachable Polyurethane	AIRGUARD® Valved	Intermediate	1
1708052	8 F Attachable Polyurethane	AIRGUARD® Valved	Microintroducer	1
1708062	8 F Attachable Polyurethane	AIRGUARD® Valved	Intermediate	1

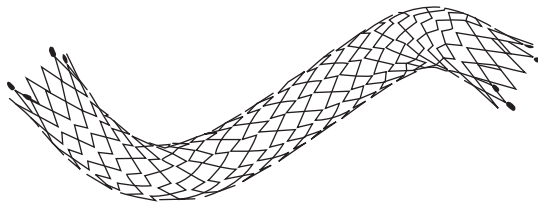
POWERPORT® VUE® M.R.I. Implantable Port

PRODUCT CODE	CATHETER	INTRODUCER	KIT CONFIGURATION	UNITS/EACH
Single Lumen, Plastic, Intermediate Profile				
1806052	6 F Attachable Polyurethane	AIRGUARD® Valved	Microintroducer	1
1806062	6 F Attachable Polyurethane	AIRGUARD® Valved	Intermediate	1
1808052	8 F Attachable Polyurethane	AIRGUARD® Valved	Microintroducer	1
1808062	8 F Attachable Polyurethane	AIRGUARD® Valved	Intermediate	1

STENTS & STENT GRAFTS

E-LUMINEXX® Vascular Stents

PRODUCT CODE	STENT		CATHETER LENGTH	GUIDEWIRE	CATHETER DIAMETER	UNITS/EACH
	DIAMETER	LENGTH				
ZBM07020	7 mm	20 mm	80 cm	0.035"	6F	1
ZBM07030	7 mm	30 mm	80 cm	0.035"	6F	1
ZBM07040	7 mm	40 mm	80 cm	0.035"	6F	1
ZBM07060	7 mm	60 mm	80 cm	0.035"	6F	1
ZBM07080	7 mm	80 mm	80 cm	0.035"	6F	1
ZBM07100	7 mm	100 mm	80 cm	0.035"	6F	1
ZBL07020	7 mm	20 mm	135 cm	0.035"	6F	1
ZBL07030	7 mm	30 mm	135 cm	0.035"	6F	1
ZBL07040	7 mm	40 mm	135 cm	0.035"	6F	1
ZBL07060	7 mm	60 mm	135 cm	0.035"	6F	1
ZBL07080	7 mm	80 mm	135 cm	0.035"	6F	1
ZBL07100	7 mm	100 mm	135 cm	0.035"	6F	1
ZBM08020	8 mm	20 mm	80 cm	0.035"	6F	1
ZBM08030	8 mm	30 mm	80 cm	0.035"	6F	1
ZBM08040	8 mm	40 mm	80 cm	0.035"	6F	1
ZBM08060	8 mm	60 mm	80 cm	0.035"	6F	1
ZBM08080	8 mm	80 mm	80 cm	0.035"	6F	1
ZBM08100	8 mm	100 mm	80 cm	0.035"	6F	1
ZBL08020	8 mm	20 mm	135 cm	0.035"	6F	1
ZBL08030	8 mm	30 mm	135 cm	0.035"	6F	1
ZBL08040	8 mm	40 mm	135 cm	0.035"	6F	1
ZBL08060	8 mm	60 mm	135 cm	0.035"	6F	1
ZBL08080	8 mm	80 mm	135 cm	0.035"	6F	1
ZBL08100	8 mm	100 mm	135 cm	0.035"	6F	1



STENTS & STENT GRAFTS

E·LUMINEXX® Vascular Stents

PRODUCT CODE	STENT		CATHETER LENGTH	GUIDEWIRE	CATHETER DIAMETER	UNITS/EACH
	DIAMETER	LENGTH				
ZBM09020	9 mm	20 mm	80 cm	0.035"	6F	1
ZBM09030	9 mm	30 mm	80 cm	0.035"	6F	1
ZBM09040	9 mm	40 mm	80 cm	0.035"	6F	1
ZBM09060	9 mm	60 mm	80 cm	0.035"	6F	1
ZBM09080	9 mm	80 mm	80 cm	0.035"	6F	1
ZBM09100	9 mm	100 mm	80 cm	0.035"	6F	1
ZBL09020	9 mm	20 mm	135 cm	0.035"	6F	1
ZBL09030	9 mm	30 mm	135 cm	0.035"	6F	1
ZBL09040	9 mm	40 mm	135 cm	0.035"	6F	1
ZBL09060	9 mm	60 mm	135 cm	0.035"	6F	1
ZBL09080	9 mm	80 mm	135 cm	0.035"	6F	1
ZBL09100	9 mm	100 mm	135 cm	0.035"	6F	1
ZBM10020	10 mm	20 mm	80 cm	0.035"	6F	1
ZBM10030	10 mm	30 mm	80 cm	0.035"	6F	1
ZBM10040	10 mm	40 mm	80 cm	0.035"	6F	1
ZBM10060	10 mm	60 mm	80 cm	0.035"	6F	1
ZBM10080	10 mm	80 mm	80 cm	0.035"	6F	1
ZBM10100	10 mm	100 mm	80 cm	0.035"	6F	1
ZBL10020	10 mm	20 mm	135 cm	0.035"	6F	1
ZBL10030	10 mm	30 mm	135 cm	0.035"	6F	1
ZBL10040	10 mm	40 mm	135 cm	0.035"	6F	1
ZBL10060	10 mm	60 mm	135 cm	0.035"	6F	1
ZBL10080	10 mm	80 mm	135 cm	0.035"	6F	1
ZBL10100	10 mm	100 mm	135 cm	0.035"	6F	1

STENTS & STENT GRAFTS

FLAIR® Endovascular Stent Grafts

PRODUCT CODE	STENT		CATHETER LENGTH	GUIDEWIRE	CATHETER DIAMETER	UNITS/EACH
	DIAMETER	LENGTH				
FAS06030	6 mm	30 mm	80 cm	0.035"	9F	1
FAS06040	6 mm	40 mm	80 cm	0.035"	9F	1
FAS06050	6 mm	50 mm	80 cm	0.035"	9F	1
FAS06070	6 mm	70 mm	80 cm	0.035"	9F	1
FAS07030	7 mm	30 mm	80 cm	0.035"	9F	1
FAS07040	7 mm	40 mm	80 cm	0.035"	9F	1
FAS07050	7 mm	50 mm	80 cm	0.035"	9F	1
FAS07070	7 mm	70 mm	80 cm	0.035"	9F	1
FAS08030	8 mm	30 mm	80 cm	0.035"	9F	1
FAS08040	8 mm	40 mm	80 cm	0.035"	9F	1
FAS08050	8 mm	50 mm	80 cm	0.035"	9F	1
FAS08070	8 mm	70 mm	80 cm	0.035"	9F	1
FAS09030	9 mm	30 mm	80 cm	0.035"	9F	1
FAS09040	9 mm	40 mm	80 cm	0.035"	9F	1
FAS09050	9 mm	50 mm	80 cm	0.035"	9F	1

Straight Stent Graft



FAF06030	6 mm	30 mm	80 cm	0.035"	9F	1
FAF06040	6 mm	40 mm	80 cm	0.035"	9F	1
FAF06050	6 mm	50 mm	80 cm	0.035"	9F	1
FAF06070	6 mm	70 mm	80 cm	0.035"	9F	1
FAF07030	7 mm	30 mm	80 cm	0.035"	9F	1
FAF07040	7 mm	40 mm	80 cm	0.035"	9F	1
FAF07050	7 mm	50 mm	80 cm	0.035"	9F	1
FAF07070	7 mm	70 mm	80 cm	0.035"	9F	1
FAF08030	8 mm	30 mm	80 cm	0.035"	9F	1
FAF08040	8 mm	40 mm	80 cm	0.035"	9F	1
FAF08050	8 mm	50 mm	80 cm	0.035"	9F	1
FAF08070	8 mm	70 mm	80 cm	0.035"	9F	1
FAF09030	9 mm	30 mm	80 cm	0.035"	9F	1
FAF09040	9 mm	40 mm	80 cm	0.035"	9F	1
FAF09050	9 mm	50 mm	80 cm	0.035"	9F	1

Flared Stent Graft



STENTS & STENT GRAFTS

LIFESTAR™ Vascular Stents

PRODUCT CODE	STENT		CATHETER LENGTH	GUIDEWIRE	CATHETER DIAMETER	UNITS/EACH
	DIAMETER	LENGTH				
VIUS07020	7 mm	20 mm	80 cm	0.035"	6F	1
VIUS07030	7 mm	30 mm	80 cm	0.035"	6F	1
VIUS07040	7 mm	40 mm	80 cm	0.035"	6F	1
VIUS07060	7 mm	60 mm	80 cm	0.035"	6F	1
VIUS07080	7 mm	80 mm	80 cm	0.035"	6F	1
VIUS07100	7 mm	100 mm	80 cm	0.035"	6F	1
VIUL07020	7 mm	20 mm	135 cm	0.035"	6F	1
VIUL07030	7 mm	30 mm	135 cm	0.035"	6F	1
VIUL07040	7 mm	40 mm	135 cm	0.035"	6F	1
VIUL07060	7 mm	60 mm	135 cm	0.035"	6F	1
VIUL07080	7 mm	80 mm	135 cm	0.035"	6F	1
VIUL07100	7 mm	100 mm	135 cm	0.035"	6F	1
VIUS08020	8 mm	20 mm	80 cm	0.035"	6F	1
VIUS08030	8 mm	30 mm	80 cm	0.035"	6F	1
VIUS08040	8 mm	40 mm	80 cm	0.035"	6F	1
VIUS08060	8 mm	60 mm	80 cm	0.035"	6F	1
VIUS08080	8 mm	80 mm	80 cm	0.035"	6F	1
VIUS08100	8 mm	100 mm	80 cm	0.035"	6F	1
VIUL08020	8 mm	20 mm	135 cm	0.035"	6F	1
VIUL08030	8 mm	30 mm	135 cm	0.035"	6F	1
VIUL08040	8 mm	40 mm	135 cm	0.035"	6F	1
VIUL08060	8 mm	60 mm	135 cm	0.035"	6F	1
VIUL08080	8 mm	80 mm	135 cm	0.035"	6F	1
VIUL08100	8 mm	100 mm	135 cm	0.035"	6F	1

STENTS & STENT GRAFTS


LIFESTAR™ Vascular Stents

PRODUCT CODE	STENT		CATHETER LENGTH	GUIDEWIRE	CATHETER DIAMETER	UNITS/EACH
	DIAMETER	LENGTH				
VIUS09020	9 mm	20 mm	80 cm	0.035"	6F	1
VIUS09030	9 mm	30 mm	80 cm	0.035"	6F	1
VIUS09040	9 mm	40 mm	80 cm	0.035"	6F	1
VIUS09060	9 mm	60 mm	80 cm	0.035"	6F	1
VIUS09080	9 mm	80 mm	80 cm	0.035"	6F	1
VIUS09100	9 mm	100 mm	80 cm	0.035"	6F	1
VIUL09020	9 mm	20 mm	135 cm	0.035"	6F	1
VIUL09030	9 mm	30 mm	135 cm	0.035"	6F	1
VIUL09040	9 mm	40 mm	135 cm	0.035"	6F	1
VIUL09060	9 mm	60 mm	135 cm	0.035"	6F	1
VIUL09080	9 mm	80 mm	135 cm	0.035"	6F	1
VIUL09100	9 mm	100 mm	135 cm	0.035"	6F	1
VIUS10020	10 mm	20 mm	80 cm	0.035"	6F	1
VIUS10030	10 mm	30 mm	80 cm	0.035"	6F	1
VIUS10040	10 mm	40 mm	80 cm	0.035"	6F	1
VIUS10060	10 mm	60 mm	80 cm	0.035"	6F	1
VIUS10080	10 mm	80 mm	80 cm	0.035"	6F	1
VIUS10100	10 mm	100 mm	80 cm	0.035"	6F	1
VIUL10020	10 mm	20 mm	135 cm	0.035"	6F	1
VIUL10030	10 mm	30 mm	135 cm	0.035"	6F	1
VIUL10040	10 mm	40 mm	135 cm	0.035"	6F	1
VIUL10060	10 mm	60 mm	135 cm	0.035"	6F	1
VIUL10080	10 mm	80 mm	135 cm	0.035"	6F	1
VIUL10100	10 mm	100 mm	135 cm	0.035"	6F	1

STENTS & STENT GRAFTS

LIFESTENT® and LIFESTENT® XL Vascular Stent Systems

PRODUCT CODE	STENT		CATHETER LENGTH	GUIDEWIRE	CATHETER DIAMETER	UNITS/EACH
	DIAMETER	LENGTH				
EX060201CS	6 mm	20 mm	80 cm	0.035"	6F	1
EX060301CS	6 mm	30 mm	80 cm	0.035"	6F	1
EX060401CS	6 mm	40 mm	80 cm	0.035"	6F	1
EX060601CS	6 mm	60 mm	80 cm	0.035"	6F	1
EX060801CS	6 mm	80 mm	80 cm	0.035"	6F	1
EX061001CS	6 mm	100 mm	80 cm	0.035"	6F	1
EX061201CS	6 mm	120 mm	80 cm	0.035"	6F	1
EX061501CS	6 mm	150 mm	80 cm	0.035"	6F	1
EX061701CS	6 mm	170 mm	80 cm	0.035"	6F	1
EX060203CS	6 mm	20 mm	130 cm	0.035"	6F	1
EX060303CS	6 mm	30 mm	130 cm	0.035"	6F	1
EX060403CS	6 mm	40 mm	130 cm	0.035"	6F	1
EX060603CS	6 mm	60 mm	130 cm	0.035"	6F	1
EX060803CS	6 mm	80 mm	130 cm	0.035"	6F	1
EX061003CS	6 mm	100 mm	130 cm	0.035"	6F	1
EX061203CS	6 mm	120 mm	130 cm	0.035"	6F	1
EX061503CS	6 mm	150 mm	130 cm	0.035"	6F	1
EX061703CS	6 mm	170 mm	130 cm	0.035"	6F	1
EX070201CS	7 mm	20 mm	80 cm	0.035"	6F	1
EX070301CS	7 mm	30 mm	80 cm	0.035"	6F	1
EX070401CS	7 mm	40 mm	80 cm	0.035"	6F	1
EX070601CS	7 mm	60 mm	80 cm	0.035"	6F	1
EX070801CS	7 mm	80 mm	80 cm	0.035"	6F	1
EX071001CS	7 mm	100 mm	80 cm	0.035"	6F	1
EX071201CS	7 mm	120 mm	80 cm	0.035"	6F	1
EX071501CS	7 mm	150 mm	80 cm	0.035"	6F	1
EX071701CS	7 mm	170 mm	80 cm	0.035"	6F	1
EX070203CS	7 mm	20 mm	130 cm	0.035"	6F	1
EX070303CS	7 mm	30 mm	130 cm	0.035"	6F	1
EX070403CS	7 mm	40 mm	130 cm	0.035"	6F	1
EX070603CS	7 mm	60 mm	130 cm	0.035"	6F	1
EX070803CS	7 mm	80 mm	130 cm	0.035"	6F	1
EX071003CS	7 mm	100 mm	130 cm	0.035"	6F	1
EX071203CS	7 mm	120 mm	130 cm	0.035"	6F	1
EX071503CS	7 mm	150 mm	130 cm	0.035"	6F	1
EX071703CS	7 mm	170 mm	130 cm	0.035"	6F	1



STENTS & STENT GRAFTS

LIFEStENT® SOLO™ Vascular Stent Systems

PRODUCT CODE	STENT		CATHETER LENGTH	GUIDEWIRE	CATHETER DIAMETER	UNITS/EACH
	DIAMETER	LENGTH				
EX062001CL	6 mm	200 mm	80 cm	0.035"	6F	1
EX062003CL	6 mm	200 mm	135 cm	0.035"	6F	1
EX072001CL	7 mm	200 mm	80 cm	0.035"	6F	1
EX072003CL	7 mm	200 mm	135 cm	0.035"	6F	1

SURGICAL GRAFTS: AV ACCESS SPECIALTY GRAFTS

VECTRA® Revision Grafts (10-12 W.P.I. or 4-5 W.P.C.)*


PRODUCT CODE	DIMENSIONS	UNITS/EACH
T5020002	5 mm x 20 cm	1
T6020002	6 mm x 20 cm	1



*W.P.I. = Wraps Per Inch W.P.C. = Wraps Per Centimeter

VECTRA® Revision Grafts (24-32 W.P.I. or 9.5-12.5 W.P.C.)*

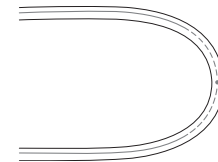
PRODUCT CODE	DIMENSIONS	UNITS/EACH
T5020003	5 mm x 20 cm	1
T6020003	6 mm x 20 cm	1



*W.P.I. = Wraps Per Inch W.P.C. = Wraps Per Centimeter

VECTRA® Vascular Access Grafts

PRODUCT CODE	DIMENSIONS	UNITS/EACH
T5040001	5 mm x 40 cm	1
T6040001	6 mm x 40 cm	1
T5050001	5 mm x 50 cm	1
T6050001	6 mm x 50 cm	1



SURGICAL GRAFTS: AV ACCESS SPECIALTY GRAFTS

VENAFLO® II Vascular Grafts

PRODUCT CODE	DIMENSIONS	UNITS/EACH
VL1006C	6 mm x 10 cm	1
VL1007C	7 mm x 10 cm	1
V1008C*	8 mm x 10 cm	1
VL2006C	6 mm x 20 cm	1
VL2007C	7 mm x 20 cm	1
VL3006C	6 mm x 30 cm	1
VL3007C	7 mm x 30 cm	1
VL4006C	6 mm x 40 cm	1
VL4007C	7 mm x 40 cm	1
VL5006C	6 mm x 50 cm	1
VL5007C	7 mm x 50 cm <td 1	
V5008C*	8 mm x 50 cm	1
<hr/>		
CVL4006C	6 mm x 40 cm	1
CVL4007C	7 mm x 40 cm	1
CVL5006C	6 mm x 50 cm	1
<hr/>		
VLT2046C	4 - 6 mm x 20 cm	1
VLT2047C	4 - 7 mm x 20 cm	1
VLT2546C	4 - 6 mm x 25 cm	1
VLT2547C	4 - 7 mm x 25 cm	1
VLT3046C	4 - 6 mm x 30 cm	1
VLT3047C	4 - 7 mm x 30 cm	1
VLT3547C	4 - 7 mm x 35 cm	1
VT3558C*	5 - 8 mm x 35 cm	1
VLT4046C	4 - 6 mm x 40 cm	1
VLT4047C	4 - 7 mm x 40 cm	1
VT4058C*	5 - 8 mm x 40 cm	1
VLT4546C	4 - 6 mm x 45 cm	1
VLT4547C	4 - 7 mm x 45 cm	1
<hr/>		
CVLT4547C	4 - 7 mm x 45 cm	1

Straight



CENTERFLEX™ Grafts



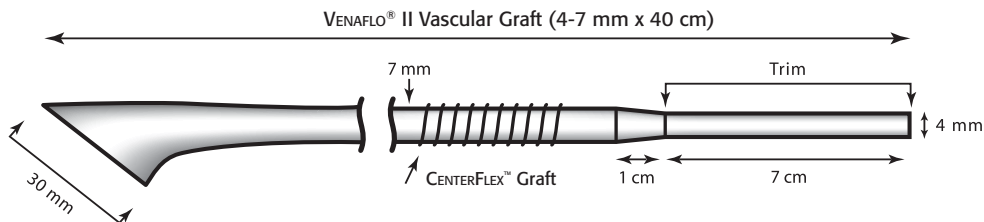
Stepped



Stepped CENTERFLEX™ Grafts



*VENAFLO® Vascular Grafts 8 mm (No trim lines)



VENAFLO® II Vascular Grafts with carbon used in outpatient procedures may be eligible for transitional pass-through payments. Call **1-800-BARD-357** for a complete listing of eligible codes.



70 For Ordering or Information: **1.800.321.4254**

CONFIDENTIAL AND PROPRIETARY

Please consult package inserts for more detailed safety information and instructions for use.

SURGICAL GRAFTS: CARBOFLO® AND ePTFE GRAFTS

CARBOFLO® Vascular Grafts

PRODUCT CODE	DIMENSIONS	UNITS/EACH	
10S04C	4 mm x 10 cm	1	Straight 
10S05C	5 mm x 10 cm	1	
10S06C	6 mm x 10 cm	1	
10S07C	7 mm x 10 cm	1	
10S08C	8 mm x 10 cm	1	
20S06C	6 mm x 20 cm	1	
20S07C	7 mm x 20 cm	1	
20S08C	8 mm x 20 cm	1	
30S06C	6 mm x 30 cm	1	
40S05C	5 mm x 40 cm	1	
40S06C	6 mm x 40 cm	1	
40S07C	7 mm x 40 cm	1	
40S08C	8 mm x 40 cm	1	
50S04C	4 mm x 50 cm	1	
50S05C	5 mm x 50 cm	1	
50S06C	6 mm x 50 cm	1	
50S07C	7 mm x 50 cm	1	
50S08C	8 mm x 50 cm	1	
70S06C	6 mm x 70 cm	1	
70S07C	7 mm x 70 cm	1	
70S08C	8 mm x 70 cm	1	
80S06C	6 mm x 80 cm	1	
80S07C	7 mm x 80 cm	1	
80S08C	8 mm x 80 cm	1	
<hr/>			Flex Small Beading 
F5006SC	6 mm x 50 cm	1	
F7006SC	6 mm x 70 cm	1	
F7008SC	8 mm x 70 cm	1	
F8006SC	6 mm x 80 cm	1	
F8008SC	8 mm x 80 cm	1	

SURGICAL GRAFTS: CARBOFLO® AND ePTFE GRAFTS

CARBOFLO® Vascular Grafts

PRODUCT CODE	DIMENSIONS	UNITS/EACH
F1006C	6 mm x 10 cm	1
F4006C	6 mm x 40 cm	1
F4008C	8 mm x 40 cm	1
F5006C	6 mm x 50 cm	1
F5007C	7 mm x 50 cm	1
F5008C	8 mm x 50 cm	1
F5010C	10 mm x 50 cm	1
F6006C	6 mm x 60 cm	1
F6008C	8 mm x 60 cm	1
F7006C	6 mm x 70 cm	1
F7007C	7 mm x 70 cm	1
F7008C	8 mm x 70 cm	1
F8006C	6 mm x 80 cm	1
F8007C	7 mm x 80 cm	1
F8008C	8 mm x 80 cm	1
F8010C	10 mm x 80 cm	1
70T74C	7 - 4 mm x 70 cm	1
T4546C	4 - 6 mm x 45 cm	1
T4547C	4 - 7 mm x 45 cm	1
T4558C	5 - 8 mm x 45 cm	1
T5047C	4 - 7 mm x 50 cm	1
40A64C	6 - 4 mm x 40 cm	1
40A74C	7 - 4 mm x 40 cm	1
CF4006C	6 mm x 40 cm	1
CF4008C	8 mm x 40 cm	1
CF5006C	6 mm x 50 cm	1
CF5007C	7 mm x 50 cm	1
CFT4047C	4 - 7 mm x 40 cm	1
CFT4547C	4 - 7 mm x 45 cm	1
CFT4558C	5 - 8 mm x 45 cm	1
CFT5047C	4 - 7 mm x 50 cm	1
CF40A74C	7 - 4 mm x 40 cm	1

CARBOFLO® Flex Grafts



Tapered



Stepped



Short Tapered



CENTERFLEX™ Grafts



Stepped CENTERFLEX™ Grafts



Short Tapered CENTERFLEX™ Grafts



CARBOFLO® Grafts used in outpatient procedures may be eligible for transitional pass-through payments. Call **1-800-BARD-357** for a complete listing of eligible codes.

SURGICAL GRAFTS: CARBOFLO® AND ePTFE GRAFTS

CARBOFLO® Vascular Grafts

PRODUCT CODE	DIMENSIONS	UNITS/EACH
10S06TWC	6 mm x 10 cm	1
10S07TWC	7 mm x 10 cm	1
10S08TWC	8 mm x 10 cm	1
10S10TWC	10 mm x 10 cm	1
20S06TWC	6 mm x 20 cm	1
40S06TWC	6 mm x 40 cm	1
40S08TWC	8 mm x 40 cm	1
50S05TWC	5 mm x 50 cm	1
50S06TWC	6 mm x 50 cm	1
50S07TWC	7 mm x 50 cm	1
50S08TWC	8 mm x 50 cm	1
70S05TWC	5 mm x 70 cm	1
70S06TWC	6 mm x 70 cm	1
70S07TWC	7 mm x 70 cm	1
70S08TWC	8 mm x 70 cm	1
80S06TWC	6 mm x 80 cm	1
80S07TWC	7 mm x 80 cm	1
80S08TWC	8 mm x 80 cm	1
F3006TWSC	6 mm x 30 cm	1
F3008TWSC	8 mm x 30 cm	1
F5006TWSC	6 mm x 50 cm	1
F5008TWSC	8 mm x 50 cm	1
F6006TWSC	6 mm x 60 cm	1
F7005TWSC	5 mm x 70 cm	1
F7006TWSC	6 mm x 70 cm	1
F7007TWSC	7 mm x 70 cm	1
F7008TWSC	8 mm x 70 cm	1
F8006TWSC	6 mm x 80 cm	1
F8007TWSC	7 mm x 80 cm	1
F8008TWSC	8 mm x 80 cm	1
70T74TWC	7 - 4 mm x 70 cm	1
70T85TWC	8 - 5 mm x 70 cm	1
F70T74TSC	7 - 4 mm x 70 cm	1
F70T85TSC	8 - 5 mm x 70 cm	1
F80T74TSC	7 - 4 mm x 80 cm	1

Straight Thinwall



Flex Thinwall Small Beading



Tapered Thinwall



Flex Thinwall Tapered Small Beading



SURGICAL GRAFTS: CARBOFLO® AND ePTFE GRAFTS


IMPRA® Vascular Grafts

PRODUCT CODE	DIMENSIONS	UNITS/EACH
05S06	6 mm x 5 cm	1
10S03	3 mm x 10 cm	1
10S035	3.5 mm x 10 cm	1
10S04	4 mm x 10 cm	1
10S05	5 mm x 10 cm	1
10S06	6 mm x 10 cm	1
10S07	7 mm x 10 cm	1
10S08	8 mm x 10 cm	1
10S10	10 mm x 10 cm	1
20S06	6 mm x 20 cm	1
20S08	8 mm x 20 cm	1
30S06	6 mm x 30 cm	1
40S04	4 mm x 40 cm	1
40S05	5 mm x 40 cm	1
40S06	6 mm x 40 cm	1
40S07	7 mm x 40 cm	1
40S08	8 mm x 40 cm	1
40S10	10 mm x 40 cm	1
50S06	6 mm x 50 cm	1
50S07	7 mm x 50 cm	1
50S08	8 mm x 50 cm	1
60S06	6 mm x 60 cm	1
70S04	4 mm x 70 cm	1
70S05	5 mm x 70 cm	1
70S06	6 mm x 70 cm	1
70S07	7 mm x 70 cm	1
70S08	8 mm x 70 cm	1
70S10	10 mm x 70 cm	1
80S06	6 mm x 80 cm	1
80S08	8 mm x 80 cm	1
90S06	6 mm x 90 cm	1
90S08	8 mm x 90 cm	1
10S13	13 mm x 10 cm	1
10S16	16 mm x 10 cm	1
10S19	19 mm x 10 cm	1
35S13	13 mm x 35 cm	1
35S16	16 mm x 35 cm	1
35S19	19 mm x 35 cm	1

Straight

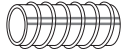
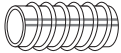


Large Diameter



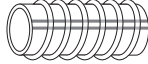





SURGICAL GRAFTS: CARBOFLO® AND ePTFE GRAFTS

IMPRA® Vascular Grafts

PRODUCT CODE	DIMENSIONS	UNITS/EACH	
F2006S	6 mm x 20 cm	1	Flex Small Beading 
F4008S	8 mm x 40 cm	1	
F5008S	8 mm x 50 cm	1	
F7006S	6 mm x 70 cm	1	
F7008S	8 mm x 70 cm	1	
F8006S	6 mm x 80 cm	1	
F8008S	8 mm x 80 cm	1	
<hr/>			
F1006	6 mm x 10 cm	1	IMPRA® Flex Grafts 
F1008	8 mm x 10 cm	1	
F1010	10 mm x 10 cm	1	
F2006	6 mm x 20 cm	1	
F2007	7 mm x 20 cm	1	
F3006	6 mm x 30 cm	1	
F4006	6 mm x 40 cm	1	
F4007	7 mm x 40 cm	1	
F4008	8 mm x 40 cm	1	
F4010	10 mm x 40 cm	1	
F5006	6 mm x 50 cm	1	
F5007	7 mm x 50 cm	1	
F5008	8 mm x 50 cm	1	
F5010	10 mm x 50 cm	1	
F6006	6 mm x 60 cm	1	
F6008	8 mm x 60 cm	1	
F6010	10 mm x 60 cm	1	
F7006	6 mm x 70 cm	1	
F7007	7 mm x 70 cm	1	
F7008	8 mm x 70 cm	1	
F7010	10 mm x 70 cm	1	
F8006	6 mm x 80 cm	1	
F8007	7 mm x 80 cm	1	
F8008	8 mm x 80 cm	1	
F9006	6 mm x 90 cm	1	
F9008	8 mm x 90 cm	1	

SURGICAL GRAFTS: CARBOFLO® AND ePTFE GRAFTS

IMPRA® Vascular Grafts

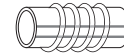
PRODUCT CODE	DIMENSIONS	UNITS/EACH	
F2513	13 mm x 25 cm	1	Flex Large Diameter 
F2516	16 mm x 25 cm	1	
F2519	19 mm x 25 cm	1	
F3513	13 mm x 35 cm	1	
F3516	16 mm x 35 cm	1	
F3519	19 mm x 35 cm	1	
70T74	7 - 4 mm x 70 cm	1	Tapered 
70T85	8 - 5 mm x 70 cm	1	
F70T74S	7 - 4 mm x 70 cm	1	Flex Tapered Small Beading 
F70T85S	8 - 5 mm x 70 cm	1	
F70T74	7 - 4 mm x 70 cm	1	Flex Tapered 
T1547	4 - 7 mm x 15 cm	1	Stepped 
T4546	4 - 6 mm x 45 cm	1	
T4547	4 - 7 mm x 45 cm	1	
T4558	5 - 8 mm x 45 cm	1	
T5047	4 - 7 mm x 50 cm	1	
T5058	5 - 8 mm x 50 cm	1	
T6047	4 - 7 mm x 60 cm	1	
40A64	6 - 4 mm x 40 cm	1	
40A74	7 - 4 mm x 40 cm	1	Short Tapered 
45A64	6 - 4 mm x 45 cm	1	
60A74	7 - 4 mm x 60 cm	1	

SURGICAL GRAFTS: CARBOFLO® AND ePTFE GRAFTS

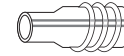
IMPRA® Vascular Grafts

PRODUCT CODE	DIMENSIONS	UNITS/EACH
CF4006	6 mm x 40 cm	1
CF4008	8 mm x 40 cm	1
CF5006	6 mm x 50 cm	1
CF5008	8 mm x 50 cm	1
CF8006	6 mm x 80 cm	1
<hr/>		
CFT4547	4 - 7 mm x 45 cm	1
CFT4558	5 - 8 mm x 45 cm	1
<hr/>		
CF40A64	6 - 4 mm x 40 cm	1

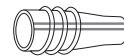
CENTERFLEX™ Grafts



Stepped CENTERFLEX™ Grafts



Short Tapered CENTERFLEX™ Grafts



IMPRA® Vascular Grafts

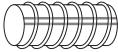
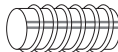
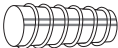
PRODUCT CODE	DIMENSIONS	UNITS/EACH
10S03TW	3 mm x 10 cm	1
10S04TW	4 mm x 10 cm	1
10S05TW	5 mm x 10 cm	1
10S06TW	6 mm x 10 cm	1
10S08TW	8 mm x 10 cm	1
20S06TW	6 mm x 20 cm	1
30S06TW	6 mm x 30 cm	1
40S03TW	3 mm x 40 cm	1
40S06TW	6 mm x 40 cm	1
40S08TW	8 mm x 40 cm	1
70S06TW	6 mm x 70 cm	1
70S07TW	7 mm x 70 cm	1
70S08TW	8 mm x 70 cm	1
80S06TW	6 mm x 80 cm	1
80S07TW	7 mm x 80 cm	1
80S08TW	8 mm x 80 cm	1

Straight Thinwall



SURGICAL GRAFTS: CARBOFLO® AND ePTFE GRAFTS

IMPRA® Vascular Grafts

PRODUCT CODE	DIMENSIONS	UNITS/EACH	
F1006TWS	6 mm x 10 cm	1	Flex Thinwall Small Beading 
F5006TWS	6 mm x 50 cm	1	
F5008TWS	8 mm x 50 cm	1	
F6006TWS	6 mm x 60 cm	1	
F7006TWS	6 mm x 70 cm	1	
F7007TWS	7 mm x 70 cm	1	
F7008TWS	8 mm x 70 cm	1	
F8006TWS	6 mm x 80 cm	1	
F8007TWS	7 mm x 80 cm	1	
F8008TWS	8 mm x 80 cm	1	
F4006TW	6 mm x 40 cm	1	Flex Thinwall 
F4008TW	8 mm x 40 cm	1	
F5006TW	6 mm x 50 cm	1	
F5008TW	8 mm x 50 cm	1	
F7006TW	6 mm x 70 cm	1	
F7007TW	7 mm x 70 cm	1	
F7008TW	8 mm x 70 cm	1	
F8006TW	6 mm x 80 cm	1	
F8008TW	8 mm x 80 cm	1	
F70T74TWS	7 - 4 mm x 70 cm	1	Flex Thinwall Tapered Small Beading 

SURGICAL GRAFTS: PERIPHERAL VASCULAR SPECIALTY GRAFTS

DISTAFLO® Bypass Grafts

PRODUCT CODE	DIMENSIONS	UNITS/EACH
DF5006SC	6 mm x 50 cm	1
DF5007SC	7 mm x 50 cm	1
DF5008SC	8 mm x 50 cm	1
DF6006SC	6 mm x 60 cm	1
DF6007SC	7 mm x 60 cm	1
DF6008SC	8 mm x 60 cm	1
DF7006SC	6 mm x 70 cm	1
DF7007SC	7 mm x 70 cm	1
DF7008SC	8 mm x 70 cm	1
DF8006SC	6 mm x 80 cm	1
DF8007SC	7 mm x 80 cm	1
DF8008SC	8 mm x 80 cm	1
<hr/>		
DFM5006SC	6 mm x 50 cm	1
DFM6006SC	6 mm x 60 cm	1
DFM7006SC	6 mm x 70 cm	1
DFM8006SC	6 mm x 80 cm	1

Flex Small Beading With Standard Cuff



Flex Small Beading With Small Cuff



DISTAFLO® Mini Cuff Bypass Grafts

PRODUCT CODE	DIMENSIONS	UNITS/EACH
DFX6006SC	6 mm x 60 cm	1
DFX7006SC	6 mm x 70 cm	1
DFX8006SC	6 mm x 80 cm	1
DFX9006SC	6 mm x 90 cm	1

Flex Small Beading With Mini Cuff



DYNAFLO® Bypass Grafts

PRODUCT CODE	DIMENSIONS	UNITS/EACH
DN5007C	7 mm x 50 cm	1
DN5008C	8 mm x 50 cm	1
DN6007C	7 mm x 60 cm	1
DN6008C	8 mm x 60 cm	1
<hr/>		
DNF5007SC	7 mm x 50 cm	1
DNF5008SC	8 mm x 50 cm	1
DNF6007SC	7 mm x 60 cm	1
DNF6008SC	8 mm x 60 cm	1
DNF7007SC	7 mm x 70 cm	1
DNF7008SC	8 mm x 70 cm	1
DNF8007SC	7 mm x 80 cm	1
DNF8008SC	8 mm x 80 cm	1

Bypass Grafts



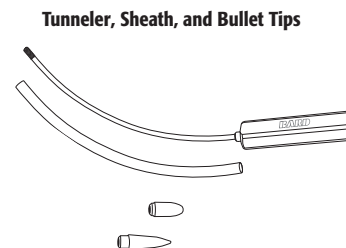
Flex Small Beading



SURGICAL GRAFTS: TUNNELER SETS AND ACCESSORIES

AV Sheath Tunneler Set

PRODUCT CODE	DESCRIPTION	DIMENSIONS	UNITS/EACH
AVST2000	AV Sheath Tunneler Set Set includes item codes listed below.		1
AVSTS0005	5 mm Straight Sheath	23 cm	1
AVSTS0605	5 mm 60° Sheath	22 cm	1
AVSTS1205	5 mm 120° Sheath	22 cm	1
AVST0015	5 mm Dissecting Bullet Tip		1
AVST0025	5 mm Blunt Bullet Tip		1
AVSTS0006	6 mm Straight Sheath	23 cm	1
AVSTS0606	6 mm 60° Sheath	22 cm	1
AVSTS1206	6 mm 120° Sheath	22 cm	1
AVSTS1806	6 mm 180° Sheath	19 cm	1
AVST0016	6 mm Dissecting Bullet Tip		1
AVST0026	6 mm Blunt Bullet tip		1
AVSTR000	Straight Rod	24.5 cm	1
AVSTR060	60° Rod	23.5 cm	1
AVSTR120	120° Rod	23.5 cm	1
AVSTR180	180° Rod	20.5 cm	1
AVST0200	Handle		1
AVST0100	Sterilization Cassette		1



AV Sheath Tunneler Replacement Parts and Tips


PRODUCT CODE	DESCRIPTION	DIMENSIONS	UNITS/EACH
AVSTS0005	5 mm Straight Sheath	23 cm	1
AVSTS0605	5 mm 60° Sheath	22 cm	1
AVSTS1205	5 mm 120° Sheath	22 cm	1
AVST0015	5 mm Dissecting Bullet Tip		1
AVST0025	5 mm Blunt Bullet Tip		1
AVSTS0006	6 mm Straight Sheath	23 cm	1
AVSTS0606	6 mm 60° Sheath	22 cm	1
AVSTS1206	6 mm 120° Sheath	22 cm	1
AVSTS1806	6 mm 180° Sheath	19 cm	1
AVST0016	6 mm Dissecting Bullet Tip		1
AVST0026	6 mm Blunt Bullet tip		1
AVSTR000	Straight Rod	24.5 cm	1
AVSTR060	60° Rod	23.5 cm	1
AVSTR120	120° Rod	23.5 cm	1
AVSTR180	180° Rod	20.5 cm	1
AVST0200	Handle		1
AVST0100	Sterilization Cassette		1

SURGICAL GRAFTS: TUNNELER SETS AND ACCESSORIES

Bi-Directional Tunneler Accessories

PRODUCT CODE	DESCRIPTION	DIMENSIONS	UNITS/EACH
BTH001	Universal Tunneler Handle		1
BTSC035	Curved Shaft	55 cm	1

Universal Tunneler Handle



Curved and Straight Shafts



Bi-Directional Tunneler Replacement Tips

PRODUCT CODE	DESCRIPTION	DIMENSIONS	UNITS/EACH
BTT06	Bullet Tip	6 mm	1
BTT07	Bullet Tip	7 mm	1
BTT08	Bullet Tip	8 mm	1

Bullet Tip

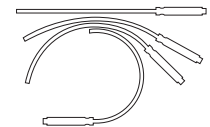


Bi-Directional Tunneler Replacement Tips are interchangeable with the Kelly-Wick Tunneler Tips.

Kelly-Wick Tunneler Replacement Parts and Tips

PRODUCT CODE	DESCRIPTION	DIMENSIONS	UNITS/EACH
KWS23C	Curved Shaft (60°)	23 cm	1
KWS23CS	Curved Shaft (120°)	23 cm	1
KWS23CSS	Curved Shaft (180°)	23 cm	1
KWS23S	Straight Shaft	23 cm	1
KWT004	Bullet Tip	4 mm	1
KWT004KWL	Vein Tip w/Luer Adapter	4 mm	1
KWT006	Bullet Tip	6 mm	1
KWT007	Bullet Tip	7 mm	1
KWT008	Bullet Tip	8 mm	1
KWT010	Bullet Tip	10 mm	1
KWT012	Bullet Tip	12 mm	1
KWC200	Tunneling Case		1

Shafts



Bullet Tip



SURGICAL GRAFTS: TUNNELER SETS AND ACCESSORIES

PV Sheath Tunneler Set

PRODUCT CODE	DESCRIPTION	DIMENSIONS	UNITS/EACH
PVT1000	PV Sheath Tunneler Set		1
PVT0100	Sterilization Cassette		1
PVT0200	Handle		1
PVT0300	8.5 mm Short Sheath	(19"/48 cm Long)	1
PVT0400	11 mm Short Sheath	(19"/48 cm Long)	1
PVT0500	11 mm Long Sheath	(23"/60 cm Long)	1
PVT0600	Short Rod		1
PVT0700	Long Rod		1
PVT0800	8.5 mm Bullet Tip		1
PVT0900	11 mm Bullet Tip		1

Sheath Tunneler



TAPES AND POUCHES

PTFE and Polyester Braided Tapes and Pouches

PRODUCT CODE	DIMENSIONS		UNITS/CASE
	INCHES	CENTIMETERS	
BARD® PTFE Braided Tape (2 per sterile pouch)			
007913	1/16" x 24"	2 mm x 61 cm	20
007914	3/16" x 24"	4 mm x 61 cm	20
007917	1/16" x 36"	2 mm x 91.4 cm	20
007918	3/16" x 36"	4 mm x 91.4 cm	20
BARD® Polyester Braided Tape (2 per sterile pouch)			
007915	1/8" x 24"	3 mm x 61 cm	20
BARD® Polyester Braided Tape (1 per sterile pouch)			
007916	1/8" x 36"	3 mm x 91.4 cm	10
BARD® PARSONNET™ Pulse Generator Pouches			
002904	Small		5
002905	Large		5
002906	X-Large		5



VALVULOPLASTY - AORTIC

TRUE DILATATION™ Balloon Valvuloplasty Catheters

PRODUCT CODE	BALLOON		CATHETER LENGTH (CM)	SHEATH SIZE (F)	UNITS/EACH
	DIAMETER (MM)	LENGTH (CM)			
0204511	20	4.5	110	11F	1
0224512	22	4.5	110	12F	1
0244512	24	4.5	110	12F	1
0264513	26	4.5	110	13F	1

0.035" guidewire compatible

VALVULOPLASTY - PULMONARY

VIDA® PTV* Balloon Dilatation Catheters

PRODUCT CODE	BALLOON		CATHETER LENGTH (CM)	SHEATH SIZE (F)	UNITS/EACH
	DIAMETER (MM)	LENGTH (CM)			
VDA100122	12	2	100	7F	1
VDA100124	12	4	100	7F	1
VDA100126	12	6	100	7F	1
VDA100142	14	2	100	7F	1
VDA100144	14	4	100	7F	1
VDA100146	14	6	100	8F	1
VDA100162	16	2	100	8F	1
VDA100164	16	4	100	8F	1
VDA100166	16	6	100	8F	1
VDA100182	18	2	100	8F	1
VDA100184	18	4	100	8F	1
VDA100186	18	6	100	9F	1
VDA100202	20	2	100	9F	1
VDA100204	20	4	100	9F	1
VDA100222	22	2	100	10F	1
VDA100224	22	4	100	10F	1
VDA100242	24	2	100	10F	1
VDA100244	24	4	100	10F	1
VDA100262	26	2	100	12F	1
VDA100264	26	4	100	12F	1

0.035" guidewire compatible

*Percutaneous Transluminal Valvuloplasty

VASCULAR PROBES

Vascular Probes

PRODUCT CODE	DIMENSIONS		UNITS/CASE
	PROBE SIZE	LENGTH	
BARD® PARSONNET™ Vascular Probes			
007603	1.0 mm	45 cm	5
007604	1.5 mm	45 cm	5
007605	2.0 mm	45 cm	5
007606	2.5 mm	45 cm	5
007607	3.0 mm	45 cm	5
007608	3.5 mm	45 cm	5



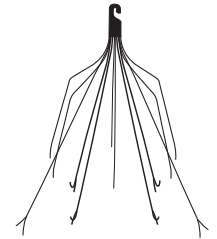
VENA CAVA FILTERS

BARD® Snare Retrieval Kit

PRODUCT CODE	DESCRIPTION	UNITS/EACH
SRK30	Dual Sheath Snare Retrieval Kit, 20 mm	1

DENALI® Vena Cava Filter System

PRODUCT CODE	DESCRIPTION	UNITS/EACH
DL900F	Femoral Delivery Kit	1
DL900J	Jugular/Subclavian Delivery Kit	1

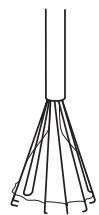


Individual Delivery Sheath / Dilator Sets for SIMON NITINOL® Filter

PRODUCT CODE	DESCRIPTION	UNITS/EACH
3120F	Femoral Catheter	1
3220J	Jugular/Subclavian Catheter	1
3320A	Antecubital Catheter	1

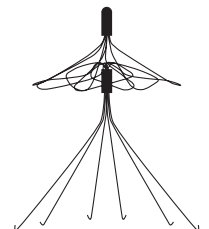
RECOVERY CONE® Removal System

PRODUCT CODE	DESCRIPTION	UNITS/EACH
FBRC	RECOVERY CONE® Removal System	1



SIMON NITINOL® Filter System

PRODUCT CODE	DESCRIPTION	UNITS/EACH
2120F	Femoral Delivery Kit	1
2220J	Jugular/Subclavian Delivery Kit	1
2320A	Antecubital Delivery Kit	1



U.S. Non-Vascular Table of Contents

BILIARY STENTS

E•LUMINEXX® Biliary Stents	91-93
LIFESTAR™ Biliary Stents	94-96
LIFESTENT® and LIFESTENT® XL Biliary Stent Systems	97-99
VALEO® Balloon Expandable Biliary Stents	100

DRAINAGE

ASPIRA® Drainage Catheters	101
NAVARRE® Drainage Catheters	102

ENTERAL FEEDING

Low-Profile Replacement Devices	103
Percutaneous Endoscopic Gastrostomy (PEG) Feeding Devices	104
Percutaneous Endoscopic Gastrostomy (PEG) Accessories	104
Standard Profile Replacement Devices	105
Stoma Measuring Device	105

TRACHEOBRONCHIAL STENT GRAFTS

FLUENCY® Plus Tracheobronchial Stent Grafts	106
---	-----

FOR ORDERING OR INFORMATION: **1.800.321.4254**

CONFIDENTIAL AND PROPRIETARY

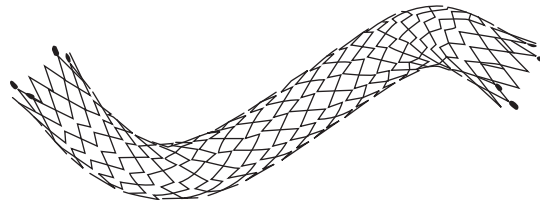
Please consult package inserts for more detailed safety information and instructions for use.

BILIARY STENTS

E-LUMINEXX® Biliary Stents

PRODUCT CODE	STENT		CATHETER LENGTH	GUIDEWIRE	CATHETER DIAMETER	UNITS/EACH
	DIAMETER	LENGTH				
ZBL04020	4 mm	20 mm	135 cm	0.035"	6F	1
ZBL04030	4 mm	30 mm	135 cm	0.035"	6F	1
ZBL04040	4 mm	40 mm	135 cm	0.035"	6F	1
ZBL04060	4 mm	60 mm	135 cm	0.035"	6F	1
ZBL04080	4 mm	80 mm	135 cm	0.035"	6F	1
ZBL04100	4 mm	100 mm	135 cm	0.035"	6F	1
ZBL04120	4 mm	120 mm	135 cm	0.035"	6F	1
ZBL05020	5 mm	20 mm	135 cm	0.035"	6F	1
ZBL05030	5 mm	30 mm	135 cm	0.035"	6F	1
ZBL05040	5 mm	40 mm	135 cm	0.035"	6F	1
ZBL05060	5 mm	60 mm	135 cm	0.035"	6F	1
ZBL05080	5 mm	80 mm	135 cm	0.035"	6F	1
ZBL05100	5 mm	100 mm	135 cm	0.035"	6F	1
ZBL05120	5 mm	120 mm	135 cm	0.035"	6F	1
ZBM06020	6 mm	20 mm	80 cm	0.035"	6F	1
ZBM06030	6 mm	30 mm	80 cm	0.035"	6F	1
ZBM06040	6 mm	40 mm	80 cm	0.035"	6F	1
ZBM06060	6 mm	60 mm	80 cm	0.035"	6F	1
ZBM06080	6 mm	80 mm	80 cm	0.035"	6F	1
ZBM06100	6 mm	100 mm	80 cm	0.035"	6F	1
ZBM06120	6 mm	120 mm	80 cm	0.035"	6F	1
ZBL06020	6 mm	20 mm	135 cm	0.035"	6F	1
ZBL06030	6 mm	30 mm	135 cm	0.035"	6F	1
ZBL06040	6 mm	40 mm	135 cm	0.035"	6F	1
ZBL06060	6 mm	60 mm	135 cm	0.035"	6F	1
ZBL06080	6 mm	80 mm	135 cm	0.035"	6F	1
ZBL06100	6 mm	100 mm	135 cm	0.035"	6F	1
ZBL06120	6 mm	120 mm	135 cm	0.035"	6F	1

WARNING: The safety and effectiveness of the 4 mm - 6 mm and 12 mm - 14 mm diameter and the 120 mm length E-LUMINEXX® Biliary Stent for use in the vascular system has not been established.



BILIARY STENTS

E-LUMINEXX® Biliary Stents

PRODUCT CODE	STENT		CATHETER LENGTH	GUIDEWIRE	CATHETER DIAMETER	UNITS/EACH
	DIAMETER	LENGTH				
ZBM07020	7 mm	20 mm	80 cm	0.035"	6F	1
ZBM07030	7 mm	30 mm	80 cm	0.035"	6F	1
ZBM07040	7 mm	40 mm	80 cm	0.035"	6F	1
ZBM07060	7 mm	60 mm	80 cm	0.035"	6F	1
ZBM07080	7 mm	80 mm	80 cm	0.035"	6F	1
ZBM07100	7 mm	100 mm	80 cm	0.035"	6F	1
ZBM07120	7 mm	120 mm	80 cm	0.035"	6F	1
ZBL07020	7 mm	20 mm	135 cm	0.035"	6F	1
ZBL07030	7 mm	30 mm	135 cm	0.035"	6F	1
ZBL07040	7 mm	40 mm	135 cm	0.035"	6F	1
ZBL07060	7 mm	60 mm	135 cm	0.035"	6F	1
ZBL07080	7 mm	80 mm	135 cm	0.035"	6F	1
ZBL07100	7 mm	100 mm	135 cm	0.035"	6F	1
ZBL07120	7 mm	120 mm	135 cm	0.035"	6F	1
ZBM08020	8 mm	20 mm	80 cm	0.035"	6F	1
ZBM08030	8 mm	30 mm	80 cm	0.035"	6F	1
ZBM08040	8 mm	40 mm	80 cm	0.035"	6F	1
ZBM08060	8 mm	60 mm	80 cm	0.035"	6F	1
ZBM08080	8 mm	80 mm	80 cm	0.035"	6F	1
ZBM08100	8 mm	100 mm	80 cm	0.035"	6F	1
ZBM08120	8 mm	120 mm	80 cm	0.035"	6F	1
ZBL08020	8 mm	20 mm	135 cm	0.035"	6F	1
ZBL08030	8 mm	30 mm	135 cm	0.035"	6F	1
ZBL08040	8 mm	40 mm	135 cm	0.035"	6F	1
ZBL08060	8 mm	60 mm	135 cm	0.035"	6F	1
ZBL08080	8 mm	80 mm	135 cm	0.035"	6F	1
ZBL08100	8 mm	100 mm	135 cm	0.035"	6F	1
ZBL08120	8 mm	120 mm	135 cm	0.035"	6F	1
ZBM09020	9 mm	20 mm	80 cm	0.035"	6F	1
ZBM09030	9 mm	30 mm	80 cm	0.035"	6F	1
ZBM09040	9 mm	40 mm	80 cm	0.035"	6F	1
ZBM09060	9 mm	60 mm	80 cm	0.035"	6F	1
ZBM09080	9 mm	80 mm	80 cm	0.035"	6F	1
ZBM09100	9 mm	100 mm	80 cm	0.035"	6F	1
ZBM09120	9 mm	120 mm	80 cm	0.035"	6F	1
ZBL09020	9 mm	20 mm	135 cm	0.035"	6F	1
ZBL09030	9 mm	30 mm	135 cm	0.035"	6F	1
ZBL09040	9 mm	40 mm	135 cm	0.035"	6F	1
ZBL09060	9 mm	60 mm	135 cm	0.035"	6F	1
ZBL09080	9 mm	80 mm	135 cm	0.035"	6F	1
ZBL09100	9 mm	100 mm	135 cm	0.035"	6F	1
ZBL09120	9 mm	120 mm	135 cm	0.035"	6F	1

WARNING: The safety and effectiveness of the 4 mm - 6 mm and 12 mm - 14 mm diameter and the 120 mm length E-LUMINEXX® Biliary Stent for use in the vascular system has not been established.

BILIARY STENTS

E-LUMINEXX® Biliary Stents

PRODUCT CODE	STENT		CATHETER LENGTH	GUIDEWIRE	CATHETER DIAM-ETER	UNITS/EACH
	DIAMETER	LENGTH				
ZBM10020	10 mm	20 mm	80 cm	0.035"	6F	1
ZBM10030	10 mm	30 mm	80 cm	0.035"	6F	1
ZBM10040	10 mm	40 mm	80 cm	0.035"	6F	1
ZBM10060	10 mm	60 mm	80 cm	0.035"	6F	1
ZBM10080	10 mm	80 mm	80 cm	0.035"	6F	1
ZBM10100	10 mm	100 mm	80 cm	0.035"	6F	1
ZBM10120	10 mm	120 mm	80 cm	0.035"	6F	1
ZBL10020	10 mm	20 mm	135 cm	0.035"	6F	1
ZBL10030	10 mm	30 mm	135 cm	0.035"	6F	1
ZBL10040	10 mm	40 mm	135 cm	0.035"	6F	1
ZBL10060	10 mm	60 mm	135 cm	0.035"	6F	1
ZBL10080	10 mm	80 mm	135 cm	0.035"	6F	1
ZBL10100	10 mm	100 mm	135 cm	0.035"	6F	1
ZBL10120	10 mm	120 mm	135 cm	0.035"	6F	1
ZBM12020	12 mm	20 mm	80 cm	0.035"	6F	1
ZBM12030	12 mm	30 mm	80 cm	0.035"	6F	1
ZBM12040	12 mm	40 mm	80 cm	0.035"	6F	1
ZBM12060	12 mm	60 mm	80 cm	0.035"	6F	1
ZBM12080	12 mm	80 mm	80 cm	0.035"	6F	1
ZBM12100	12 mm	100 mm	80 cm	0.035"	6F	1
ZBM12120	12 mm	120 mm	80 cm	0.035"	6F	1
ZBL12020	12 mm	20 mm	135 cm	0.035"	6F	1
ZBL12030	12 mm	30 mm	135 cm	0.035"	6F	1
ZBL12040	12 mm	40 mm	135 cm	0.035"	6F	1
ZBL12060	12 mm	60 mm	135 cm	0.035"	6F	1
ZBL12080	12 mm	80 mm	135 cm	0.035"	6F	1
ZBL12100	12 mm	100 mm	135 cm	0.035"	6F	1
ZBL12120	12 mm	120 mm	135 cm	0.035"	6F	1
ZBM14020	14 mm	20 mm	80 cm	0.035"	6F	1
ZBM14030	14 mm	30 mm	80 cm	0.035"	6F	1
ZBM14040	14 mm	40 mm	80 cm	0.035"	6F	1
ZBM14060	14 mm	60 mm	80 cm	0.035"	6F	1
ZBM14080	14 mm	80 mm	80 cm	0.035"	6F	1
ZBM14100	14 mm	100 mm	80 cm	0.035"	6F	1
ZBM14120	14 mm	120 mm	80 cm	0.035"	6F	1
ZBL14020	14 mm	20 mm	135 cm	0.035"	6F	1
ZBL14030	14 mm	30 mm	135 cm	0.035"	6F	1
ZBL14040	14 mm	40 mm	135 cm	0.035"	6F	1
ZBL14060	14 mm	60 mm	135 cm	0.035"	6F	1
ZBL14080	14 mm	80 mm	135 cm	0.035"	6F	1
ZBL14100	14 mm	100 mm	135 cm	0.035"	6F	1
ZBL14120	14 mm	120 mm	135 cm	0.035"	6F	1

WARNING: The safety and effectiveness of the 4 mm - 6 mm and 12 mm - 14 mm diameter and the 120 mm length E-LUMINEXX® Biliary Stent for use in the vascular system has not been established.

BILIARY STENTS

LIFESTAR™ Biliary Stents

PRODUCT CODE	STENT		CATHETER LENGTH	GUIDEWIRE	CATHETER DIAMETER	UNITS/EACH
	DIAMETER	LENGTH				
VIUS06020	6 mm	20 mm	80 cm	0.035"	6F	1
VIUS06030	6 mm	30 mm	80 cm	0.035"	6F	1
VIUS06040	6 mm	40 mm	80 cm	0.035"	6F	1
VIUS06060	6 mm	60 mm	80 cm	0.035"	6F	1
VIUS06080	6 mm	80 mm	80 cm	0.035"	6F	1
VIUS06100	6 mm	100 mm	80 cm	0.035"	6F	1
VIUS06120	6 mm	120 mm	80 cm	0.035"	6F	1
VIUL06020	6 mm	20 mm	135 cm	0.035"	6F	1
VIUL06030	6 mm	30 mm	135 cm	0.035"	6F	1
VIUL06040	6 mm	40 mm	135 cm	0.035"	6F	1
VIUL06060	6 mm	60 mm	135 cm	0.035"	6F	1
VIUL06080	6 mm	80 mm	135 cm	0.035"	6F	1
VIUL06100	6 mm	100 mm	135 cm	0.035"	6F	1
VIUL06120	6 mm	120 mm	135 cm	0.035"	6F	1
VIUS07020	7 mm	20 mm	80 cm	0.035"	6F	1
VIUS07030	7 mm	30 mm	80 cm	0.035"	6F	1
VIUS07040	7 mm	40 mm	80 cm	0.035"	6F	1
VIUS07060	7 mm	60 mm	80 cm	0.035"	6F	1
VIUS07080	7 mm	80 mm	80 cm	0.035"	6F	1
VIUS07100	7 mm	100 mm	80 cm	0.035"	6F	1
VIUS07120	7 mm	120 mm	80 cm	0.035"	6F	1
VIUL07020	7 mm	20 mm	135 cm	0.035"	6F	1
VIUL07030	7 mm	30 mm	135 cm	0.035"	6F	1
VIUL07040	7 mm	40 mm	135 cm	0.035"	6F	1
VIUL07060	7 mm	60 mm	135 cm	0.035"	6F	1
VIUL07080	7 mm	80 mm	135 cm	0.035"	6F	1
VIUL07100	7 mm	100 mm	135 cm	0.035"	6F	1
VIUL07120	7 mm	120 mm	135 cm	0.035"	6F	1
VIUS08020	8 mm	20 mm	80 cm	0.035"	6F	1
VIUS08030	8 mm	30 mm	80 cm	0.035"	6F	1
VIUS08040	8 mm	40 mm	80 cm	0.035"	6F	1
VIUS08060	8 mm	60 mm	80 cm	0.035"	6F	1
VIUS08080	8 mm	80 mm	80 cm	0.035"	6F	1
VIUS08100	8 mm	100 mm	80 cm	0.035"	6F	1
VIUS08120	8 mm	120 mm	80 cm	0.035"	6F	1
VIUL08020	8 mm	20 mm	135 cm	0.035"	6F	1
VIUL08030	8 mm	30 mm	135 cm	0.035"	6F	1
VIUL08040	8 mm	40 mm	135 cm	0.035"	6F	1
VIUL08060	8 mm	60 mm	135 cm	0.035"	6F	1
VIUL08080	8 mm	80 mm	135 cm	0.035"	6F	1
VIUL08100	8 mm	100 mm	135 cm	0.035"	6F	1
VIUL08120	8 mm	120 mm	135 cm	0.035"	6F	1

BILIARY STENTS

LIFESTAR™ Biliary Stents

PRODUCT CODE	STENT		CATHETER LENGTH	GUIDEWIRE	CATHETER DIAMETER	UNITS/EACH
	DIAMETER	LENGTH				
VIUS09020	9 mm	20 mm	80 cm	0.035"	6F	1
VIUS09030	9 mm	30 mm	80 cm	0.035"	6F	1
VIUS09040	9 mm	40 mm	80 cm	0.035"	6F	1
VIUS09060	9 mm	60 mm	80 cm	0.035"	6F	1
VIUS09080	9 mm	80 mm	80 cm	0.035"	6F	1
VIUS09100	9 mm	100 mm	80 cm	0.035"	6F	1
VIUS09120	9 mm	120 mm	80 cm	0.035"	6F	1
VIUL09020	9 mm	20 mm	135 cm	0.035"	6F	1
VIUL09030	9 mm	30 mm	135 cm	0.035"	6F	1
VIUL09040	9 mm	40 mm	135 cm	0.035"	6F	1
VIUL09060	9 mm	60 mm	135 cm	0.035"	6F	1
VIUL09080	9 mm	80 mm	135 cm	0.035"	6F	1
VIUL09100	9 mm	100 mm	135 cm	0.035"	6F	1
VIUL09120	9 mm	120 mm	135 cm	0.035"	6F	1
VIUS10020	10 mm	20 mm	80 cm	0.035"	6F	1
VIUS10030	10 mm	30 mm	80 cm	0.035"	6F	1
VIUS10040	10 mm	40 mm	80 cm	0.035"	6F	1
VIUS10060	10 mm	60 mm	80 cm	0.035"	6F	1
VIUS10080	10 mm	80 mm	80 cm	0.035"	6F	1
VIUS10100	10 mm	100 mm	80 cm	0.035"	6F	1
VIUS10120	10 mm	120 mm	80 cm	0.035"	6F	1
VIUL10020	10 mm	20 mm	135 cm	0.035"	6F	1
VIUL10030	10 mm	30 mm	135 cm	0.035"	6F	1
VIUL10040	10 mm	40 mm	135 cm	0.035"	6F	1
VIUL10060	10 mm	60 mm	135 cm	0.035"	6F	1
VIUL10080	10 mm	80 mm	135 cm	0.035"	6F	1
VIUL10100	10 mm	100 mm	135 cm	0.035"	6F	1
VIUL10120	10 mm	120 mm	135 cm	0.035"	6F	1
VIUS12020	12 mm	20 mm	80 cm	0.035"	6F	1
VIUS12030	12 mm	30 mm	80 cm	0.035"	6F	1
VIUS12040	12 mm	40 mm	80 cm	0.035"	6F	1
VIUS12060	12 mm	60 mm	80 cm	0.035"	6F	1
VIUS12080	12 mm	80 mm	80 cm	0.035"	6F	1
VIUS12100	12 mm	100 mm	80 cm	0.035"	6F	1
VIUS12120	12 mm	120 mm	80 cm	0.035"	6F	1
VIUL12020	12 mm	20 mm	135 cm	0.035"	6F	1
VIUL12030	12 mm	30 mm	135 cm	0.035"	6F	1
VIUL12040	12 mm	40 mm	135 cm	0.035"	6F	1
VIUL12060	12 mm	60 mm	135 cm	0.035"	6F	1
VIUL12080	12 mm	80 mm	135 cm	0.035"	6F	1
VIUL12100	12 mm	100 mm	135 cm	0.035"	6F	1
VIUL12120	12 mm	120 mm	135 cm	0.035"	6F	1

BILIARY STENTS

LIFESTAR™ Biliary Stents

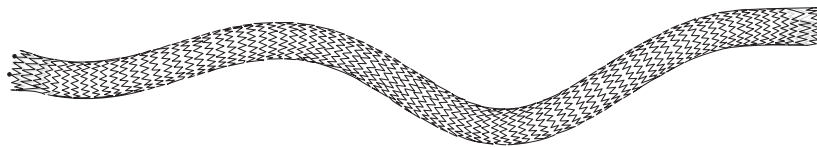
PRODUCT CODE	STENT		CATHETER LENGTH	GUIDEWIRE	CATHETER DIAMETER	UNITS/EACH
	DIAMETER	LENGTH				
VIUS14020	14 mm	20 mm	80 cm	0.035"	6F	1
VIUS14030	14 mm	30 mm	80 cm	0.035"	6F	1
VIUS14040	14 mm	40 mm	80 cm	0.035"	6F	1
VIUS14060	14 mm	60 mm	80 cm	0.035"	6F	1
VIUS14080	14 mm	80 mm	80 cm	0.035"	6F	1
VIUS14100	14 mm	100 mm	80 cm	0.035"	6F	1
VIUS14120	14 mm	120 mm	80 cm	0.035"	6F	1
VIUL14020	14 mm	20 mm	135 cm	0.035"	6F	1
VIUL14030	14 mm	30 mm	135 cm	0.035"	6F	1
VIUL14040	14 mm	40 mm	135 cm	0.035"	6F	1
VIUL14060	14 mm	60 mm	135 cm	0.035"	6F	1
VIUL14080	14 mm	80 mm	135 cm	0.035"	6F	1
VIUL14100	14 mm	100 mm	135 cm	0.035"	6F	1
VIUL14120	14 mm	120 mm	135 cm	0.035"	6F	1

BILIARY STENTS

LIFESTENT® and LIFESTENT® XL Biliary Stent Systems

PRODUCT CODE	STENT		CATHETER LENGTH	GUIDEWIRE	CATHETER DIAMETER	UNITS/EACH
	DIAMETER	LENGTH				
EX050201CS	5 mm	20 mm	80 cm	0.035"	6F	1
EX050301CS	5 mm	30 mm	80 cm	0.035"	6F	1
EX050401CS	5 mm	40 mm	80 cm	0.035"	6F	1
EX050601CS	5 mm	60 mm	80 cm	0.035"	6F	1
EX050801CS	5 mm	80 mm	80 cm	0.035"	6F	1
EX051001CS	5 mm	100 mm	80 cm	0.035"	6F	1
EX051201CS	5 mm	120 mm	80 cm	0.035"	6F	1
EX050203CS	5 mm	20 mm	130 cm	0.035"	6F	1
EX050303CS	5 mm	30 mm	130 cm	0.035"	6F	1
EX050403CS	5 mm	40 mm	130 cm	0.035"	6F	1
EX050603CS	5 mm	60 mm	130 cm	0.035"	6F	1
EX050803CS	5 mm	80 mm	130 cm	0.035"	6F	1
EX051003CS	5 mm	100 mm	130 cm	0.035"	6F	1
EX051203CS	5 mm	120 mm	130 cm	0.035"	6F	1
EX060201CS	6 mm	20 mm	80 cm	0.035"	6F	1
EX060301CS	6 mm	30 mm	80 cm	0.035"	6F	1
EX060401CS	6 mm	40 mm	80 cm	0.035"	6F	1
EX060601CS	6 mm	60 mm	80 cm	0.035"	6F	1
EX060801CS	6 mm	80 mm	80 cm	0.035"	6F	1
EX061001CS	6 mm	100 mm	80 cm	0.035"	6F	1
EX061201CS	6 mm	120 mm	80 cm	0.035"	6F	1
EX061501CS	6 mm	150 mm	80 cm	0.035"	6F	1
EX060203CS	6 mm	20 mm	130 cm	0.035"	6F	1
EX060303CS	6 mm	30 mm	130 cm	0.035"	6F	1
EX060403CS	6 mm	40 mm	130 cm	0.035"	6F	1
EX060603CS	6 mm	60 mm	130 cm	0.035"	6F	1
EX060803CS	6 mm	80 mm	130 cm	0.035"	6F	1
EX061003CS	6 mm	100 mm	130 cm	0.035"	6F	1
EX061203CS	6 mm	120 mm	130 cm	0.035"	6F	1
EX061503CS	6 mm	150 mm	130 cm	0.035"	6F	1

WARNING: The safety and effectiveness of the 8 mm - 10 mm diameter LIFESTENT® Biliary Stent Systems for use in the vascular system has not been established.



BILIARY STENTS

LIFEStENT® and LIFEStENT® XL Biliary Stent Systems

PRODUCT CODE	STENT		CATHETER LENGTH	GUIDEWIRE	CATHETER DIAMETER	UNITS/EACH
	DIAMETER	LENGTH				
EX070201CS	7 mm	20 mm	80 cm	0.035"	6F	1
EX070301CS	7 mm	30 mm	80 cm	0.035"	6F	1
EX070401CS	7 mm	40 mm	80 cm	0.035"	6F	1
EX070601CS	7 mm	60 mm	80 cm	0.035"	6F	1
EX070801CS	7 mm	80 mm	80 cm	0.035"	6F	1
EX071001CS	7 mm	100 mm	80 cm	0.035"	6F	1
EX071201CS	7 mm	120 mm	80 cm	0.035"	6F	1
EX071501CS	7 mm	150 mm	80 cm	0.035"	6F	1
EX070203CS	7 mm	20 mm	130 cm	0.035"	6F	1
EX070303CS	7 mm	30 mm	130 cm	0.035"	6F	1
EX070403CS	7 mm	40 mm	130 cm	0.035"	6F	1
EX070603CS	7 mm	60 mm	130 cm	0.035"	6F	1
EX070803CS	7 mm	80 mm	130 cm	0.035"	6F	1
EX071003CS	7 mm	100 mm	130 cm	0.035"	6F	1
EX071203CS	7 mm	120 mm	130 cm	0.035"	6F	1
EX071503CS	7 mm	150 mm	130 cm	0.035"	6F	1

WARNING: The safety and effectiveness of the 8 mm - 10 mm diameter LIFEStENT® Biliary Stent Systems for use in the vascular system has not been established.

BILIARY STENTS

LIFESTENT® and LIFESTENT® XL Biliary Stent Systems

PRODUCT CODE	STENT		CATHETER LENGTH	GUIDEWIRE	CATHETER DIAMETER	UNITS/EACH
	DIAMETER	LENGTH				
EX080201CD	8 mm	20 mm	80 cm	0.035"	6F	1
EX080301CD	8 mm	30 mm	80 cm	0.035"	6F	1
EX080401CD	8 mm	40 mm	80 cm	0.035"	6F	1
EX080601CD	8 mm	60 mm	80 cm	0.035"	6F	1
EX080801CD	8 mm	80 mm	80 cm	0.035"	6F	1
EX080203CD	8 mm	20 mm	130 cm	0.035"	6F	1
EX080303CD	8 mm	30 mm	130 cm	0.035"	6F	1
EX080403CD	8 mm	40 mm	130 cm	0.035"	6F	1
EX080603CD	8 mm	60 mm	130 cm	0.035"	6F	1
EX080803CD	8 mm	80 mm	130 cm	0.035"	6F	1
EX090201CD	9 mm	20 mm	80 cm	0.035"	6F	1
EX090301CD	9 mm	30 mm	80 cm	0.035"	6F	1
EX090401CD	9 mm	40 mm	80 cm	0.035"	6F	1
EX090601CD	9 mm	60 mm	80 cm	0.035"	6F	1
EX090801CD	9 mm	80 mm	80 cm	0.035"	6F	1
EX090203CD	9 mm	20 mm	130 cm	0.035"	6F	1
EX090303CD	9 mm	30 mm	130 cm	0.035"	6F	1
EX090403CD	9 mm	40 mm	130 cm	0.035"	6F	1
EX090603CD	9 mm	60 mm	130 cm	0.035"	6F	1
EX090803CD	9 mm	80 mm	130 cm	0.035"	6F	1
EX100201CD	10 mm	20 mm	80 cm	0.035"	6F	1
EX100301CD	10 mm	30 mm	80 cm	0.035"	6F	1
EX100401CD	10 mm	40 mm	80 cm	0.035"	6F	1
EX100601CD	10 mm	60 mm	80 cm	0.035"	6F	1
EX100801CD	10 mm	80 mm	80 cm	0.035"	6F	1
EX100203CD	10 mm	20 mm	130 cm	0.035"	6F	1
EX100303CD	10 mm	30 mm	130 cm	0.035"	6F	1
EX100403CD	10 mm	40 mm	130 cm	0.035"	6F	1
EX100603CD	10 mm	60 mm	130 cm	0.035"	6F	1
EX100803CD	10 mm	80 mm	130 cm	0.035"	6F	1

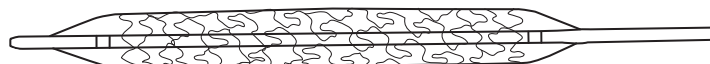
WARNING: The safety and effectiveness of the 8 mm - 10 mm diameter LIFESTENT® Biliary Stent Systems for use in the vascular system has not been established.

BILIARY STENTS

VALEO® Balloon Expandable Biliary Stents

PRODUCT CODE	STENT		CATHETER LENGTH	GUIDEWIRE	CATHETER DIAMETER	UNITS/EACH
	DIAMETER	LENGTH				
EV06181CD	6 mm	18 mm	80 cm	0.035"	6F	1
EV06261CD	6 mm	26 mm	80 cm	0.035"	6F	1
EV06361CD	6 mm	36 mm	80 cm	0.035"	6F	1
EV06182CD	6 mm	18 mm	120 cm	0.035"	6F	1
EV06262CD	6 mm	26 mm	120 cm	0.035"	6F	1
EV06362CD	6 mm	36 mm	120 cm	0.035"	6F	1
EV07181CD	7 mm	18 mm	80 cm	0.035"	6F	1
EV07261CD	7 mm	26 mm	80 cm	0.035"	6F	1
EV07361CD	7 mm	36 mm	80 cm	0.035"	6F	1
EV07561CD	7 mm	56 mm	80 cm	0.035"	6F	1
EV07182CD	7 mm	18 mm	120 cm	0.035"	6F	1
EV07262CD	7 mm	26 mm	120 cm	0.035"	6F	1
EV07362CD	7 mm	36 mm	120 cm	0.035"	6F	1
EV07562CD	7 mm	56 mm	120 cm	0.035"	6F	1
EV08181CD	8 mm	18 mm	80 cm	0.035"	6F	1
EV08261CD	8 mm	26 mm	80 cm	0.035"	6F	1
EV08361CD	8 mm	36 mm	80 cm	0.035"	6F	1
EV08561CD	8 mm	56 mm	80 cm	0.035"	6F	1
EV08182CD	8 mm	18 mm	120 cm	0.035"	6F	1
EV08262CD	8 mm	26 mm	120 cm	0.035"	6F	1
EV08362CD	8 mm	36 mm	120 cm	0.035"	6F	1
EV08562CD	8 mm	56 mm	120 cm	0.035"	7F	1
EV09171CD	9 mm	17 mm	80 cm	0.035"	7F	1
EV09261CD	9 mm	26 mm	80 cm	0.035"	7F	1
EV09361CD	9 mm	36 mm	80 cm	0.035"	7F	1
EV09172CD	9 mm	17 mm	120 cm	0.035"	7F	1
EV09262CD	9 mm	26 mm	120 cm	0.035"	7F	1
EV09362CD	9 mm	36 mm	120 cm	0.035"	7F	1
EV10171CD	10 mm	17 mm	80 cm	0.035"	7F	1
EV10261CD	10 mm	26 mm	80 cm	0.035"	7F	1
EV10361CD	10 mm	36 mm	80 cm	0.035"	7F	1
EV10172CD	10 mm	17 mm	120 cm	0.035"	7F	1
EV10262CD	10 mm	26 mm	120 cm	0.035"	7F	1
EV10362CD	10 mm	36 mm	120 cm	0.035"	7F	1

WARNING: The safety and effectiveness of the VALEO® Balloon Expandable Biliary Stents for use in the vascular system has not been established.



DRAINAGE

ASPIRA® Drainage Catheters

PRODUCT CODE	DESCRIPTION	UNITS/CASE
ASPIRA® Peritoneal Drainage Catheters		
4992206	Peritoneal Drainage Catheter Kit <i>Includes:</i> 1 Insertion Tray with Catheter	1
4992207	Peritoneal Drainage Complete Kit <i>Includes:</i> 1 Insertion Tray with Catheter 5 Drainage Kits 5 Dressing Kits Voucher for 20 Drainage Kits Voucher for 20 Dressing Kits	1
4992208	Peritoneal Drainage Essential Kit <i>Includes:</i> 1 Insertion Tray with Catheter 20 Drainage Kits 20 Dressing Kits	1
4992209	Peritoneal Drainage Starter Kit <i>Includes:</i> 1 Insertion Tray with Catheter 5 Drainage Kits 5 Dressing Kits	1
ASPIRA® Pleural Drainage Catheters		
4992506	Pleural Drainage Catheter Kit <i>Includes:</i> 1 Insertion Tray with Catheter	1
4992507	Pleural Drainage Complete Kit <i>Includes:</i> 1 Insertion Tray with Catheter 5 Drainage Kits 5 Dressing Kits Voucher for 20 Drainage Kits Voucher for 20 Dressing Kits	1
4992508	Pleural Drainage Essential Kit <i>Includes:</i> 1 Insertion Tray with Catheter 20 Drainage Kits 20 Dressing Kits	1
4992509	Peritoneal Drainage Starter Kit <i>Includes:</i> 1 Insertion Tray with Catheter 5 Drainage Kits 5 Dressing Kits	1
ASPIRA® Drainage Disposables		
4991503	Dressing Kit - 5 Kits Included	5/case
4992301	1,000 ml Drainage Bag - 5 Bags Included	5/case
4992303	600 ml Drainage Bottle - 10 Drainage Bottles and 10 Dressing Kits	10/case
4992305	Luer Adapter	5/case
4992306	Repair Kit	5/case
4992307	Universal Tubing Adapter	5/case

For Ordering or Information: **1.800.321.4254**

CONFIDENTIAL AND PROPRIETARY 101

Please consult package inserts for more detailed safety information and instructions for use.

DRAINAGE

NAVARRE® Drainage Catheters

PRODUCT CODE	DESCRIPTION	UNITS/CASE
NAVARRE® Percutaneous Biliary Drainage Catheters with Nitinol		
NBD8	8 F Locking Pigtail	5/case
NBD10	10 F Locking Pigtail	5/case
NBD12	12 F Locking Pigtail	5/case
NAVARRE® Universal Drainage Catheters with Nitinol		
NNU6J	6 F J-Curve	5/case
NNU6PT	6 F Pigtail	5/case
NNU6LPT	6 F Locking Pigtail	5/case
NNU6LP15	6 F 15 cm Locking Pigtail	5/case
NNU8J	8 F J-Curve	5/case
NNU8PT	8 F Pigtail	5/case
NNU8LPT	8 F Locking Pigtail	5/case
NNU8LP15	8 F 15 cm Locking Pigtail	5/case
NNU10J	10 F J-Curve	5/case
NNU10PT	10 F Pigtail	5/case
NNU10LPT	10 F Locking Pigtail	5/case
NNU12J	12 F J-Curve	5/case
NNU12PT	12 F Pigtail	5/case
NNU12LPT	12 F Locking Pigtail	5/case
NAVARRE® Opti-Drain Multi-Use Drainage Catheters		
NOD8J	8 F J-Curve	5/case
NOD8PT	8 F Pigtail	5/case
NOD8LPT	8 F Locking Pigtail	5/case
NOD10J	10 F J-Curve	5/case
NOD10PT	10 F Pigtail	5/case
NOD10LPT	10 F Locking Pigtail	5/case
NOD12J	12 F J-Curve	5/case
NOD12PT	12 F Pigtail	5/case
NOD12LPT	12 F Locking Pigtail	5/case
NAVARRE® Drainage Accessories		
NDB600	Universal Gravity Drainage Bag (600 mL)	10/case
NAVARRE® VacuBag 1000 mL Drainage Bag		
NDB1000	Drainage Bag (1000 mL)	5/case

ENTERAL FEEDING

Low-Profile Replacement Devices

PRODUCT CODE	FR	LENGTH	BALLOON/ NON-BALLOON	UNITS/CASE
BARD® Button Continuous Feeding Tube (90° Adaptor) (Non-Sterile)				
000256	18 F	N/A	Non-Balloon	12/case
000258	24 F	N/A	Non-Balloon	12/case
000268	28 F	N/A	Non-Balloon	12/case
BARD® Button Device Feeding Tube Bolus with Straight Adaptor (Non-Sterile)				
000257	18 F	10"	Non-Balloon	12/case
000259	24 F	10"	Non-Balloon	12/case
000269	28 F	10"	Non-Balloon	12/case
BARD® Button Decompression Tube				
		STOMA LENGTH		
000361	18 F	1.2 cm	Non-Balloon	6/case
000350	18 F	1.7 cm	Non-Balloon	6/case
000351	18 F	2.4 cm	Non-Balloon	6/case
000352	18 F	3.4 cm	Non-Balloon	6/case
000362	24 F	1.2 cm	Non-Balloon	6/case
000353	24 F	1.7 cm	Non-Balloon	6/case
000354	24 F	2.4 cm	Non-Balloon	6/case
000355	24 F	3.4 cm	Non-Balloon	6/case
000356	24 F	4.4 cm	Non-Balloon	6/case
000357	28 F	1.5 cm	Non-Balloon	6/case
000358	28 F	2.7 cm	Non-Balloon	6/case
000359	28 F	4.3 cm	Non-Balloon	6/case
BARD® Button Gastrostomy Tube and Accessories				
		STOMA LENGTH		
000292	18 F	1.2 cm	Non-Balloon	1
000282	18 F	1.7 cm	Non-Balloon	1
000283	18 F	2.4 cm	Non-Balloon	1
000284	18 F	3.4 cm	Non-Balloon	1
000293	24 F	1.2 cm	Non-Balloon	1
000285	24 F	1.7 cm	Non-Balloon	1
000286	24 F	2.4 cm	Non-Balloon	1
000287	24 F	3.4 cm	Non-Balloon	1
000296	24 F	4.4 cm	Non-Balloon	1
000261	28 F	1.5 cm	Non-Balloon	1
000262	28 F	2.7 cm	Non-Balloon	1
000263	28 F	4.3 cm	Non-Balloon	1

ENTERAL FEEDING

Percutaneous Endoscopic Gastrostomy (PEG) Feeding Devices

PRODUCT CODE	FR	PUSH/PULL†	UNITS/CASE
PONSKY® PEG with Standard Kit*, Non-Safety**			
000330	20 F	Pull	2/case
000331	20 F	Push	2/case
PONSKY® PEG with Deluxe Kit*, Safety**			
003029	20 F	Pull	2/case
003030	20 F	Push	2/case
003027	28 F	Pull	2/case
003028	28 F	Push	2/case
PONSKY® PEG with Deluxe Kit*, Non-Safety**			
000792	20 F	Pull	2/case
000793	20 F	Push	2/case
PONSKY-GAUDERER® PEG with Standard Kit*, Non-Safety**			
000328	20 F	Push	2/case
000329	20 F	Pull	2/case

*Deluxe Kits include snare and scissors, standards kits do not.

**Safely Kits include safety engineered sharp devices.

† Push = Guidewire

Percutaneous Endoscopic Gastrostomy (PEG) Accessories

PRODUCT CODE	FR	CATHETER LENGTH	PUSH/PULL	UNITS/CASE
Jejunal Feeding/Gastric Decompression Tube				
000319	9 F	27 in	Pull	2/case
000732	9 F	35 in	Push	2/case
000733	12 F	27 in	Pull	2/case
000734	12 F	35 in	Push	2/case
PONSKY® Dual Port Feeding Adapter				
000317	16 F	N/A	N/A	5/case
000333*	20 F	N/A	N/A	5/case
000318	28 F	N/A	N/A	5/case
PEG Cleaning Brush				
000396	N/A	N/A	N/A	20/case

*Also compatible with the PONSKY-GAUDERER® Dual Port Feeding Adapter and PONSKY® Non-Balloon Replacement Gastrostomy Tubes.

ENTERAL FEEDING

Standard Profile Replacement Devices

PRODUCT CODE	FR	BALLOON SIZE	BALLOON/ NON-BALLOON	UNITS/CASE
BARD® Tri-Funnel Replacement Gastrostomy Tube				
000712	12 F	5 cc	Balloon	2/case
000714	14 F	5 cc	Balloon	2/case
000716	16 F	20 cc	Balloon	2/case
000718	18 F	20 cc	Balloon	2/case
000720	20 F	20 cc	Balloon	2/case
000722	22 F	20 cc	Balloon	2/case
000724	24 F	20 cc	Balloon	2/case
PONSKY® Replacement Gastrostomy Tube				
000700	20 F	N/A	Non-Balloon	2/case

Stoma Measuring Device


PRODUCT CODE	FRENCH	UNITS/CASE
Use with BARD® Button Device		
000842	18/24 F	5/case
000843	28 F	5/case

TRACHEOBRONCHIAL STENT GRAFTS

FLUENCY® Plus Tracheobronchial Stent Grafts

PRODUCT CODE	STENT GRAFT		CATHETER LENGTH	GUIDEWIRE	CATHETER DIAMETER	UNITS/EACH
	DIAMETER	LENGTH				
FTM06040	6 mm	40 mm	80 cm	0.035"	8F	1
FTM06060	6 mm	60 mm	80 cm	0.035"	8F	1
FTM06080	6 mm	80 mm	80 cm	0.035"	8F	1
FTL06040	6 mm	40 mm	117 cm	0.035"	8F	1
FTL06060	6 mm	60 mm	117 cm	0.035"	8F	1
FTL06080	6 mm	80 mm	117 cm	0.035"	8F	1
FTM07040	7 mm	40 mm	80 cm	0.035"	8F	1
FTM07060	7 mm	60 mm	80 cm	0.035"	8F	1
FTM07080	7 mm	80 mm	80 cm	0.035"	9F	1
FTL07040	7 mm	40 mm	117 cm	0.035"	8F	1
FTL07060	7 mm	60 mm	117 cm	0.035"	8F	1
FTL07080	7 mm	80 mm	117 cm	0.035"	9F	1
FTM08040	8 mm	40 mm	80 cm	0.035"	9F	1
FTM08060	8 mm	60 mm	80 cm	0.035"	9F	1
FTM08080	8 mm	80 mm	80 cm	0.035"	9F	1
FTL08040	8 mm	40 mm	117 cm	0.035"	9F	1
FTL08060	8 mm	60 mm	117 cm	0.035"	9F	1
FTL08080	8 mm	80 mm	117 cm	0.035"	9F	1
FTM09040	9 mm	40 mm	80 cm	0.035"	9F	1
FTM09060	9 mm	60 mm	80 cm	0.035"	9F	1
FTM09080	9 mm	80 mm	80 cm	0.035"	9F	1
FTL09040	9 mm	40 mm	117 cm	0.035"	9F	1
FTL09060	9 mm	60 mm	117 cm	0.035"	9F	1
FTL09080	9 mm	80 mm	117 cm	0.035"	9F	1
FTM10040	10 mm	40 mm	80 cm	0.035"	9F	1
FTM10060	10 mm	60 mm	80 cm	0.035"	9F	1
FTM10080	10 mm	80 mm	80 cm	0.035"	9F	1
FTL10040	10 mm	40 mm	117 cm	0.035"	9F	1
FTL10060	10 mm	60 mm	117 cm	0.035"	9F	1
FTL10080	10 mm	80 mm	117 cm	0.035"	9F	1

WARNING: The safety and effectiveness of the FLUENCY® Plus Tracheobronchial Stent Grafts for use in the vascular system has not been established and can result in serious harm and/or death.



PRODUCT CODE INDEX

000256.....	103	002906.....	83	0264513	84	0604520	54
000257.....	103	003027.....	104	0600040	35	0604550	54
000258.....	103	003028.....	104	0600560	37	0604580	54
000259.....	103	003029.....	104	0600570	37	0604970	55
000261.....	103	003030.....	104	0600580	37	0605300	56
000262.....	103	007018.....	33	0600600	37	0605320	56
000263.....	103	007019.....	33	0600620	37	0605400	54
000268.....	103	007021.....	33	0600630	39	0605420	54
000269.....	103	007603.....	86	0600650	37	0605450	54
000282.....	103	007604.....	86	0601110	41	0605490	56
000283.....	103	007605.....	86	0601113	41	0605510	56
000284.....	103	007606.....	86	0601114	41	0605550	56
000285.....	103	007607.....	86	0601115	41	0605560	56
000286.....	103	007608.....	86	0601150	41	0605640	55
000287.....	103	007714.....	34	0601165	41	0605840	57
000292.....	103	007755.....	34	0601170	41	0605850	57
000293.....	103	007826.....	32	0601600	35	0605920	54
000296.....	103	007827.....	32	0601610	35	0605930	54
000317.....	104	007828.....	32	0601620	35	0606100	56
000318.....	104	007829.....	32	0601630	38	0606150	56
000319.....	104	007830.....	32	0601680	38	0606200	56
000328.....	104	007831.....	32	0601690	38	0606560	37
000329.....	104	007834.....	32	0601700	38	0607100	54
000330.....	104	007835.....	32	0601710	38	0607173	54
000331.....	104	007836.....	33	0601720	38	0607174	54
000333.....	104	007837.....	33	0601730	38	0607200	54
000350.....	103	007838.....	33	0601740	38	0607302	56
000351.....	103	007839.....	33	0601750	39	0607510	57
000352.....	103	007913.....	83	0601760	38	0607520	57
000353.....	103	007914.....	83	0601770	38	0607530	57
000354.....	103	007915.....	83	0601780	38	0607540	57
000355.....	103	007916.....	83	0601790	38	0607550	57
000356.....	103	007917.....	83	0601860	38	0607555	57
000357.....	103	007918.....	83	0601870	41	0607630	57
000358.....	103	007937.....	32	0601930	41	0607650	57
000359.....	103	007939.....	32	0601940	36	0607655	57
000361.....	103	007940.....	32	0602180	56	0607675	57
000362.....	103	007942.....	32	0602190	56	0607710	41
000396.....	104	007943.....	32	0602210	56	0607760	57
000671.....	34	007944.....	32	0602230	56	0607770	41
000673.....	34	007955.....	32	0602240	56	0607780	41
000675.....	34	007956.....	32	0602260	56	0608530	57
000677.....	34	007957.....	32	0602270	56	0608540	57
000679.....	34	007958.....	33	0602280	56	0609190	37
000681.....	34	007959.....	33	0602290	56	0609230	37
000683.....	34	007963.....	33	0602610	54	0609270	37
000685.....	34	007965.....	33	0602620	54	0615460	54
000700.....	105	007968.....	33	0602640	54	0654970	55
000712.....	105	007969.....	33	0602660	54	0655510	56
000714.....	105	007970.....	33	0602670	54	0655640	55
000716.....	105	007971.....	33	0602680	54	0655870	57
000718.....	105	007972.....	33	0602690	54	0657500	57
000720.....	105	007973.....	33	0602810	56	0657510	57
000722.....	105	007974.....	33	0602830	54	0657520	57
000724.....	105	007975.....	33	0602840	54	0657525	57
000732.....	104	007976.....	33	0602850	56	0657675	57
000733.....	104	007977.....	33	0602870	56	0658510	57
000734.....	104	007979.....	32	0603000	55	0659190	37
000792.....	104	007984.....	33	0603006	55	0659230	37
000793.....	104	008972.....	33	0603500	54	0659270	37
000842.....	105	05506	74	0603830	55	0700515	40
000843.....	105	0204511	84	0603840	55	0700610	40
002904.....	83	0224512	84	0603870	55	0700615	40
002905.....	83	0244512	84	0603880	55	0720515	40

PRODUCT CODE INDEX

0730610	40	1808550	60	5393230	47	5733350	48
0730615	40	1808551	60	5393270	47	5733353	48
0802815	40	1808560	60	5393310	47	5733690	48
0802915	40	1808561	60	5393350	47	5733693	48
0805810	40	1809600	60	5393420	47	5733694	48
0805815	40	1809601	60	5393500	47	5733730	48
0805910	40	1809660	60	5396190	47	5733733	48
0805915	40	1809661	60	5396240	47	5733734	48
1608062	58	1809670	60	5396280	47	5734420	48
1618000	58	1829500	60	5396310	47	5734423	48
1618070	58	1829570	60	5397150	47	5735150	48
1706050	59	1859600	60	5397190	47	5735190	48
1706051	59	1859601	60	5397230	47	5735230	48
1706052	61	1859660	60	5397270	47	5735270	48
1706060	59	1859661	60	5397310	47	5743270	48
1706061	59	1878000	60	5397350	47	5743273	48
1706062	61	1878001	60	5397420	47	5743310	48
1708000	59	1878070	60	5397500	47	5743313	48
1708001	59	1878071	60	5513150	53	5743350	48
1708050	59	4708060	59	5513165	53	5743690	48
1708051	59	4708061	59	5515110	53	5743693	48
1708052	61	4708560	59	5515160	53	5743730	48
1708060	59	4708561	59	5515180	53	5743733	48
1708061	59	4808060	60	5533620	52	5744420	48
1708062	61	4808061	60	5533690	52	5833150	50
1708070	59	4808560	60	5581000	45	5833270	50
1708071	59	4808561	60	5582000	53	5833273	50
1708550	59	4991503	101	5582080	53	5833310	50
1708551	59	4992206	101	5582100	53	5833313	50
1708560	59	4992207	101	5582110	53	5833350	50
1708561	59	4992208	101	5583700	53	5833353	50
1709600	59	4992209	101	5583705	53	5833690	50
1709601	59	4992301	101	5584180	53	5833693	50
1716000	61	4992303	101	5585000	52	5833730	50
1716001	61	4992305	101	5589040	53	5833733	50
1716070	61	4992306	101	5683270	49	5834420	50
1716071	61	4992307	101	5683273	49	5834423	50
1718000	61	4992506	101	5683310	49	5835150	50
1718001	61	4992507	101	5683313	49	5835190	50
1718070	61	4992508	101	5683350	49	5835230	50
1718500	61	4992509	101	5683353	49	5835270	50
1718501	61	5223190	45	5683690	49	5883270	50
1759600	59	5223230	45	5683693	49	5883273	50
1759601	59	5223280	45	5683730	49	5883310	50
1778000	59	5323190	51	5683733	49	5883313	50
1778001	59	5323230	51	5684420	49	5883350	50
1778070	59	5323270	51	5684423	49	5883353	49
1778071	59	5323310	51	5685150	49	5883690	50
1806050	60	5323350	51	5685190	49	5883693	50
1806051	60	5323420	51	5685230	49	5883730	50
1806052	61	5323500	51	5685270	49	5883733	50
1806060	60	5325190	51	5688000	49	5884420	50
1806061	60	5325240	51	5693270	49	5884423	50
1806062	61	5325280	51	5693310	49	5885150	50
1808000	60	5325310	51	5693690	49	5885190	50
1808001	60	5327190	51	5693730	49	5885230	50
1808050	60	5327230	51	5733150	48	5885270	50
1808051	60	5327270	51	5733153	48	5903150	46
1808052	61	5327310	51	5733270	48	5903190	46
1808060	60	5327350	51	5733273	48	5903230	46
1808061	60	5327420	51	5733274	48	5903270	46
1808062	61	5327500	51	5733310	48	5903310	46
1808070	60	5393150	47	5733313	48	5903350	46
1808071	60	5393190	47	5733314	48	5903420	46

108 For Ordering or Information: **1.800.321.4254**

CONFIDENTIAL AND PROPRIETARY

Please consult package inserts for more detailed safety information and instructions for use.

PRODUCT CODE INDEX

5904190	46	20S06	74	70S06TWC	73	ATG120162	5
5904230	46	20S06C	71	70S07	74	ATG120164	5
5904270	46	20S06TW	77	70S07C	71	ATG120166	5
5904310	46	20S06TWC	73	70S07TW	77	ATG120182	5
5905190	46	20S07C	71	70S07TWC	73	ATG120184	5
5905240	46	20S08	74	70S08	74	ATG120186	5
5905280	46	20S08C	71	70S08C	71	ATG120202	6
5905310	46	2120F	87	70S08TW	77	ATG120204	6
5913190	46	2220J	87	70S08TWC	73	ATG120222	6
5913230	46	2320A	87	70S10	74	ATG120224	6
5913270	46	25P15006	32	70T74	76	ATG120242	6
5913310	46	30P3006	32	70T74C	72	ATG120244	6
5913350	46	30P6004	32	70T74TWC	73	ATG120262	6
5913420	46	30S06	74	70T85	76	ATG120264	6
5915190	46	30S06C	71	70T85TWC	73	ATG80122	5
5915240	46	30S06TW	77	80S06	74	ATG80124	5
5915280	46	3120F	87	80S06C	71	ATG80126	5
5915310	46	3220J	87	80S06TW	77	ATG80142	5
6603880	55	3320A	87	80S06TWC	73	ATG80144	5
6604550	54	35S13	74	80S07C	71	ATG80146	5
7707540	57	35S16	74	80S07TW	77	ATG80162	5
7711700	36	35S19	74	80S07TWC	73	ATG80164	5
7711800	36	40A64	76	80S08	74	ATG80166	5
7712500	36	40A64C	72	80S08C	71	ATG80182	5
7712510	36	40A74	76	80S08TW	77	ATG80184	5
7712550	36	40A74C	72	80S08TWC	73	ATG80186	5
7712700	36	40S03TW	77	90S06	74	ATG80202	6
7712800	36	40S04	74	90S08	74	ATG80204	6
7726950	36	40S05	74	AT120122	4	ATG80222	6
7740100	36	40S05C	71	AT120124	4	ATG80224	6
7741550	36	40S06	74	AT120142	4	ATG80242	6
7741700	36	40S06C	71	AT120144	4	ATG80244	6
7741800	36	40S06TW	77	AT120162	4	ATG80262	6
7742000	36	40S06TWC	73	AT120164	4	ATG80264	6
7757540	57	40S07	74	AT120182	4	AVST0015	80
05S06	74	40S07C	71	AT120184	4	AVST0016	80
100P15006	32	40S08	74	AT120202	4	AVST0025	80
10P9004	32	40S08C	71	AT120204	4	AVST0026	80
10S03	74	40S08TW	77	AT75122	4	AVST0100	80
10S035	74	40S08TWC	73	AT75124	4	AVST0200	80
10S03TW	77	40S10	74	AT75126	4	AVST2000	80
10S04	74	45A64	76	AT75142	4	AVSTR000	80
10S04C	71	50P15006	32	AT75144	4	AVSTR060	80
10S04TW	77	50P7506	32	AT75146	4	AVSTR120	80
10S05	74	50S04C	71	AT75162	4	AVSTR180	80
10S05C	71	50S05C	71	AT75164	4	AVSTS0005	80
10S05TW	77	50S05TWC	73	AT75166	4	AVSTS0006	80
10S06	74	50S06	74	AT75182	4	AVSTS0605	80
10S06C	71	50S06C	71	AT75184	4	AVSTS0606	80
10S06TW	77	50S06TWC	73	AT75186	4	AVSTS1205	80
10S06TWC	73	50S07	74	AT75202	4	AVSTS1206	80
10S07	74	50S07C	71	AT75204	4	AVSTS1806	80
10S07C	71	50S07TWC	73	AT75222	4	BTH001	81
10S07TWC	73	50S08	74	AT75224	4	BTSC035	81
10S08	74	50S08C	71	AT75242	4	BTT06	81
10S08C	71	50S08TWC	73	AT75244	4	BTT07	81
10S08TW	77	60A74	76	AT75262	4	BTT08	81
10S08TWC	73	60S06	74	AT75264	4	CF4006	77
10S10	74	70S04	74	ATG120122	5	CF4006C	72
10S10TWC	73	70S05	74	ATG120124	5	CF4008	77
10S13	74	70S05TWC	73	ATG120126	5	CF4008C	72
10S16	74	70S06	74	ATG120142	5	CF40A64	77
10S19	74	70S06C	71	ATG120144	5	CF40A74C	72
20P9004	32	70S06TW	77	ATG120146	5	CF5006	77

For Ordering or Information: **1.800.321.4254**

CONFIDENTIAL AND PROPRIETARY 109

Please consult package inserts for more detailed safety information and instructions for use.

PRODUCT CODE INDEX

CF5006C.....72	CQF505210	CRUP10642	DR1207414
CF5007C.....72	CQF505410	CRUS10642	DR1208414
CF5008.....77	CQF505610	CRUS610642	DR13510215
CF8006.....77	CQF505810	CRUS6A42	DR13510415
CFT4047C72	CQF5061010	CVL4006C70	DR13531012
CFT4547.....77	CQF506210	CVL4007C70	DR1353212
CFT4547C72	CQF506410	CVL5006C70	DR1353412
CFT4558.....77	CQF506610	CVLT4547C70	DR13541012
CFT4558C72	CQF506810	DF19IT24K45	DR13541212
CFT5047C72	CQF5071011	DF19SH24K45	DR13541512
CL3030.....7	CQF507211	DF23IT28K45	DR13541712
CQ120104.....9	CQF507411	DF23SH28K45	DR1354212
CQ12054.....8	CQF507611	DF27IT32K45	DR13542012
CQ12062.....8	CQF507811	DF27SH32K45	DR1354412
CQ12064.....8	CQF5081011	DF31IT36K45	DR13551013
CQ12072.....8	CQF508211	DF31SH36K45	DR13551213
CQ12074.....8	CQF508311	DF35IT40K45	DR13551513
CQ12082.....8	CQF508411	DF35SH40K45	DR13551713
CQ12084.....8	CQF508611	DF5006SC79	DR1355212
CQ12094.....9	CQF508811	DF5007SC79	DR13552013
CQ50528	CQF509211	DF5008SC79	DR1355412
CQ50548	CQF509411	DF50IT55K45	DR1355612
CQ50588	CQF509811	DF50SH55K45	DR1355812
CQ50628	CQF7510211	DF6006SC79	DR13561013
CQ50648	CQF7510411	DF6007SC79	DR13561213
CQ50688	CQF7510811	DF6008SC79	DR13561513
CQ50728	CQF7512211	DF7006SC79	DR13561713
CQ50748	CQF7512411	DF7007SC79	DR1356213
CQ50768	CQF7541010	DF7008SC79	DR13562013
CQ50788	CQF754210	DF8006SC79	DR1356413
CQ50828	CQF754410	DF8007SC79	DR1356613
CQ50838	CQF754610	DF8008SC79	DR1356813
CQ50848	CQF754810	DFM5006SC79	DR13571014
CQ50868	CQF7551010	DFM6006SC79	DR13571214
CQ50888	CQF755210	DFM7006SC79	DR13571514
CQ50929	CQF755410	DFM8006SC79	DR13571714
CQ50949	CQF755610	DFX6006SC79	DR1357213
CQ75102.....9	CQF755810	DFX7006SC79	DR13572014
CQ75104.....9	CQF7561010	DFX8006SC79	DR1357414
CQ75122.....9	CQF756210	DFX9006SC79	DR13581014
CQ75124.....9	CQF756410	DL900F.....87	DR1358214
CQ75528	CQF756610	DL900J.....87	DR1358414
CQ75548	CQF756810	DN5007C.....79	DR1359415
CQ75588	CQF7571011	DN5008C.....79	DR404212
CQ75628	CQF757211	DN6007C.....79	DR404412
CQ75648	CQF757411	DN6008C.....79	DR405212
CQ75688	CQF757611	DNF5007SC79	DR405412
CQ75728	CQF757811	DNF5008SC79	DR406213
CQ75748	CQF7581011	DNF6007SC79	DR406413
CQ75768	CQF758211	DNF6008SC79	DR407213
CQ75788	CQF758311	DNF7007SC79	DR407414
CQ75828	CQF758411	DNF7008SC79	DR408214
CQ75838	CQF758611	DNF8007SC79	DR408414
CQ75848	CQF758811	DNF8008SC79	DR409415
CQ75868	CQF759211	DR12010415	DR8010215
CQ75888	CQF759411	DR12041012	DR8010415
CQ75929	CQF759811	DR1204412	DR8010815
CQ75949	CRU14PA42	DR12051013	DR8031012
CQF5041010	CRU14SA42	DR1205212	DR803212
CQF504210	CRU18A42	DR1205412	DR803412
CQF504410	CRU014PA42	DR12061013	DR8041012
CQF504610	CRU014SA42	DR1206213	DR804212
CQF504810	CRUOP10642	DR1206413	DR804412
CQF5051010	CRUOS10642	DR12071014	DR8051013

PRODUCT CODE INDEX

DR8052	12	EX050201CS	97	EX090201CD	99	F6006TWS	78
DR8054	12	EX050203CS	97	EX090203CD	99	F6006TWSC	73
DR8056	12	EX050301CS	97	EX090301CD	99	F6008	75
DR8058	12	EX050303CS	97	EX090303CD	99	F6008C	72
DR80610	13	EX050401CS	97	EX090401CD	99	F6010	75
DR80612	13	EX050403CS	97	EX090403CD	99	F7005TWSC	73
DR80615	13	EX050601CS	97	EX090601CD	99	F7006	75
DR80617	13	EX050603CS	97	EX090603CD	99	F7006C	72
DR8062	13	EX050801CS	97	EX090801CD	99	F7006S	75
DR80620	13	EX050803CS	97	EX090803CD	99	F7006SC	71
DR8064	13	EX051001CS	97	EX100201CD	99	F7006TW	78
DR8066	13	EX051003CS	97	EX100203CD	99	F7006TWS	78
DR8068	13	EX051201CS	97	EX100301CD	99	F7006TWSC	73
DR80710	14	EX051203CS	97	EX100303CD	99	F7007	75
DR80712	14	EX060201CS	67, 97	EX100401CD	99	F7007C	72
DR80715	14	EX060203CS	67, 97	EX100403CD	99	F7007TW	78
DR80717	14	EX060301CS	67, 97	EX100601CD	99	F7007TWS	78
DR8072	13	EX060303CS	67, 97	EX100603CD	99	F7007TWSC	73
DR80720	14	EX060401CS	67, 97	EX100801CD	99	F7008	75
DR8074	14	EX060403CS	67, 97	EX100803CD	99	F7008C	72
DR8076	14	EX060601CS	67, 97	F1006	75	F7008S	75
DR8078	14	EX060603CS	67, 97	F1006C	72	F7008SC	71
DR80810	14	EX060801CS	67, 97	F1006TWS	78	F7008TW	78
DR8082	14	EX060803CS	67, 97	F1008	75	F7008TWS	78
DR8084	14	EX061001CS	67, 97	F1010	75	F7008TWSC	73
DR8086	14	EX061003CS	67, 97	F2006	75	F7010	75
DR8088	14	EX061201CS	67, 97	F2006S	75	F70T74	76
DR8092	15	EX061203CS	67, 97	F2007	75	F70T74S	76
DR8094	15	EX061501CS	67, 97	F2513	76	F70T74TSC	73
DR8098	15	EX061503CS	67, 97	F2516	76	F70T74TWS	78
EV06181CD	100	EX061701CS	67	F2519	76	F70T85S	76
EV06182CD	100	EX061703CS	67	F3006	75	F70T85TSC	73
EV06261CD	100	EX062001CL	68	F3006TWSC	73	F8006	75
EV06262CD	100	EX062003CL	68	F3008TWSC	73	F8006C	72
EV06361CD	100	EX070201CS	67, 98	F3513	76	F8006S	75
EV06362CD	100	EX070203CS	67, 98	F3516	76	F8006SC	71
EV07181CD	100	EX070301CS	67, 98	F3519	76	F8006TW	78
EV07182CD	100	EX070303CS	67, 98	F4006	75	F8006TWS	78
EV07261CD	100	EX070401CS	67, 98	F4006C	72	F8006TWSC	73
EV07262CD	100	EX070403CS	67, 98	F4006TW	78	F8007	75
EV07361CD	100	EX070601CS	67, 98	F4007	75	F8007C	72
EV07362CD	100	EX070603CS	67, 98	F4008	75	F8007TWS	78
EV07561CD	100	EX070801CS	67, 98	F4008C	72	F8007TWSC	73
EV07562CD	100	EX070803CS	67, 98	F4008S	75	F8008	75
EV08181CD	100	EX071001CS	67, 98	F4008TW	78	F8008C	72
EV08182CD	100	EX071003CS	67, 98	F4010	75	F8008S	75
EV08261CD	100	EX071201CS	67, 98	F5006	75	F8008SC	71
EV08262CD	100	EX071203CS	67, 98	F5006C	72	F8008TW	78
EV08361CD	100	EX071501CS	67, 98	F5006SC	71	F8008TWS	78
EV08362CD	100	EX071503CS	67, 98	F5006TW	78	F8008TWSC	73
EV08561CD	100	EX071701CS	67	F5006TWS	78	F8010C	72
EV08562CD	100	EX071703CS	67	F5006TWSC	73	F80T74TSC	73
EV09171CD	100	EX072001CL	68	F5007	75	F9006	75
EV09172CD	100	EX072003CL	68	F5007C	72	F9008	75
EV09261CD	100	EX080201CD	99	F5008	75	FAF06030	64
EV09262CD	100	EX080203CD	99	F5008C	72	FAF06040	64
EV09361CD	100	EX080301CD	99	F5008S	75	FAF06050	64
EV09362CD	100	EX080303CD	99	F5008TW	78	FAF06070	64
EV10171CD	100	EX080401CD	99	F5008TWS	78	FAF07030	64
EV10172CD	100	EX080403CD	99	F5008TWSC	73	FAF07040	64
EV10261CD	100	EX080601CD	99	F5010	75	FAF07050	64
EV10262CD	100	EX080603CD	99	F5010C	72	FAF07070	64
EV10361CD	100	EX080801CD	99	F6006	75	FAF08030	64
EV10362CD	100	EX080803CD	99	F6006C	72	FAF08040	64

For Ordering or Information: **1.800.321.4254**

CONFIDENTIAL AND PROPRIETARY 111

Please consult package inserts for more detailed safety information and instructions for use.

PRODUCT CODE INDEX

FAF08050	64	KWS23S	81	RV135515	16	SD70A	43
FAF08070	64	KWT004	81	RV13552	16	SD70AT	43
FAF09030	64	KWT004KWL	81	RV13554	16	SD70T	43
FAF09040	64	KWT006	81	RV13556	16	SGA149001	34
FAF09050	64	KWT007	81	RV13558	16	SGA150001	34
FAS06030	64	KWT008	81	RV135610	16	SGA155001	34
FAS06040	64	KWT010	81	RV135615	16	SGA162001	34
FAS06050	64	KWT012	81	RV13562	16	SGA240001	34
FAS06070	64	NBD10	102	RV13564	16	SK13514	40
FAS07030	64	NBD12	102	RV13566	16	SK13518	40
FAS07040	64	NBD8	102	RV13568	16	SK13535M	40
FAS07050	64	NDB1000	102	RV13572	17	SK15014	40
FAS07070	64	NDB600	102	RV13574	17	SK15018	40
FAS08030	64	NNU10J	102	RV13576	17	SK15035M	40
FAS08040	64	NNU10LPT	102	RV13578	17	SK6535M	40
FAS08050	64	NNU10PT	102	RV13582	17	SK9018	40
FAS08070	64	NNU12J	102	RV13584	17	SK9035M	40
FAS09030	64	NNU12LPT	102	RV13586	17	SRK30	87
FAS09040	64	NNU12PT	102	RV13588	17	T1547	76
FAS09050	64	NNU6J	102	RV13592	17	T4546	76
FBRC	87	NNU6LP15	102	RV13594	17	T4546C	72
FTL06040	106	NNU6LPT	102	RV80102	17	T4547	76
FTL06060	106	NNU6PT	102	RV80104	17	T4547C	72
FTL06080	106	NNU8J	102	RV80310	16	T4558	76
FTL07040	106	NNU8LP15	102	RV8032	16	T4558C	72
FTL07060	106	NNU8LPT	102	RV8034	16	T5020002	69
FTL07080	106	NNU8PT	102	RV80410	16	T5020003	69
FTL08040	106	NOD10J	102	RV80415	16	T5040001	69
FTL08060	106	NOD10LPT	102	RV8042	16	T5047	76
FTL08080	106	NOD10PT	102	RV8044	16	T5047C	72
FTL09040	106	NOD12J	102	RV80510	16	T5050001	69
FTL09060	106	NOD12LPT	102	RV80515	16	T5058	76
FTL09080	106	NOD12PT	102	RV8052	16	T6020002	69
FTL10040	106	NOD8J	102	RV8054	16	T6020003	69
FTL10060	106	NOD8LPT	102	RV8056	16	T6040001	69
FTL10080	106	NOD8PT	102	RV8058	16	T6047	76
FTM06040	106	PRRK5	52	RV80610	16	T6050001	69
FTM06060	106	PVTO100	82	RV80615	16	U41501H12	18
FTM06080	106	PVTO200	82	RV8062	16	U41501H12RX	25
FTM07040	106	PVTO300	82	RV8064	16	U41501H1HRX	25
FTM07060	106	PVTO400	82	RV8066	16	U41501H2	18
FTM07080	106	PVTO500	82	RV8068	16	U41501H2RX	25
FTM08040	106	PVTO600	82	RV8072	17	U41501H4	18
FTM08060	106	PVTO700	82	RV8074	17	U41501H4RX	25
FTM08080	106	PVTO800	82	RV8076	17	U41501H8RX	25
FTM09040	106	PVTO900	82	RV8078	17	U41501Q1HRX	25
FTM09060	106	PVT1000	82	RV8082	17	U41501Q2RX	25
FTM09080	106	RS19SH24	52	RV8084	17	U41501Q4RX	25
FTM10040	106	RS23SH28	52	RV8086	17	U4150210	18
FTM10060	106	RS27SH32	52	RV8088	17	U4150210RX	25
FTM10080	106	RS31SH36	52	RV8092	17	U4150212	18
GEN200	42	RS35SH40	52	RV8094	17	U4150212RX	25
GWP1403	43	RS50SH55	52	S11885001	34	U4150215	18
GWP1403X	43	RT100	52	S11885003	34	U4150215RX	25
GWP1406	43	RV135102	17	S11885004	34	U415021HRX	25
GWP1406X	43	RV135104	17	S11886001	34	U415022	18
GWP1409X	43	RV135310	16	S11886003	34	U4150220RX	25
GWP1412X	43	RV13532	16	S11886006	34	U4150222	18
INJ100	42	RV13534	16	S11887002	34	U4150225RX	25
INJKIT	42	RV135410	16	SD110	43	U415022RX	25
KWC200	81	RV135415	16	SD110A	43	U4150230	18
KWS23C	81	RV13542	16	SD110AT	43	U4150230RX	25
KWS23CS	81	RV13544	16	SD110T	43	U415024	18
KWS23CSS	81	RV135510	16	SD70	43	U415024RX	25

112 For Ordering or Information: **1.800.321.4254**

CONFIDENTIAL AND PROPRIETARY

Please consult package inserts for more detailed safety information and instructions for use.

PRODUCT CODE INDEX

U415026RX	25	U4150415	19	U42003H20RX	27	U8130610	22
U415028	18	U4150415RX	26	U42003H2RX	27	U8130612	22
U415028RX	25	U415041HRX	26	U42003H30RX	27	U8130615	22
U41502H10	18	U415042	19	U42003H4RX	27	U813062	22
U41502H10RX	25	U4150420RX	26	U4200410RX	27	U8130622	22
U41502H12	18	U4150422	19	U420041HRX	27	U8130630	22
U41502H12RX	25	U4150425RX	26	U4200420RX	27	U813064	22
U41502H15	18	U415042RX	26	U420042RX	27	U813066	22
U41502H15RX	25	U4150430	19	U4200430RX	27	U813068	22
U41502H1HRX	25	U4150430RX	26	U420044RX	27	U813074	22
U41502H2	18	U415044	19	U8130210	21	U813084	22
U41502H20RX	25	U415044RX	26	U8130212	21	U813094	22
U41502H22	18	U415046RX	26	U8130215	21	U8150210	23
U41502H25RX	25	U415048	19	U813022	21	U8150212	23
U41502H2RX	25	U415048RX	26	U8130222	21	U8150215	23
U41502H30	18	U4150510	19	U8130230	21	U815022	23
U41502H30RX	25	U4150510RX	26	U813024	21	U8150222	23
U41502H4	18	U4150512	19	U813026	21	U8150230	23
U41502H4RX	25	U4150512RX	26	U813028	21	U815024	23
U41502H6RX	25	U4150515	19	U81302H10	21	U815026	23
U41502H8	18	U4150515RX	26	U81302H12	21	U815028	23
U41502H8RX	25	U415051HRX	26	U81302H15	21	U81502H10	23
U4150310	18	U415052	19	U81302H2	21	U81502H12	23
U4150310RX	25	U4150520RX	26	U81302H22	21	U81502H15	23
U4150312	18	U4150522	19	U81302H30	21	U81502H2	23
U4150312RX	25	U4150525RX	26	U81302H4	21	U81502H22	23
U4150315	18	U415052RX	26	U81302H6	21	U81502H30	23
U4150315RX	25	U4150530	19	U81302H8	21	U81502H4	23
U415031HRX	25	U4150530RX	26	U8130310	21	U81502H6	23
U415032	18	U415054	19	U8130312	21	U81502H8	23
U4150320RX	25	U415054RX	26	U8130315	21	U8150310	23
U4150322	18	U415056RX	26	U813032	21	U8150312	23
U4150325RX	25	U415058	19	U8130322	21	U8150315	23
U415032RX	25	U415058RX	26	U8130330	21	U815032	23
U4150330	18	U415064RX	26	U813034	21	U8150322	23
U4150330RX	25	U415066RX	26	U813036	21	U8150330	23
U415034	18	U415074RX	26	U813038	21	U815034	23
U415034RX	25	U415076RX	26	U81303H10	21	U815036	23
U415036RX	25	U42001H1HRX	27	U81303H12	21	U815038	23
U415038	18	U42001H2RX	27	U81303H15	21	U81503H10	23
U415038RX	25	U42001H4RX	27	U81303H2	21	U81503H12	23
U41503H10	18	U42001Q1HRX	27	U81303H22	21	U81503H15	23
U41503H10RX	26	U42001Q2RX	27	U81303H30	21	U81503H2	23
U41503H12	18	U42001Q4RX	27	U81303H4	21	U81503H22	23
U41503H12RX	26	U4200210RX	27	U81303H6	21	U81503H30	23
U41503H15	18	U420021HRX	27	U81303H8	21	U81503H4	23
U41503H15RX	26	U4200220RX	27	U8130410	22	U81503H6	23
U41503H1HRX	26	U420022RX	27	U8130412	22	U81503H8	23
U41503H2	18	U4200230RX	27	U8130415	22	U8150410	24
U41503H20RX	26	U420024RX	27	U813042	22	U8150412	24
U41503H22	18	U42002H10RX	27	U8130422	22	U8150415	24
U41503H25RX	26	U42002H1HRX	27	U8130430	22	U815042	24
U41503H2RX	26	U42002H20RX	27	U813044	22	U8150422	24
U41503H30	18	U42002H2RX	27	U813046	22	U8150430	24
U41503H30RX	26	U42002H30RX	27	U813048	22	U815044	24
U41503H4	18	U42002H4RX	27	U8130510	22	U815046	24
U41503H4RX	26	U4200310RX	27	U8130512	22	U815048	24
U41503H6RX	26	U420031HRX	27	U8130515	22	U8150510	24
U41503H8	18	U4200320RX	27	U813052	22	U8150512	24
U41503H8RX	26	U420032RX	27	U8130522	22	U8150515	24
U4150410	19	U4200330RX	27	U8130530	22	U815052	24
U4150410RX	26	U420034RX	27	U813054	22	U8150522	24
U4150412	19	U42003H10RX	27	U813056	22	U8150530	24
U4150412RX	26	U42003H1HRX	27	U813058	22	U815054	24

For Ordering or Information: **1.800.321.4254**

CONFIDENTIAL AND PROPRIETARY 113

Please consult package inserts for more detailed safety information and instructions for use.

PRODUCT CODE INDEX

U815056	24	V142520	28	V1860150	30	VIUL07120	94
U815058	24	V1425200	28	V1860150S	31	VIUL08020	65, 94
U875210	20	V1425250	28	V186020	30	VIUL08030	65, 94
U875212	20	V1425300	28	V1860200	30	VIUL08040	65, 94
U875215	20	V142540	28	V1860200S	31	VIUL08060	65, 94
U87522	20	V142560	28	V186020S	31	VIUL08080	65, 94
U875222	20	V142580	28	V1860250	30	VIUL08100	65, 94
U87524	20	V1430100	28	V1860300	30	VIUL08120	94
U8752H10	20	V1430120	28	V1860300S	31	VIUL09020	66, 95
U8752H15	20	V1430150	28	V186040	30	VIUL09030	66, 95
U8752H2	20	V143020	28	V186040S	31	VIUL09040	66, 95
U8752H4	20	V1430200	28	V186060	30	VIUL09060	66, 95
U875310	20	V1430250	28	V186060S	31	VIUL09080	66, 95
U875312	20	V1430300	28	V186080	30	VIUL09100	66, 95
U875315	20	V143040	28	V186080S	31	VIUL09120	95
U87532	20	V143060	28	V1870100	30	VIUL10020	66, 95
U875322	20	V143080	28	V1870100S	31	VIUL10030	66, 95
U87534	20	V1435100	29	V1870120	30	VIUL10040	66, 95
U8753H10	20	V1435120	29	V1870150	30	VIUL10060	66, 95
U8753H15	20	V1435150	29	V187020	30	VIUL10080	66, 95
U8753H2	20	V143520	29	V1870200	30	VIUL10100	66, 95
U8753H4	20	V1435200	29	V187020S	31	VIUL10120	95
U875410	20	V1435250	29	V1870250	30	VIUL12020	95
U875412	20	V1435300	29	V1870300	30	VIUL12030	95
U875415	20	V143540	29	V187040	30	VIUL12040	95
U87542	20	V143560	29	V187040S	31	VIUL12060	95
U875422	20	V143580	29	V187060	30	VIUL12080	95
U87544	20	V1840100	29	V187060S	31	VIUL12100	95
U87546	20	V1840100S	31	V187080	30	VIUL12120	95
U875510	20	V1840150	29	V187080S	31	VIUL14020	96
U875512	20	V1840150S	31	V5008C	70	VIUL14030	96
U875515	20	V184020	29	VDA100122	85	VIUL14040	96
U87552	20	V1840200	29	VDA100124	85	VIUL14060	96
U875522	20	V1840200S	31	VDA100126	85	VIUL14080	96
U87554	20	V184020S	31	VDA100142	85	VIUL14100	96
U87556	20	V1840300	29	VDA100144	85	VIUL14120	96
U875610	20	V1840300S	31	VDA100146	85	VIUS06020	94
U875612	20	V184040	29	VDA100162	85	VIUS06030	94
U875615	20	V184040S	31	VDA100164	85	VIUS06040	94
U87562	20	V184060	29	VDA100166	85	VIUS06060	94
U875622	20	V184060S	31	VDA100182	85	VIUS06080	94
U87564	20	V184080	29	VDA100184	85	VIUS06100	94
U87566	20	V184080S	31	VDA100186	85	VIUS06120	94
U87574	21	V1850100	29	VDA100202	85	VIUS07020	65, 94
U87584	21	V1850100S	31	VDA100204	85	VIUS07030	65, 94
U87594	21	V1850120	29	VDA100222	85	VIUS07040	65, 94
USH130AT	43	V1850150	29	VDA100224	85	VIUS07060	65, 94
USH130T	43	V1850150S	31	VDA100242	85	VIUS07080	65, 94
USH83AT	43	V185020	29	VDA100244	85	VIUS07100	65, 94
USH83T	43	V1850200	29	VDA100262	85	VIUS07120	94
V1008C	70	V1850200S	31	VDA100264	85	VIUS08020	65, 94
V1420100	28	V185020S	31	VIUL06020	94	VIUS08030	65, 94
V1420120	28	V1850250	29	VIUL06030	94	VIUS08040	65, 94
V1420150	28	V1850300	29	VIUL06040	94	VIUS08060	65, 94
V142020	28	V1850300S	31	VIUL06060	94	VIUS08080	65, 94
V1420200	28	V185040	29	VIUL06080	94	VIUS08100	65, 94
V1420250	28	V185040S	31	VIUL06100	94	VIUS08120	94
V1420300	28	V185060	29	VIUL06120	94	VIUS09020	66, 95
V142040	28	V185060S	31	VIUL07020	65, 94	VIUS09030	66, 95
V142060	28	V185080	29	VIUL07030	65, 94	VIUS09040	66, 95
V142080	28	V185080S	31	VIUL07040	65, 94	VIUS09060	66, 95
V1425100	28	V1860100	30	VIUL07060	65, 94	VIUS09080	66, 95
V1425120	28	V1860100S	31	VIUL07080	65, 94	VIUS09100	66, 95
V1425150	28	V1860120	30	VIUL07100	65, 94	VIUS09120	95

PRODUCT CODE INDEX

VIUS10020.....	66, 95	ZBL06120.....	91	ZBM09020.....	63, 92
VIUS10030.....	66, 95	ZBL07020.....	62, 92	ZBM09030.....	63, 92
VIUS10040.....	66, 95	ZBL07030.....	62, 92	ZBM09040.....	63, 92
VIUS10060.....	66, 95	ZBL07040.....	62, 92	ZBM09060.....	63, 92
VIUS10080.....	66, 95	ZBL07060.....	62, 92	ZBM09080.....	63, 92
VIUS10100.....	66, 95	ZBL07080.....	62, 92	ZBM09100.....	63, 92
VIUS10120.....	95	ZBL07100.....	62, 92	ZBM09120.....	92
VIUS12020.....	95	ZBL07120.....	92	ZBM10020.....	63, 93
VIUS12030.....	95	ZBL08020.....	62, 92	ZBM10030.....	63, 93
VIUS12040.....	95	ZBL08030.....	62, 92	ZBM10040.....	63, 93
VIUS12060.....	95	ZBL08040.....	62, 92	ZBM10060.....	63, 93
VIUS12080.....	95	ZBL08060.....	62, 92	ZBM10080.....	63, 93
VIUS12100.....	95	ZBL08080.....	62, 92	ZBM10100.....	63, 93
VIUS12120.....	95	ZBL08100.....	62, 92	ZBM10120.....	93
VIUS14020.....	96	ZBL08120.....	92	ZBM12020.....	93
VIUS14030.....	96	ZBL09020.....	63, 92	ZBM12030.....	93
VIUS14040.....	96	ZBL09030.....	63, 92	ZBM12040.....	93
VIUS14060.....	96	ZBL09040.....	63, 92	ZBM12060.....	93
VIUS14080.....	96	ZBL09060.....	63, 92	ZBM12080.....	93
VIUS14100.....	96	ZBL09080.....	63, 92	ZBM12100.....	93
VIUS14120.....	96	ZBL09100.....	63, 92	ZBM12120.....	93
VL1006C.....	70	ZBL09120.....	92	ZBM14020.....	93
VL1007C.....	70	ZBL10020.....	63, 93	ZBM14030.....	93
VL2006C.....	70	ZBL10030.....	63, 93	ZBM14040.....	93
VL2007C.....	70	ZBL10040.....	63, 93	ZBM14060.....	93
VL3006C.....	70	ZBL10060.....	63, 93	ZBM14080.....	93
VL3007C.....	70	ZBL10080.....	63, 93	ZBM14100.....	93
VL4006C.....	70	ZBL10100.....	63, 93	ZBM14120.....	93
VL4007C.....	70	ZBL10120.....	93		
VL5006C.....	70	ZBL12020.....	93		
VL5007C.....	70	ZBL12030.....	93		
VLT2046C.....	70	ZBL12040.....	93		
VLT2047C.....	70	ZBL12060.....	93		
VLT2546C.....	70	ZBL12080.....	93		
VLT2547C.....	70	ZBL12100.....	93		
VLT3046C.....	70	ZBL12120.....	93		
VLT3047C.....	70	ZBL14020.....	93		
VLT3547C.....	70	ZBL14030.....	93		
VLT4046C.....	70	ZBL14040.....	93		
VLT4047C.....	70	ZBL14060.....	93		
VLT4546C.....	70	ZBL14080.....	93		
VLT4547C.....	70	ZBL14100.....	93		
VT3558C.....	70	ZBL14120.....	93		
VT4058C.....	70	ZBM06020.....	91		
ZBL04020.....	91	ZBM06030.....	91		
ZBL04030.....	91	ZBM06040.....	91		
ZBL04040.....	91	ZBM06060.....	91		
ZBL04060.....	91	ZBM06080.....	91		
ZBL04080.....	91	ZBM06100.....	91		
ZBL04100.....	91	ZBM06120.....	91		
ZBL04120.....	91	ZBM07020.....	62, 92		
ZBL05020.....	91	ZBM07030.....	62, 92		
ZBL05030.....	91	ZBM07040.....	62, 92		
ZBL05040.....	91	ZBM07060.....	62, 92		
ZBL05060.....	91	ZBM07080.....	62, 92		
ZBL05080.....	91	ZBM07100.....	62, 92		
ZBL05100.....	91	ZBM07120.....	92		
ZBL05120.....	91	ZBM08020.....	62, 92		
ZBL06020.....	91	ZBM08030.....	62, 92		
ZBL06030.....	91	ZBM08040.....	62, 92		
ZBL06040.....	91	ZBM08060.....	62, 92		
ZBL06060.....	91	ZBM08080.....	62, 92		
ZBL06080.....	91	ZBM08100.....	62, 92		
ZBL06100.....	91	ZBM08120.....	92		

ULTRAVERSE[®] RX

PTA Dilatation Catheter

NAVARRRE[®] VacuBag

CROSSER[®]

CTO Recanalization Catheter

GLIDEPATH[™]

Long-Term Dialysis Catheter

NAVARRRE[®]
1000 mL Drainage Bag

2014 PRODUCT LIST

LIFESTENT[®] SOLO[™]

Vascular Stent System

RELIANCE XK[™]

Long-Term Dialysis Catheter

ASPIRA[®]
Drainage System

FLAIR[®]
Endovascular Stent Graft

FOR MORE INFORMATION:

BARD | PERIPHERAL VASCULAR

Bard Peripheral Vascular, Inc.
1625 W. 3rd Street
Tempe, AZ 85281 USA

Tel: 1 480 894 9515 / 1 800 321 4254

Fax: 1 480 966 7062 / 1 800 440 5376

www.bardpv.com



EC Certificate - Full Quality Assurance System

Directive 93/42/EEC on Medical Devices, Annex II excluding Section 4

No. CE 668274
Issued To: **W.L. Gore & Associates, Inc.**
1505 N. Fourth Street
Flagstaff
Arizona
86004
USA

In respect of:

Design, Development, and Manufacture of sterile heparin-coated and uncoated vascular endoprostheses and delivery systems, intrahepatic and biliary endoprosthesis and delivery systems, heparin coated vascular stents and delivery systems, heparin-coated embolic filters, heparin-coated and uncoated vascular grafts, introducer sheaths, intravascular balloon catheters, septal defect closure devices, pericardial membranes, cardiovascular patches, medicated and non-medicated non-absorbable soft tissue patches, absorbable soft tissue patches, hernia plugs, suture with or without pledgets, absorbable staple line reinforcement material.

on the basis of our examination of the quality assurance system under the requirements of Council Directive 93/42/EEC, Annex II excluding section 4. The quality assurance system meets the requirements of the directive. For the placing on the market of class III products an Annex II section 4 certificate is required.

For and on behalf of BSI, a Notified Body for the above Directive (Notified Body Number 0086):

Stewart Brain, Head of Compliance & Risk -
Medical Devices

First Issued: **2017-04-26**Date: **2018-01-03**Expiry Date: **2022-11-15**

...making excellence a habit.™

Page 1 of 1

Validity of this certificate is conditional on the quality system being maintained to the requirements of the Directive as demonstrated through the required surveillance activities of the Notified Body. This approval excludes all products designed and/or manufactured by a third party on behalf of the company named on this certificate, unless specifically agreed with BSI.

This certificate was issued electronically and is bound by the conditions of the contract.

EC Certificate - Full Quality Assurance System Certificate History

Certificate No: **CE 668274**
 Date: **2018-01-03**
 Issued To: **W.L. Gore & Associates, Inc.**
1505 N. Fourth Street
Flagstaff
Arizona
86004
USA

Date	Reference Number	Action
26 April 2017	8679283	First Issue. Transfer from another Notified Body.
08 June 2017	8733724	Transfer from another notified body of the following device families: GORE® TIGRIS® Vascular Stent, GORE® Embolic Filter, GORE® Carotid Stent, GORE® DrySeal Sheath, GORE® DrySeal Flex Sheath, and GORE® VIABIL® Biliary Endoprosthesis and delivery system catheter. Addition of multiple significant subcontractors and crucial suppliers associated with transferring device families as listed.

...making excellence a habit.™

Page 1 of 3

Validity of this certificate is conditional on the quality system being maintained to the requirements of the Directive as demonstrated through the required surveillance activities of the Notified Body. This approval excludes all products designed and/or manufactured by a third party on behalf of the company named on this certificate, unless specifically agreed with BSI.

This certificate was issued electronically and is bound by the conditions of the contract.

EC Certificate - Full Quality Assurance System

Certificate History

Certificate No: **CE 668274**
 Date: **2018-01-03**
 Issued To: **W.L. Gore & Associates, Inc.**
1505 N. Fourth Street
Flagstaff
Arizona
86004
USA

Date	Reference Number	Action
14 July 2017	8733725	Transfer from another notified body of the following device families: GORE® DUALMESH® PLUS Biomaterial, GORE® DUALMESH® Biomaterial, GORE® MYCROMESH® Biomaterial, GORE-TEX® Soft Tissue Patch, GORE® BIO-A® Tissue Reinforcement, GORE® BIO-A® Hernia Plug, GORE® PRECLUDE® Pericardial Membrane, GORE® ACUSEAL Cardiovascular Patch, GORE-TEX® Cardiovascular Patch, GORE® TRI-LOBE Balloon Catheter, GORE-TEX® Suture, GORE-TEX® and GORE-INTERING® Vascular Grafts, GORE® HYBRID Vascular Graft, GORE® ACUSEAL Vascular Graft, GORE® PROPATEN® Vascular Graft, GORE® CARDIOFORM Septal Occluder, GORE® SEAMGUARD® Bioabsorbable Staple Line Reinforcement for Circular Staplers, and GORE® SEAMGUARD® Bioabsorbable Staple Line Reinforcement for Endoscopic Staplers. Addition of multiple significant subcontractors and crucial suppliers associated with transferring device families as listed.
10 November 2017	8792894 8847088	Transfer from another notified body of the following device families: GORE® VIABAHN® Endoprosthesis with PROPATEN® Bioactive Surface, GORE® VIABAHN® VBX Balloon Expandable Endoprosthesis. Addition of significant subcontractors Bavaria Medizin Technologie and Meko Laserstrahl-Materialbearbeitungen. Certificate Renewal. Removal of W.L. Gore & Associates Sunnyvale facility.

...making excellence a habit.™

Page 2 of 3

Validity of this certificate is conditional on the quality system being maintained to the requirements of the Directive as demonstrated through the required surveillance activities of the Notified Body. This approval excludes all products designed and/or manufactured by a third party on behalf of the company named on this certificate, unless specifically agreed with BSI.

This certificate was issued electronically and is bound by the conditions of the contract.

EC Certificate - Full Quality Assurance System Certificate History

Certificate No: **CE 668274**
Date: **2018-01-03**
Issued To: **W.L. Gore & Associates, Inc.**
1505 N. Fourth Street
Flagstaff
Arizona
86004
USA

Date	Reference Number	Action
Current	8868400	Review of the Risk Management Process and Reports update required after the certificate transfer. Add Moist Heat Sterilization for Appleton Central site.

...making excellence a habit.™

Page 3 of 3

Validity of this certificate is conditional on the quality system being maintained to the requirements of the Directive as demonstrated through the required surveillance activities of the Notified Body. This approval excludes all products designed and/or manufactured by a third party on behalf of the company named on this certificate, unless specifically agreed with BSI.

This certificate was issued electronically and is bound by the conditions of the contract.



Declaration of Conformity

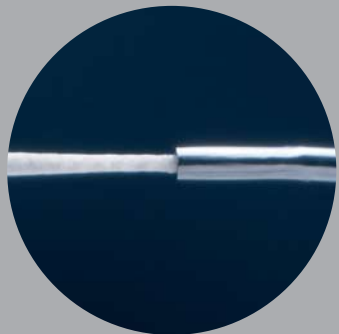

Product Name:	GORE-TEX® Suture and GORE-TEX® Suture for Chordae Tendineae Repair or Replacement
Manufacturer:	W. L. Gore & Associates, Inc.
Business Address:	Medical Products Division 1505 North Fourth Street Flagstaff, AZ 86004 USA
Authorized Representative:	W. L. Gore & Associates (UK) Ltd. Mariner Drive Dundee Technology Park Dundee, DD2 1JA, Scotland
Notified Body: (if applicable)	BSI • No. 0086
CE Certificate(s): (if applicable)	CE 668285, Annex II.4 CE 668274, Annex II.3
Device Class:	Class III based on Annex IX, Rule 8 of Directive 93/42/EEC
GMDN Code:	17467 31744
Conformity Assessment Procedure:	Annex II of European Council Directive 93/42/EEC
Declaration:	W. L. Gore & Associates hereby declares that the medical devices specified above meet the provisions of the Council Directive No. 93/42/EEC for Medical Devices. All supporting documentation is retained at the premises of the manufacturer.
Date:	June 16, 2017
Name and Authority:	Sharon Alexander Regulatory Affairs Associate
Signature:	



Appendix to Declaration of Conformity

Identification of Products

Product Name:	GORE-TEX® Suture and GORE-TEX® Suture for Chordae Tendineae Repair or Replacement
Certificate Number(s):	CE 668285, Annex II.4 CE 668274, Annex II.3
Catalogue Numbers:	The following catalogue numbers are covered under the Declaration of Conformity Identified above: The list begins on the following page. I
Date:	June 16, 2017



Ordering Information





W. L. GORE & ASSOCIATES, INC.
Flagstaff, AZ 86004

800.437.8181 (US)
928.779.2771 (US)
00800.6334.4673 (EU)

For international contacts and
additional product information,
visit goremedical.com

Custom configurations/special
sizes available upon request.
Minimum order required.

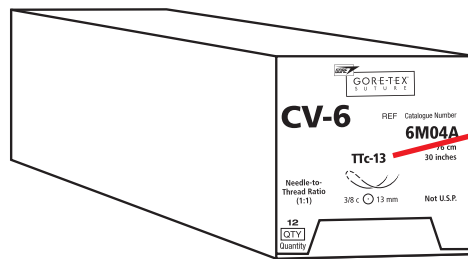
Not available in all markets pending regulatory clearance.
GORE, GORE-TEX®, and designs are trademarks of W. L. Gore & Associates.
© 1996, 1998, 2000, 2001, 2005, 2007 W. L. Gore & Associates, Inc.
AB0491-EN5 FEBRUARY 2007

Needle to Thread Ratio

Thread size:	CV-8	CV-7	CV-6	CV-5	CV-4	CV-3	CV-2	CV-0
Approx USP Size:	7-0	6-0	5-0	4-0	3-0	2-0	0	1
TTC-7 (1.6:1)	TTC-9 (1.4:1)	TTC-9 (1:1)	TTC-13 (1:1)	TT-17 (1.2:1)	TT-17 (1:1)	TFX-25 (1.6:1)	TFX-25 (1.6:1)	
TTC-9 (1.9:1)	TTC-12 (1.4:1)	TTC-12 (1:1)	TT-17 (1.2:1)	TH-18 (1.2:1)	TH-18 (1:1)	TLX-25 (1.9:1)	TLX-25 (1.6:1)	
TTC-13 (2.2:1)	TTC-13 (1.6:1)	TTC-13 (1.4:1)	THc-13 (1:1)	TH-22 (1.3:1)	TH-26 (1.2:1)	TH-26 (1:1)	TH-50 (1.6:1)	
PT-9 (1.9:1)	THc-13 (1.6:1)	TH-9 (1:1)	TH-18 (1.2:1)	TH-26 (1.6:1)	TH-35 (1.2:1)	THX-22 (1.9:1)	THX-25 (1.6:1)	
PT-13 (2.2:1)	PT-9 (1.4:1)	THc-13 (1.4:1)	TH-22 (1.7:1)	TH-35 (1.6:1)	PT-17 (1:1)	THX-25 (1.9:1)	THX-26 (1.3:1)	
	PT-13 (1.6:1)	TH-18 (1.6:1)	TH-26 (1.7:1)	PT-17 (1.2:1)	PH-17 (1:1)	THX-26 (1.6:1)	THX-36 (1.3:1)	
		PT-9 (1:1)	PT-13 (1:1)	PH-17 (1.2:1)	PH-24 (1.2:1)	THX-36 (1.6:1)		
		PT-13 (1.4:1)	PT-17 (1.2:1)	PH-24 (1.6:1)	PH-30 (1.3:1)	PH-24 (1:1)		
		PH-13 (1.4:1)	PH-13 (1:1)	CS-50 (1.8:1)	PH-35 (1.5:1)	PS-4 (1.9:1)		
			PH-17 (1.2:1)					

Minimize suture hole bleeding with 1:1 needle to thread ratio

Needle Coding System



First letter describes needle type
 T = Taper Point
 P = Piercing Point
 R = Reverse Cutting
 C = Cutting

TTC-13

Second letter describes curvature of the needle
 L = 1/2 curve (ski)
 T = 3/8 circle
 H = 1/2 circle
 F = 5/8 circle
 S = Straight

Number describes the length of the needle in mm






















Third letter, if present, denotes the following:
 X = Heavier wire diameter, e.g. THX-36
 c = 'c' series, premium needle







EXAMPLE

TTC-13 = Taper Point, 3/8 circle, premium needle, 13 mm in length

PH-17 = Piercing Point, 1/2 circle 17 mm in length



			TH-50	CTX	GS-25	48" – 122 cm											0U01			
			THX-22	M07	GS-23	36" – 91 cm											2N03			
			THX-25	M06	GS-22	36" – 91 cm											2N13	0N13		
			THX-26	CT-2	GS-22	36" – 91 cm											2N06			
						36" – 91 cm													2N05	0N05
						48" – 122 cm													2U06	0U06
						48" – 122 cm													2U05	
			THX-36	CT-1	GS-21	36" – 91 cm											2N08	0N08		
						36" – 91 cm													2N07	0N07
						42" – 107 cm													2P08	
Taper Point 1/8 Circle 			TFX-25	UR-6	GU-46	36" – 91 cm											2N19	0N09		
Taper Point 1/2 Curve (ski) Smooth, even point for easily penetrated tissues, tapered body 			TLX-25	EN-S	SK	48" – 122 cm											2U17	0U03		
Taper Point Straight 			TS-50	ST-1	ST-1	36" – 91 cm											2N23			
Piercing Point 3/8 Circle Multifaceted tip for tough tissue, tapered body 			PT-9	CC	KV-1	18" – 46 cm			7J04											
						24" – 61 cm	8K08	7K04	6K06											
						30" – 76 cm	8M08	7M04	6M06											
				PT-13	CC-1	KV-11	24" – 61 cm			7K08	6K08	5K08								
		30" – 76 cm	8M06				7M08	6M08												
		36" – 91 cm												5N08						
			PT-17	V-4	KV-15	36" – 91 cm					5N10	4N10	3N14							
Piercing Point 1/2 Circle 			PH-13	N/A	N/A	30" – 76 cm				6M14	5M16									
			PH-17	V-5	KV-5	36" – 91 cm					5N14	4N08	3N12							

			PH-24	V-7	KV-7	36" – 91 cm					4N16	3N10	2N10
						48" – 122 cm					4U16	3U10	2U10
			PH-30	N/A	N/A	42" – 107 cm						3P24	
			PH-35	V-34	KV-34	48" – 122 cm						3U20	
Piercing Point ▲			PS-4	N/A	N/A	48" – 122 cm							2U22
Straight Cutting Cutting edges for tough tissue, triangular body ▲			CS-65	KS	N/A	30" – 76 cm							2M25

Catalogue number in bold type indicates 1:1 needle to thread ratio to minimize suture hole bleeding.

† With ePTFE pledgets (3)
†† With ePTFE pledgets (4)

To order a three-dozen box, suffix the catalogue number with the letter B. To order a one-dozen box, suffix the catalogue number with the letter A. Some catalogue numbers available in A (one-dozen) boxes only. **Custom configuration / special sizes available upon request. Minimum order required.**

▶ **Telephone Orders:**
800.528.8763, 928.779.2771 (US)
00800.6334.4673 (EU)

INSTRUCTIONS FOR USE FOR:



ePTFE Nonabsorbable Monofilament

en

English

hu

Magyar

cs

Čeština

it

Italiano

da

Dansk

no

Norsk

nl

Nederlands

pl

Polski

fi

Suomi

pt

Português

fr

Français

es

Español

de

Deutsch

sv

Svenska

el

Ελληνικά

tr

Türkçe

INSTRUCTIONS FOR USE FOR:

GORE-TEX® SUTURE ePTFE Nonabsorbable Monofilament

DESCRIPTION

The GORE-TEX® Suture is a nonabsorbable, monofilament suture manufactured from polytetrafluoroethylene (PTFE) that has been expanded to produce a porous microstructure which is approximately 50% air by volume. The porous nature of the GORE-TEX® Suture enables it to be swaged to needles that closely approximate the diameter of the thread, without compromising the strength of the needle attachment. Clinical and laboratory testing demonstrates that GORE-TEX® Sutures can reduce suture line bleeding. The suture is undyed and contains no additives.

GORE-TEX® Suture has been specifically designed for cardiovascular surgery. Clinical trials have demonstrated it is also suitable for general surgery.

GORE-TEX® Sutures differ from USP requirements. See the table below for diameter-strength relationship.

GORE-TEX® Suture Size	Mean Diam. GORE-TEX® Suture (mm)	GORE-TEX® Suture Knot-Pull Tensile Strength (kg)
CV-0	.626	5.27
CV-2	.518	3.50
CV-3	.422	2.64
CV-4	.307	1.67
CV-5	.246	1.00
CV-6	.168	0.65
CV-7	.109	0.40
CV-8	.091	0.30

USP Size	USP Diam. (mm)		USP Limits on Avg. Knot-Pull Tensile Strength (kg)
	Min.	Max.	
0	.35	.399	2.16
2-0	.30	.339	1.44
3-0	.20	.249	0.96
4-0	.15	.199	0.60
5-0	.10	.149	0.40
6-0	.070	.099	0.20
7-0	.050	.069	0.11
8-0	.040	.049	0.06

ACTIONS

PTFE is one of the most inert materials known and has been shown in clinical trials to elicit minimal tissue reaction. The GORE-TEX® Suture is not absorbed or subject to weakening by the action of tissue enzymes. It does not degrade in the presence of infection.

The internodal spaces permit infiltration of fibroblasts and leukocytes. Tissue attaches to and collagen penetrates into the GORE-TEX® Suture.

INDICATIONS

The GORE-TEX® Suture is indicated for use in all types of soft tissue approximation, including use in cardiovascular surgery. It is recommended for use where reduced suture line bleeding during cardiovascular anastomotic procedures is desired.

CONTRAINDICATIONS

This device is contraindicated for use in ophthalmic surgery, microsurgery, and peripheral neural tissue.

WARNINGS

The safety and effectiveness of this suture in peripheral neural, microsurgical and ophthalmic applications has not been established.

Tissue invasion of the GORE-TEX® Suture can result in attachment of the suture to the tissue it penetrates. Such attachment may make removal of the GORE-TEX® Suture difficult.

PRECAUTIONS

Misuse of this suture, like any other suture, can result in severe injury or death to the patient. As with any suture, care should be taken to avoid damage when handling. Avoid crushing or crimping the suture with surgical instruments or exposing the suture to sharp edges. In order to minimize needle damage, do not drive the needle from the channel where the suture is attached. Needles are not intended to be implanted.

At least seven, equally tensioned, flat square throws are required to produce a secure knot when tying GORE-TEX® Suture. Additional throws may be necessary depending on surgical circumstances.

When tying knots with the GORE-TEX® Suture, tension should be applied by pulling each strand of the suture in opposite directions with equal force.

As the knot is tensioned, the air in the suture is forced out. Care should be taken to avoid using a jerking motion which could break the suture. Uneven tensioning of a well formed square knot may result in an unsecure knot. When the GORE-TEX® Suture is properly tensioned and formed, standard surgical knotting techniques will produce a secure knot.

STERILITY

The GORE-TEX® Suture is supplied **STERILE**. Provided that the package is not compromised in any way, the package will serve as an effective sterile barrier until the "Use By" (expiration) date printed on the box. Do not resterilize.

The GORE® Medical Device is designed for single use only; do not reuse device. Gore does not have data regarding reuse of this device. Reuse may cause device failure or procedural complications including device damage, compromised device biocompatibility, and device contamination. Reuse may result in infection, serious injury, or patient death.

ADVERSE REACTIONS

Possible adverse reactions associated with the use of any suture include, but are not limited to, tissue dehiscence, infection, localized inflammatory reaction, and transitory local irritation. Broken needles or damaged thread may result in extended or additional surgery or retained foreign bodies.

DOSAGE AND ADMINISTRATION

Use as required per surgical procedure.

HOW SUPPLIED

GORE-TEX® Sutures are available as sterile strands in a variety of sizes and lengths with attached needles.


DEFINITIONS


 Authorised Representative in the European Community

 Batch Code


 Catalogue Number


 Caution

 **Only** CAUTION: USA Federal Law restricts the sale, distribution, or use of this device to, by, or on the order of a physician.

 Consult Instructions for Use

 Date of Manufacture

 Do Not Resterilize

 Do Not Reuse


 Do Not Use if Package is Damaged


 Manufacturer

 Sterile

 Sterilized using Ethylene Oxide

 Use By

 Piercing Point Needle

 Quantity

 Reverse Cutting Needle

 Taper Point Needle



Benannt durch/Designated by
Zentralstelle der Länder
für Gesundheitsschutz
bei Arzneimitteln und
Medizinprodukten
www.zlg.de
ZLG-BS-244.10.08



Product Service

EC Certificate

Full Quality Assurance System
Directive 93/42/EEC on Medical Devices (MDD), Annex II excluding (4)
(Devices in Class IIa, IIb or III)

No. G1 077608 0079 Rev. 00

Manufacturer: **Covidien llc**
15 Hampshire Street
Mansfield, MA 02048
USA

Product Category(ies): **Medical Instruments, Surgical Products and Hemostatic Materials:**

- Surgical Suture Products, Pledgets and Retention Tapes
- Endoscopy Instruments and Accessories including Lubricant
- Surgical Staple, Clip Products and Accessories
- Manual Surgical Instruments
- Implantable Wound Dressing Materials
- Ultrasonic Surgical Devices and Accessories
- Suction / Irrigation Devices and Accessories
- Arthroscopy Implants, Instruments and Accessories
- Bone Wax
- Temporary Cardiac Pacing Lead
- Powered Stapling Systems

The Certification Body of TÜV SÜD Product Service GmbH declares that the aforementioned manufacturer has implemented a quality assurance system for design, manufacture and final inspection of the respective devices / device categories in accordance with MDD Annex II. This quality assurance system conforms to the requirements of this Directive and is subject to periodical surveillance. For marketing of class III devices an additional Annex II (4) certificate is mandatory. See also notes overleaf.

Report No.: 713164286

Valid from: 2019-09-13
Valid until: 2024-05-26

Date, 2019-09-13

Stefan Preiß
Head of Certification/Notified Body

TÜV SÜD
 ZERTIFIKAT ◆ CERTIFICATE ◆ 認證證書 ◆ CERTIFICADO ◆ CERTIFICAT

A4 / 07.17



Benannt durch/Designated by
 Zentralstelle der Länder
 für Gesundheitsschutz
 bei Arzneimitteln und
 Medizinprodukten
 www.zlg.de
 ZLG-BS-244.10.08



Product Service

EC Certificate

Full Quality Assurance System
 Directive 93/42/EEC on Medical Devices (MDD), Annex II excluding (4)
 (Devices in Class IIa, IIb or III)

No. G1 077608 0079 Rev. 00

Facility(ies): Covidien llc
 15 Hampshire Street,
 Mansfield, MA 02048, USA

J.

TÜV SÜD TÜV SÜD TÜV SÜD TÜV SÜD TÜV SÜD TÜV SÜD TÜV SÜD TÜV SÜD TÜV SÜD TÜV SÜD TÜV SÜD TÜV SÜD TÜV SÜD TÜV SÜD TÜV SÜD
 ZERTIFIKAT ◆ CERTIFICATE ◆ 認證證書 ◆ CERTIFIKAT ◆ CERTIFICADO ◆ CERTIFICAT

CERTIFICATE

Number: 2090418

The management system of the organization(s) and locations mentioned on the addendum belonging to:

Medtronic EMEA Medtronic B.V.

Earl Bakkenstraat 10
6422 PJ Heerlen
The Netherlands

including the implementation meets the requirements of the standard:

ISO 9001:2015 EN ISO 13485:2016

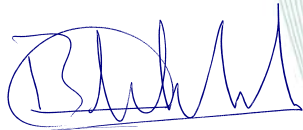
Scope:

Sales, order management, warehousing and distribution of medical devices.
Including regulatory affairs, post market surveillance, technical service, customer education and spine
loaner operations

Certificate expiry date: 1 July 2024
Certificate effective date: 1 July 2021
Certified since: 1 July 2006

This certificate is valid for the organization(s) and/or locations mentioned on the addendum.

DEKRA Certification B.V.



B.T.M. Holtus
Managing Director



J.A. van Vugt
Certification Manager

© Integral publication of this certificate and adjoining reports is allowed



ADDENDUM

To certificate: 2090418

The management system of the organization(s) and/or location(s) of:

Medtronic EMEA Medtronic B.V.

Earl Bakkenstraat 10
6422 PJ Heerlen

Certified organization(s) and/or locations:

Different scope

Medtronic Trading NL B.V.
Larixplein 4
5616 VB Eindhoven
The Netherlands

Sales, order management and distribution of medical devices.
Including customer education

Medtronic Italia S.p.A.
Via Varesina 162
20156 Milano
Italy

Sales, order management and distribution of medical devices.
Including customer education.

Medtronic Danmark A/S.
Arne Jacobsens Alle 17
2300 Kopenhagen
Denmark

Sales, order management and distribution of medical devices.
Including customer education

Medtronic Finland Oy
Lentajantie 3
01530 Vantaa
Finland

Sales, order management and distribution of medical devices.
Including customer education.

Medtronic AB
P.O. Box 1034
164 21 Kista
Sweden

Sales, order management and distribution of medical devices.
Including customer education

Medtronic Norge AS
Martin Linges vei 25
1364 Fornebu
Norway

Sales, order management and distribution of medical devices.
Including customer education.

ADDENDUM

To certificate: 2090418

The management system of the organization(s) and/or location(s) of:

Medtronic EMEA Medtronic B.V.

Earl Bakkenstraat 10
6422 PJ Heerlen

Medtronic Africa (Pty) Ltd.
Waterfall Distribution Campus CNR
K101 and Bridal Veil Road Waterfall
Midrand
1685 Gauteng
South Africa

Sales, order management, warehousing and distribution of medical devices. Including customer education and spine loaner operations.

Medtronic Medikal Teknoloji Ticaret Ltd
Sti
Saray Mah. Esnaf Sk. Akkom Ofis Park
Laodik Plaza Sitesi B Blok Apt: 2/8
34764 Umraniye - Istanbul
Turkey

Sales, order management and distribution of medical devices. Including customer education

Medtronic Ibérica S.A.
Calle de Maria de Portugal, 11
28050 Madrid
Spain

Sales, order management and distribution of medical devices. Including customer education.

Medtronic Ibérica S.A.
WTC Almeda Park Placa de la Pau, s/n.
Edificio 7, 3 piso Cornellà de Llobregat
08940 Barcelona
Spain

Sales, order management and distribution of medical devices.

Medtronic Portugal LDA-
Rua Tomas da Fonseca Torre E, 11
 piso
1600 Lisboa
Portugal

Sales, Order Management and distribution of medical devices including customer education.

Warehousing and distribution of medical devices, including spine loaner operations

ADDENDUM

To certificate: 2090418

The management system of the organization(s) and/or location(s) of:

Medtronic EMEA Medtronic B.V.

Earl Bakkenstraat 10
6422 PJ Heerlen

Medtronic Portugal, LDA-
Avenida Gomes Pereira 61B
Benfica
1600 Lisboa
Portugal

Sales, Order Management and distribution of medical devices.
Including customer education.

Warehousing and distribution of medical devices, including spine
loaner operations.

Medtronic GmbH
Earl-Bakken-Platz 1
40670 Meerbusch
Germany

Scope for EN ISO 13485:2016: Sales, order management and
distribution of medical devices. Including customer education.
ISO 9001:2015 excluded

Medtronic GmbH
Mollsfeld 12
40670 Meerbusch
Germany

Scope for EN ISO 13485:2016: Sales, order management and
distribution of medical devices. Including customer education.
ISO 9001:2015 excluded

Medtronic Osterreich GmbH
Millennium Tower, 20th floor Handelskai
94-96
1200 Wien
Austria

Sales, order management, warehousing and distribution of
medical devices. Including customer education

Medtronic (Schweiz) AG
Talstrasse 9
3053 Munchenbuchsee
Switzerland

Sales, order management, warehousing and distribution of
medical devices. Including customer education

Medtronic France SAS
9, boulevard Romain Rolland
75014 Paris
France

Sales, order management and distribution of medical devices.
Including customer education

ADDENDUM

To certificate: 2090418

The management system of the organization(s) and/or location(s) of:

Medtronic EMEA Medtronic B.V.

Earl Bakkenstraat 10
6422 PJ Heerlen

Medtronic Hellas S.A.
Avenue Kifisias 24 Building B
151 25 Marousi Pref. Attica
Greece

Sales, order management and distribution of medical devices.
Including customer education.

Medtronic Hellas S.A. Diabetes Shop
Mesogeion Avenue 2-4
115 27 Athens
Greece

Sales, order management and distribution of diabetes medical
devices. Including customer education.

Medtronic Romania SRL
Ploiesti 42-44, Building B, B2 Wing, 2nd
floor, district 1 Baneasa Business &
Technology Park
013696 Bucharest
Romania

Sales, order management and distribution of medical devices.
Including customer education.

Medtronic Hungária Kft.
Bocskai ut 134-146 Cepulet 3. emelet
1113 Budapest
Hungary

Sales, order management and distribution of medical devices.
Including customer education.

Medtronic Serbia Ltd.
Bulevar Zorana Djindjica, 64a
11070 Belgrade
Serbia

Sales, order management and distribution of medical devices.
Including customer education.

ADDENDUM

To certificate: 2090418

The management system of the organization(s) and/or location(s) of:

Medtronic EMEA Medtronic B.V.

Earl Bakkenstraat 10
6422 PJ Heerlen

Medtronic Poland Sp.z o.o Medtronic
Customer Care Center of Experience
Warsaw
Polna 11
00-633 Warszawa
Poland

Order management of medical devices.

Medtronic Trading Ltd.
10 Hamada Street
4673344 Herzliya
Israel

Import, sales, order management and distribution of medical
devices.
Including customer education

Medtronic Czechia s.r.o.
Prosek Point, Budova B, Prosecka
852/66
852 66 Praha
Czech Republic

Sales, order management and distribution of medical devices.
Including customer education.

Medtronic Bulgaria EOOD
48 Sitnyakovo blvd., R-N OBORISHTE
DISTR., floor 7
1505 Sofia
Bulgaria

Sales, order management and distribution of medical devices.
Including customer education.

Medtronic Limited
Building 9, Croxley ParkHatters Ln
WD18 8WW Watford
United Kingdom

Sales, order management and distribution of medical devices.
Including customer education.

ADDENDUM

To certificate: 2090418

The management system of the organization(s) and/or location(s) of:

Medtronic EMEA Medtronic B.V.

Earl Bakkenstraat 10
6422 PJ Heerlen

Medtronic Ireland Limited
Block 3090-3094 Lake Drive, Citywest
Business Campus
D24 NW2F Dublin
Ireland

Sales, order management and distribution of medical devices.
Including customer education.

Medtronic B.V.
Medtronic Service & Repair EMEA
Jan Campertstraat 21-A
6416 SG Heerlen

Order management, warehousing and technical service of
medical devices including field service EMEA.

Medtronic Slovakia s.r.o.
CBC III, Karadzicova 12
821 08 Bratislava
Slovak Republic

Sales, order management and distribution of medical devices.
Including customer education.

Medtronic Belgium
Burgemeester E. Demunterlaan 5
1090 Brussel
Belgium

Sales, Order Management and distribution of medical devices.
Including customer education

Medtronic Croatia
Folnegoviceva 1c
10000 Zagreb
Croatia

Sales, order management and distribution of medical devices.
Including customer education.

Medtronic Slovenia
Ameriska Ulica 8
1000 Ljubljana
Slovenia

Sales, order management and distribution of medical devices

Addendum expiry date: 1 July 2024

Addendum effective date: 1 July 2021



OPERATING ROOM **ESSENTIALS**

THE COMPLETE
SOLUTION
YOU CAN TRUST



Wound Closure **Catalogue**

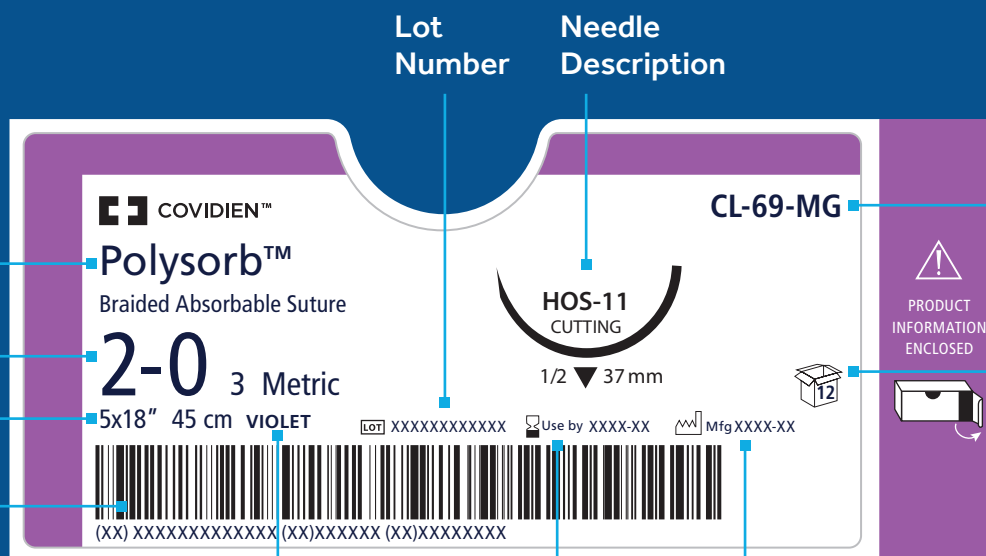
September 2017

Medtronic
Further, Together

HOW TO READ A SUTURE LABEL



- USP / EP
- Suture Length
- Lot Number
- Bar Code
- CL-812
- Polysorb™
- Braided Absorbable Suture
- 0 3.5 Metric
- 30" 75 cm VIOLET
- GS-21 TAPER
- 1/2 37 mm
- 36
- XXXXXXXXXX
- Use by XXXX-XX
- Re-Order Code
- Material
- Colour
- Needle Description
- Quantity Per Box
- Expiration Date



- Material
- USP/EP
- Suture Length
- Bar Code
- Lot Number
- Needle Description
- CL-69-MG
- Polysorb™
- Braided Absorbable Suture
- 2-0 3 Metric
- 5x18" 45 cm VIOLET
- HOS-11 CUTTING
- 1/2 37 mm
- 12
- XXXXXXXXXXXX
- Use by XXXX-XX
- Mfg XXXX-XX
- Re-Order Code
- Quantity Per Box
- Colour
- Expiration Date
- Manufacturing Date

WHY MEDTRONIC?

Medtronic have an extensive heritage in partnerships with Public Hospitals and Private Groups. Delivering value-based healthcare, clinical expertise and innovation through products and services that are focused on patient care and clinical outcomes.

OR ESSENTIALS

We pride ourselves on being a brand you can trust. With our proven track record of **quality products and services**, you can feel reassured that Medtronic's OR Essentials will help you to continue providing **the very best patient care** from the first mark to the last stitch. Let's embrace the future together.



Operating Room Supplies Catalogue



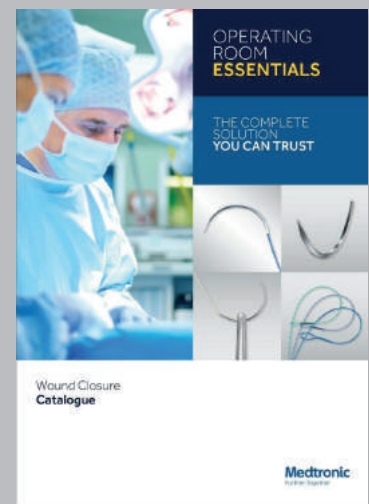
Laparoscopic Access Catalogue



Cardiothoracic



Surgical Instruments Catalogue



Wound Closure Catalogue

INTRODUCTION

A Comprehensive Portfolio of Wound Closure Materials and Accessories

We're all part of the same community. A community entrusted with enhancing and saving the lives of patients. At Medtronic, we actively partner with you to provide your patients with the most optimal care. Every day. Whatever role you play, we're here for you — leveraging over 100 years of expertise and insight to innovate wound closure solutions. We are committed to remaining by your side for the next 100 years, evolving with your changing needs so you can keep delivering the highest levels of patient care. Our comprehensive portfolio of effective wound closure solutions is for the full spectrum of general and specialty procedures.

Absorbable Sutures

Absorbable sutures from Medtronic provide strength retention and absorption profiles to meet your surgical specialty and tissue healing requirements.

Non-Absorbable Sutures

Non-absorbable sutures from Medtronic can be used in a range of procedures, including cardiovascular, ophthalmic and neurological surgery.



















Barbed Wound Closure

The V-Loc™ wound closure device is a revolutionary technology that eliminates the need to tie knots, so you can close incisions up to 50% faster without compromising strength and security

Wound Closure Accessories

Wound closure accessories from Medtronic include bone wax, bolsters, suture racks, cardiovascular pledgets and umbilical tape

CONTENTS

	Velosorb™ Fast	06
	Polysorb™	18
	Caprosyn™	50
	Biosyn™	60
	Maxon™ / Maxon™ CV	76
	Surgipro™ / Surgipro™ II	94
	Ti-Cron™ / Surgidac™	120
	Vascufil™	144
	Flexon™	148
	Steel	152
	Dermalon™ / Monosof™	158
	Novafil™	176
	Surgilon™	186
	Sofsilk™	192
	V-Loc™ 90 Absorbable	212
	V-Loc™ 180 Absorbable	218
	V-Loc™ PBT	224
	Pledgets	232

VELOSORB™ FAST

Braided Fast Absorbable Suture

There when you need it. Gone when you don't.



Braided absorbable sutures for use in soft tissue approximation when 7–10 days of wound support is required.

- Velosorb™ Fast suture is stronger than the competition for the first 7 to 10 days.
- Velosorb™ Fast suture has no tensile strength after 14 days¹
- No removal means enhanced patient comfort
- Fast absorption profile

Absorption

By Hydrolysis. Essentially complete within 40 to 50 days.

Tensile Strength

No less than 45% of its original tensile strength 5 days post-implantation. All of the original tensile strength is essentially gone by 14 days.

Packaging

Are available in USP sizes 1 (4 Metric) through 6–0 (0.7 Metric). They are available undyed (natural). The sutures are supplied sterile, in pre-cut lengths affixed to various needle types.

Indications

Indicated for use in soft tissue approximation of the skin, mucosa and conjunctiva, where only 7–10 days of wound support is required, but not for use in ligation, cardiovascular or neurological tissue.

Description

Velosorb™ Fast absorbable braided sutures are composed of an absorbable synthetic polyester comprised of glycolide and lactide (derived from glycolic and lactic acids). Velosorb™ Fast absorbable sutures are prepared by coating the suture with a mixture of a glycolide and lactide copolymer and calcium stearate.

Indications

Velosorb™ Fast absorbable sutures are indicated for use in soft tissue approximation of the skin, mucosa and conjunctiva, where only 7-10 days of wound support is required, but not for use in ligation, cardiovascular or neurological tissue.

Actions

Velosorb™ Fast absorbable sutures elicit a minimal acute inflammatory reaction in tissue, which is followed by a gradual encapsulation of the suture by fibrous connective tissue. Progressive loss of tensile strength and eventual absorption of Velosorb™ Fast absorbable sutures occurs by means of hydrolysis, where the glycolide/lactide copolymer is broken down to glycolic and lactic acids which are subsequently absorbed and metabolized by the body.

Tensile Strength

Studies indicate tensile strength averages for Velosorb™ Fast absorbable sutures are no less than 45% of its original tensile strength 5 days post implantation. All of the original tensile strength is essentially gone by 14 days.

Sterilization

Gamma irradiation.

Absorbtion

Absorption begins as a loss of tensile strength without appreciable loss of mass. Absorption of Velosorb™ Fast absorbable sutures is essentially complete between the 40th and 50th day.

Packaging

Velosorb™ Fast absorbable sutures are available in USP sizes 1 (4 Metric) through 6-0 (0.7 Metric). They are available undyed (natural). The sutures are supplied sterile, in pre-cut lengths affixed to various needle types. Please refer to the individual package IFUs for complete instructions, indications, contraindications, warnings and precautions.

Please refer to the individual package IFUs for complete instructions, indications, contraindications, warnings and precautions.



1. IFU indicates tensile strength averages for Velosorb™ Fast sutures are approximately 50% of its original tensile strength 5 days post implantation. All of the original tensile strength is gone by 14 days. Absorption of Velosorb™ Fast sutures is essentially complete between the 40th and 50th day.

Velosorb™ Fast absorbable suture






Fast braided absorbable suture for use in soft tissue approximation of the skin and mucosa, when only 7–10 days of wound support is required.

PRE-CUT										
Needles Specifications	Size		Length		Color	Units Per box	Comments	Reorder code		
	USP	EP	cm	Inches						
	4-0	1.5	6×45	18	Undyed	36				CV-8977
	4-0	1.5	3×45	18	Undyed	36				CV-8643
	3-0	2	6×45	18	Undyed	36				CV-8978
	3-0	2	3×45	18	Undyed	36				CV-8644
	2-0	3	6×45	18	Undyed	36				CV-8979
	2-0	3	5×75	30	Undyed	36				CV-8653
	0	3.5	6×45	18	Undyed	36				CV-8980

STANDARD LENGTH										
Needles Specifications	Size		Length		Color	Units Per box	Comments	Reorder code		
	USP	EP	cm	Inches						
CV-9006G	3-0	2	150	60	Undyed	12	Std Length			CV-9006G
CV-9007G	2-0	3	150	60	Undyed	12	Std Length			CV-9007G






REVERSE CUTTING										
Needles Specifications	Size		Length		Color	Units Per box	Comments	Reorder code		
	USP	EP	cm	Inches						
C-1 3/8 Circle 12.0 mm 	5-0	1	75	30	Undyed	36				SV-2289
	4-0	1.5	45	18	Undyed	36				SV-1290
	4-0	1.5	75	30	Undyed	36				SV-2290
C-12 3/8 Circle 16.0 mm 	5-0	1	75	30	Undyed	36				SV-2296
	4-0	1.5	75	30	Undyed	36				SV-2294
	3-0	2	75	30	Undyed	36				SV-2295



REVERSE CUTTING										
Needles Specifications	Size		Length		Color	Units Per box	Comments	Reorder code		
	USP	EP	cm	Inches						
C-13 3/8 Circle 19.0 mm 	5-0	1	45	18	Undyed	36		SV-2910		
	4-0	1.5	45	18	Undyed	36		SV-2920		
	4-0	1.5	75	30	Undyed	36		SV-2297		
	3-0	2	45	18	Undyed	36		SV-2930		
	3-0	2	75	30	Undyed	36		SV-2298		
	2-0	3	75	30	Undyed	36		SV-2299		
C-14 3/8 Circle 24.0 mm 	4-0	1.5	75	30	Undyed	36		SV-2251		
	3-0	2	45	18	Undyed	36		SV-4431		
	3-0	2	75	30	Undyed	36		SV-2252		
	2-0	3	75	30	Undyed	36		SV-2253		
C-15 3/8 Circle 26.0 mm 	3-0	2	75	30	Undyed	12		SV-9940G		
	2-0	3	75	30	Undyed	12		SV-9941G		
C-16 3/8 Circle 30.0 mm 	3-0	2	90	36	Undyed	36		SV-2285		
	2-0	3	90	36	Undyed	36		SV-2286		
	0	3.5	90	36	Undyed	36		SV-2287		
C-17 3/8 Circle 39.0 mm 	2-0	3	75	30	Undyed	12		SV-9961G		












REVERSE CUTTING									
Needles Specifications	Size		Length		Color	Units Per box	Comments	Reorder code	
	USP	EP	cm	Inches					
C-22 1/2 Circle 20.0 mm 	4-0	1.5	45	18	Undyed	36		SV-4550	
C-23 1/2 Circle 24.0 mm 	4-0	1.5	45	18	Undyed	36		SV-9926	
	3-0	2	45	18	Undyed	36		SV-9927	
	2-0	3	45	18	Undyed	36		SV-9928	
GS-10 1/2 Circle 26.0 mm 	2-0	3	75	30	Undyed	12		CV-9936G	
GS-11 1/2 Circle 37.0 mm 	3-0	2	135	54	Undyed	12		CV-931G	
	2-0	3	90	36	Undyed	36		CV-4721	
	2-0	3	135	54	Undyed	12		CV-932G	
	0	3.5	90	36	Undyed	36		CV-4731	
GS-12 1/2 Circle 40.0 mm 	0	3.5	90	36	Undyed	36		CV-485	
	1	4	90	36	Undyed	36		CV-486	

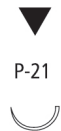








PREMIUM REVERSE CUTTING										
Needles Specifications			Size		Length		Color	Units Per box	Comments	Reorder code
			USP	EP	cm	Inches				
P-10 3/8 Circle 11.0 mm 	6-0	0.7	45	18	Undyed	36			SV-9913	
	6-0	0.7	45	18	Violet	36			SV-32	
	6-0	0.7	75	30	Undyed	36			SV-4893	
	5-0	1	45	18	Undyed	36			SV-9915	
P-13 3/8 Circle 13.0 mm 	5-0	1	45	18	Undyed	36			SV-493	
	4-0	1.5	45	18	Undyed	36			SV-494	
	4-0	1.5	75	30	Undyed	36	Surgalloy™		SVP-494	
P-11 3/8 Circle 16.0 mm 	5-0	1	75	30	Undyed	36	Surgalloy™		SVP-2296	
	4-0	1.5	75	30	Undyed	36	Surgalloy™		SVP-2294	
	3-0	2	75	30	Undyed	36	Surgalloy™		SVP-2295	
P-12 3/8 Circle 19.0 mm 	4-0	1.5	45	18	Undyed	12			SV-496G	
	4-0	1.5	45	18	Undyed	36			SV-496	
	4-0	1.5	75	30	Undyed	36			SV-426	
	4-0	1.5	90	36	Undyed	36			SV-412	
	3-0	2	45	18	Undyed	12			SV-497G	
	3-0	2	75	30	Undyed	36			SV-425	
	2-0	3	75	30	Undyed	36			SV-424	
P-14 3/8 Circle 24.0 mm 	4-0	1.5	75	30	Undyed	36			SVP-2251	
	3-0	2	45	18	Undyed	36			SV-6830	
	3-0	2	75	30	Undyed	36			SV-935	
	2-0	3	45	18	Undyed	36			SV-6840	
	2-0	3	75	30	Undyed	36			SV-439	
P-17 3/8 Circle 30.0 mm 	3-0	2	90	36	Undyed	36			SVP-2285	
P-18 3/8 Circle 38.0 mm 	3-0	2	75	30	Undyed	12			SV-9937G	
	2-0	3	75	30	Undyed	12			SV-9938G	



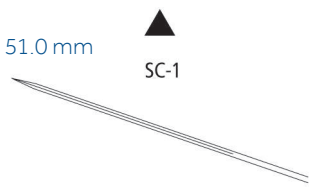
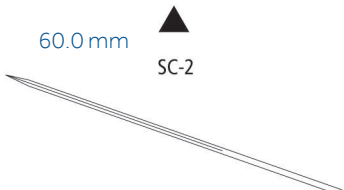





PREMIUM REVERSE CUTTING										
Needles Specifications	Size		Length		Color	Units Per box	Comments	Reorder code		
	USP	EP	cm	Inches						
P-21 1/2 Circle 9.0 mm 	4-0	1.5	45	18	Undyed	36		SV-1642		
P-24 1/2 Circle 16.0 mm 	5-0	1	45	18	Undyed	12		SV-9910G		
	4-0	1.5	45	18	Undyed	12		SV-9911G		

CONVENTIONAL CUTTING										
Needles Specifications	Size		Length		Color	Units Per box	Comments	Reorder code		
	USP	EP	cm	Inches						
PC-10 3/8 Circle 13.0 mm 	5-0	1	45	18	Undyed	12		SV-834G		
	4-0	1.5	45	18	Undyed	12		SV-835G		
PC-11 3/8 Circle 16.0 mm 	6-0	0.7	75	30	Undyed	12		SV-489G		
	5-0	1	45	18	Undyed	12		SV-844G		
	4-0	1.5	45	18	Undyed	12		SV-845G		
	4-0	1.5	75	30	Undyed	12		SV-488G		
	3-0	2	75	30	Undyed	12		SV-487G		
SC-11 Straight 11.0 mm 	4-0	1.5	45	18	Undyed	12		SV-9909G		









CONVENTIONAL CUTTING								
Needles Specifications	Size		Length		Color	Units Per box	Comments	Reorder code
	USP	EP	cm	Inches				
SC-1 Straight 51.0 mm ▲  SC-1	4-0	1.5	75	30	Undyed	36		SV-2238
	3-0	2	75	30	Undyed	36		SV-2239
	2-0	3	75	30	Undyed	36		SV-2240
SC-2 Straight 60.0 mm ▲  SC-2	3-0	2	75	30	Undyed	36		SV-9943
	2-0	3	75	30	Undyed	12		SV-9944G

TAPER POINT								
Needles Specifications	Size		Length		Color	Units Per box	Comments	Reorder code
	USP	EP	cm	Inches				
CV-1 3/8 Circle 9.0 mm ⊙  CV-1	8-0	0.4	30	12	Violet	12		CV-9916G
CV-23 1/2 Circle 17.0 mm ⊙  CV-23	5-0	1	75	30	Undyed	36		CV-1213
	4-0	1.5	75	30	Undyed	36		CV-1214
	3-0	2	75	30	Undyed	36		CV-1215
CV-25 1/2 Circle 22.0 mm ⊙  CV-25	4-0	1.5	75	30	Undyed	36	Optivis™	CV-3100
	3-0	2	75	30	Undyed	36	Optivis™	CV-3110
	2-0	3	75	30	Undyed	36		CV-3120






TAPER POINT									
Needles Specifications	Size		Length		Color	Units Per box	Comments	Reorder code	
	USP	EP	cm	Inches					
V-20 1/2 Circle 26.0 mm 	4-0	1.5	75	30	Undyed	36		CV-415	
	3-0	2	75	30	Undyed	12		CV-416G	
	2-0	3	75	30	Undyed	12		CV-417G	
	0	3.5	75	30	Undyed	36		CV-418	
GS-22 1/2 Circle 27.0 mm 	2-0	3	75	30	Undyed	36		CV-55	
	0	3.5	75	30	Undyed	36		CV-56	
	1	4	75	30	Undyed	36		CV-57	
V-30 1/2 Circle 30.0 mm 	0	3.5	75	30	Undyed	36		CV-318	
	1	4	75	30	Undyed	36		CV-319	
GS-20 1/2 Circle 34.0 mm 	2-0	3	75	30	Undyed	12		CV-9975G	
GS-21 1/2 Circle 37.0 mm 	3-0	2	75	30	Undyed	36		CV-322	
	3-0	2	90	36	Undyed	36		CV-944	
	2-0	3	75	30	Undyed	36		CV-323	
	2-0	3	90	36	Undyed	36		CV-945	
	0	3.5	75	30	Undyed	36		CV-1324	
	0	3.5	90	36	Undyed	36		CV-946	
	1	4	90	36	Undyed	36		CV-947	











TAPER POINT								
Needles Specifications	Size		Length		Color	Units Per box	Comments	Reorder code
	USP	EP	cm	Inches				
GS-24 1/2 Circle 40.0 mm 	2-0	3	90	36	Undyed	36		CV-9592
	0	3.5	90	36	Undyed	36		CV-9591
	1	4	90	36	Undyed	36		CV-9590
GS-25 1/2 Circle 48.0 mm 	2-0	3	90	36	Undyed	36		CV-606
	0	3.5	90	36	Undyed	36		CV-604
	1	4	90	36	Undyed	36		CV-605
GU-45 5/8 Circle 37.0 mm 	2-0	3	75	30	Undyed	36		UV-412
	1	4	90	36	Undyed	36		UV-401
GU-44 5/8 Circle 40.0 mm 	0	3.5	90	36	Undyed	36		UV-1381
	1	4	90	36	Undyed	36		UV-1382
ST-4 Straight 19.0 mm 	4-0	1.5	75	30	Undyed	36		CV-1673

HEAVY TAPER POINT								
Needles Specifications	Size		Length		Color	Units Per box	Comments	Reorder code
	USP	EP	cm	Inches				
HGS-20 1/2 Circle 34.0 mm 	1	4	90	36	Undyed	36		CV-1696

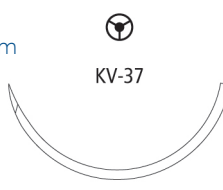
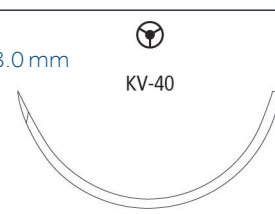






TAPERCUTTING									
Needles Specifications	Size		Length		Color	Units Per box	Comments	Reorder code	
	USP	EP	cm	Inches					
KV-11 3/8 Circle 13.0 mm 	5-0	1	75	30	Undyed	36		CV-2293	
KV-15 3/8 Circle 17.0 mm 	4-0	1.5	45	18	Undyed	12		CV-2275G	
	4-0	1.5	75	30	Undyed	36		CV-2279	
	3-0	2	75	30	Undyed	36		CV-2280	
KV-5 1/2 Circle 17.0 mm 	3-0	2	75	30	Undyed	12		CV-1674G	
KV-7 1/2 Circle 26.0 mm 	3-0	2	75	30	Undyed	12		CV-2003G	
	2-0	3	90	36	Undyed	36		CV-1002	
KV-34 1/2 Circle 37.0 mm 	3-0	2	90	36	Undyed	36		CV-916	
	2-0	3	90	36	Undyed	36		CV-917	
	2-0	3	120	48	Undyed	36		CV-927	
	0	3.5	90	36	Undyed	36		CV-919	
	1	4	90	36	Undyed	36		CV-918	
KV17-C14 1/2 Circle 40.0 mm Double-arm 	2-0	3.5/3	3×90	36t	Undyed	24	0 KV-34, 2-0 C-14	CV-0146	





TAPERCUTTING										
Needles Specifications	Size		Length		Color	Units Per box	Comments	Reorder code		
	USP	EP	cm	Inches						
KV-37 1/2 Circle 40.0 mm 	2-0	3	90	36	Undyed	36		CV-2218		
	0	3.5	90	36	Undyed	36		CV-2217		
	1	4	90	36	Undyed	36		CV-2216		
KV37-C-14 1/2 Circle 40.0 mm Double-arm	2-0	3.5/3	3×75	30	Undyed	24	Set, 3 strands per pouch	CV-0046		
KV-40 1/2 Circle 48.0 mm 	2-0	3	90	36	Undyed	36		CV-7192		
	0	3.5	90	36	Undyed	36		CV-7191		
	1	4	90	36	Undyed	36		CV-7190		

BLUNT POINT										
Needles Specifications	Size		Length		Color	Units Per box	Comments	Reorder code		
	USP	EP	cm	Inches						
BGS-24 1/2 Circle 40.0 mm 	0	3.5	90	36	Undyed	36		CV-9953		

SPATULA										
Needles Specifications	Size		Length		Color	Units Per box	Comments	Reorder code		
	USP	EP	cm	Inches						
SE-140-8 3/8 Circle 6.3 mm 	8-0	0.4	30	12	Violet	12		CV-501G		
	7-0	0.5	30	12	Violet	12		CV-500G		



POLYSORB™

Braided Absorbable Suture

Stronger¹ during the critical wound healing period



The strength of Polysorb™ suture, provided by the greater[‡] number of more tightly braided filaments, provides greater security during the Critical Wound Healing Period.¹⁻³

Absorption

By Hydrolysis. Essentially complete within 56–70 days

Tensile Strength

Approximately 140% of USP and EP, 80% after 2 weeks and 30% @ 3 weeks post implantation.

Packaging

Polysorb™ sutures are available in USP sizes 2 (5 Metric) through 8-0 (0.4 Metric).

They are available undyed or violet colored.

The sutures are supplied sterile, in pre-cut lengths and ligating reels, non-needed or affixed to various needle types using both permanent and removable needle attachment techniques; in one, two or three dozen boxes.

Indications

Indicated for use in soft tissue approximation or ligation and ophthalmic surgery, but not in cardiovascular or neural tissue.

Description

Polysorb™ braided sutures are composed of Lactomer™ glycolide/lactide copolymer which is a synthetic polyester composed of glycolide and lactide (derived from glycolic and lactic acids). Polysorb™ sutures are prepared by coating the suture with a mixture of a caprolactone/glycolide copolymer and calcium stearoyl lactylate.

Indications

Polysorb™ sutures are indicated for use in soft tissue approximation or ligation and ophthalmic surgery, but not in cardiovascular or neural tissue.

Actions

Polysorb™ sutures elicit a minimal acute inflammatory reaction in tissue, which is followed by a gradual encapsulation of the suture by fibrous connective tissue. Progressive loss of tensile strength and eventual absorption of Polysorb™ sutures occurs by means of hydrolysis, where the Lactomer™ glycolide/lactide copolymer is broken down to glycolic and lactic acids which are subsequently absorbed and metabolized by the body.

Tensile Strength

Studies indicate tensile strength averages for Polysorb™ sutures are approximately 140% of USP and E.P. minimum knot strength initially, are approximately 80% after two weeks and in excess of 30% at three weeks post implant.

Sterilization

Ethylene oxide.

Absorbtion

Absorption begins as a loss of tensile strength without appreciable loss of mass. Absorption of Polysorb™ sutures is essentially complete between the 56th and 70th day.

Packaging

Polysorb™ sutures are available in USP sizes 2 (5 Metric) through 8-0 (0.4 Metric). They are available undyed (natural) or violet colored. The sutures are supplied sterile, in pre-cut lengths and ligating reels, non-needed or affixed to various needle types using both permanent and removable needle attachment techniques. Please refer to the individual package IFUs for complete instructions, indications, contraindications, warnings and precautions.

1. van Ramshorst GH et al. World J Surg 2010;54:20-7

2. Covidien. Polysorb(tm)Instructions for use

3. Vicryl™*. Instructions for use

‡ Compared to Vicryl™* suture.

Please refer to the individual package IFUs for complete instructions, indications, contraindications, warnings and precautions.

Polysorb™

Polysorb™ suture is a brand you have trusted for over 20 years with a history of improvements and performance.

PRE-CUT								
Needles Specifications	Size		Length		Color	Units Per box	Comments	Reorder code
	USP	EP	cm	Inches				
	4-0	1.5	3×45	18	Violet	36	Pre-cut	L-71
	4-0	1.5	6×45	18	Violet	24	Pre-cut	L-20
	4-0	1.5	12×45	18	Violet	24	Pre-cut	L-11
	4-0	1.5	12×45	18	Undyed	24	Pre-cut	L-1-
	3-0	2	3×45	18	Violet	36	Pre-cut	L-72
	3-0	2	6×45	18	Violet	24	Pre-cut	L-22
	3-0	2	12×45	18	Undyed	24	Pre-cut	L-2-
	3-0	2	12×45	18	Violet	24	Pre-cut	L-12
	3-0	2	12×60	24	Violet	24	Pre-cut	L-32
	3-0	2	3×75	30	Violet	24	Pre-cut	L-402
	3-0	2	6×75	30	Violet	24	Pre-cut	L-38
	2-0	3	3×45	18	Violet	36	Pre-cut	L-73
	2-0	3	12×45	18	Undyed	24	Pre-cut	L-3
	2-0	3	6×45	18	Violet	24	Pre-cut	L-23
	2-0	3	12×45	18	Violet	24	Pre-cut	L-13-
	2-0	3	12×60	24	Violet	24	Pre-cut	L-33
	2-0	3	12×75	30	Undyed	24	Pre-cut	L-43
	2-0	3	3×75	30	Violet	24	Pre-cut	L-403
	2-0	3	6×75	30	Violet	24	Pre-cut	L-39
	0	3.5	3×45	18	Violet	36	Pre-cut	L-74
	0	3.5	6×45	18	Undyed	24	Pre-cut	L-4
	0	3.5	12×45	18	Violet	24	Pre-cut	L-27
	0	3.5	12×45	18	Undyed	24	Pre-cut	L-24
	0	3.5	6×45	18	Violet	24	Pre-cut	L-14
	0	3.5	12×60	24	Violet	24	Pre-cut	L-34
	0	3.5	3×75	30	Violet	24	Pre-cut	L-404
	0	3.5	6×75	30	Violet	24	Pre-cut	L-40
	1	4	3×45	18	Violet	36	Pre-cut	L-75
	1	4	6×45	18	Undyed	24	Pre-cut	L-5
	1	4	12×45	18	Violet	24	Pre-cut	L-35
	1	4	12×45	18	Undyed	24	Pre-cut	L-25
	1	4	6×45	18	Violet	24	Pre-cut	L-15
	1	4	12×60	24	Violet	24	Pre-cut	L-36



PRE-CUT

Needles Specifications	Size		Length		Color	Units Per box	Comments	Reorder code
	USP	EP	cm	Inches				
	1	4	6×75	30	Violet	24	Pre-cut	L-41
	1	4	3×75	30	Violet	24	Pre-cut	L-405
	2	5	3×45	18	Violet	36	Pre-cut	L-76
	2	5	12×45	18	Violet	24	Pre-cut	L-28
	2	5	12×45	18	Undyed	24	Pre-cut	L-26
	2	5	6×75	30	Violet	24	Pre-cut	L-42
	2	5	3×75	30	Violet	24	Pre-cut	L-406




STANDARD LENGTH

Needles Specifications	Size		Length		Color	Units Per box	Comments	Reorder code
	USP	EP	cm	Inches				
	4-0	1.5	150	60	Violet	36	Standard length	L-111
	3-0	2	150	60	Undyed	36	Standard length	L-102
	3-0	2	150	60	Violet	36	Standard length	L-112
	2-0	3	150	60	Undyed	36	Standard length	L-103
	2-0	3	150	60	Violet	36	Standard length	L-113
	0	3.5	150	60	Violet	36	Standard length	L-114
	0	3.5	150	60	Undyed	36	Standard length	L-104
	2	5	150	60	Violet	36	Standard length	L-116
	1	4	150	60	Violet	36	Standard length	L-115





REEL								
Needles Specifications	Size		Length		Color	Units Per box	Comments	Reorder code
	USP	EP	cm	Inches				
	4-0	1.5	150	60	Violet	24	Reel	LL-111
	4-0	1.5	150	60	Undyed	24	Reel	LL-101
	4-0	1.5	250	98	Violet	24	Reel	LL-221
	3-0	2	150	60	Violet	24	Reel	LL-112
	3-0	2	150	60	Undyed	24	Reel	LL-102
	3-0	2	250	98	Undyed	24	Reel	LL-322
	3-0	2	250	98	Violet	24	Reel	LL-222
	2-0	3	150	60	Violet	24	Reel	LL-113
	2-0	3	150	60	Undyed	24	Reel	LL-103
	2-0	3	250	98	Undyed	24	Reel	LL-323
	2-0	3	250	98	Violet	24	Reel	LL-223
	2-0	3	366	144	Violet	24	Reel	LL-233
	0	3.5	150	60	Violet	24	Reel	LL-114
	0	3.5	150	60	Undyed	24	Reel	LL-104
	0	3.5	250	98	Violet	24	Reel	LL-224
	1	4	150	60	Violet	24	Reel	LL-115
	1	4	250	98	Violet	24	Reel	LL-225
	2	5	150	60	Violet	24	Reel	LL-116
	2	5	250	98	Violet	24	Reel	LL-226





REVERSE CUTTING								
Needles Specifications	Size		Length		Color	Units Per box	Comments	Reorder code
	USP	EP	cm	Inches				
HE-6 3/8 Circle 7.4 mm Double-arm 	6-0	0.7	45	18	Violet	12	Surgalloy™	L-1551-K
C-1 3/8 Circle 12.0 mm 	6-0	0.7	45	18	Undyed	36		SL-171
	5-0	1	45	18	Undyed	36		SL-172
HE-3 3/8 Circle 13.0 mm Double-arm 	5-0	1	30	12	Undyed	12	Surgalloy™	L-4323K







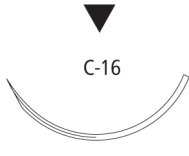
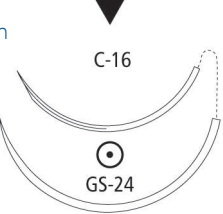



REVERSE CUTTING

Needles Specifications	Size		Length		Color	Units Per box	Comments	Reorder code
	USP	EP	cm	Inches				
C-12 3/8 Circle 16.0 mm 	5-0	1	75	30	Violet	36		SL-630
	4-0	1.5	75	30	Violet	36		SL-607
	4-0	1.5	75	30	Undyed	36		SL-605
	3-0	2	75	30	Violet	36		SL-608
C-13 3/8 Circle 19.0 mm 	5-0	1	45	18	Undyed	36		SL-639
	5-0	1	75	30	Violet	36		SL-634
	5-0	1	75	30	Undyed	36		SL-690
	4-0	1.5	45	18	Undyed	12		SL-638
	4-0	1.5	75	30	Undyed	12		SL-691G
	4-0	1.5	75	30	Undyed	36		SL-691
	4-0	1.5	75	30	Violet	12		SL-635G
	4-0	1.5	75	30	Violet	36		SL-635
	3-0	2	45	18	Undyed	36		SL-637
	3-0	2	75	30	Undyed	36		SL-822
	3-0	2	75	30	Undyed	12		SL-822G
	3-0	2	75	30	Violet	36		SL-636
C-14 3/8 Circle 24.0 mm 	4-0	1.5	75	30	Violet	36		SL-695
	4-0	1.5	75	30	Undyed	36		SL-692
	3-0	2	75	30	Undyed	36		SL-693
	3-0	2	75	30	Violet	36		SL-694
	2-0	3	75	30	Undyed	36		SL-823
	2-0	3	75	30	Violet	36		CL-823
C-15 3/8 Circle 26.0 mm 	3-0	2	5x45	18	Undyed	12	D-Tach™	SL-73-MG
	2-0	3	75	30	Undyed	36		SL-586
	0	3.5	75	30	Undyed	36		SL-587






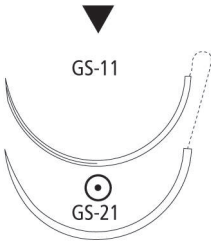


REVERSE CUTTING

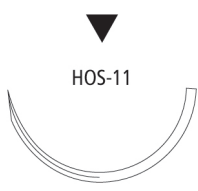

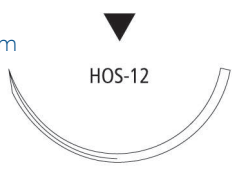
Needles Specifications	Size		Length		Color	Units Per box	Comments	Reorder code
	USP	EP	cm	Inches				
C-16 3/8 Circle 30.0 mm 	3-0	2	75	30	Undyed	36		SL-696
	2-0	3	75	30	Violet	36		SL-714
	2-0	3	75	30	Undyed	36		SL-611
	0	3.5	75	30	Violet	36		SL-713
	0	3.5	75	30	Undyed	36		SL-610
	0	3.5	90	36	Violet	36		SL-712
C-16 - GS-24 3/8 Circle 30.0 mm Double-arm (Not to scale) 	3-0	2	150	60	Undyed	36		CL-976
	2-0	3	150	60	Undyed	36		CL-977
C-17 3/8 Circle 39.0 mm 	2-0	3	75	30	Undyed	36		SL-674
	2	5	90	36	Undyed	36		SL-675
C-23 1/2 Circle 24.0 mm 	3-0	2	45	18	Undyed	36		CL-85
	3-0	2	5 × 45	18	Undyed	12	D-Tach™	SL-85-MG
	3-0	2	5 × 45	18	Violet	12	D-Tach™	SL-83-MG
	3-0	2	75	30	Violet	36		SL-632
	3-0	2	75	30	Undyed	36		SL-613
	2-0	3	75	30	Violet	36		SL-631
	2-0	3	75	30	Undyed	36		SL-612
GS-10 1/2 Circle 26.0 mm 	3-0	2	5 × 45	18	Undyed	12	D-Tach™	CL-53MG
	3-0	2	75	30	Undyed	36		CL-868
	2-0	3	5 × 45	18	Undyed	12	D-Tach™	CL-52-MG
	2-0	3	75	30	Undyed	36		CL-869
	2-0	3	75	30	Violet	36		CL-769
	0	3.5	75	30	Undyed	36		CL-870
	1	4	75	30	Undyed	36		CL-867



REVERSE CUTTING

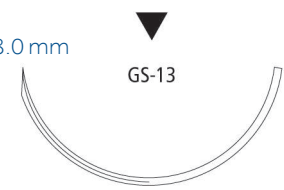
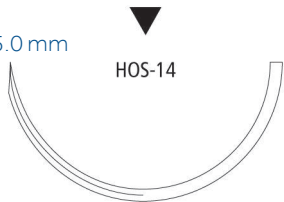
Needles Specifications	Size		Length		Color	Units Per box	Comments	Reorder code
	USP	EP	cm	Inches				
HOS-10 1/2 Circle 26.0 mm 	2-0	3	3 × 45	18	Violet	12	D-Tach™	CL-356-MG
	2-0	3	3 × 45	18	Undyed	12	D-Tach™	CL-354-MG
	0	3.5	5 × 45	18	Undyed	12	D-Tach™	CL-55-MG
	0	3.5	3 × 45	18	Undyed	12	D-Tach™	CL-355-MG
	1	4	3 × 45	18	Violet	12	D-Tach™	CL-358-MG
	1	4	75	30	Undyed	36		CL-581
	1	4	75	30	Violet	36		CL-547
	2	5	75	30	Violet	36		CL-552
C-25 1/2 Circle 30.0 mm 	2-0	3	75	30	Violet	36		SL-622
	0	3.5	90	36	Undyed	36		SL-721
	1	4	90	36	Violet	36		SL-722
GS-11 1/2 Circle 37.0 mm 	3-0	2	75	30	Violet	36		CL-815
	3-0	2	75	30	Undyed	36		CL-542
	2-0	3	75	30	Violet	36		CL-816
	2-0	3	75	30	Undyed	36		CL-543
	2-0	3	90	36	Violet	36		CL-916
	0	3.5	75	30	Violet	36		CL-817
	0	3.5	75	30	Undyed	36		CL-544
	0	3.5	90	36	Violet	36		CL-917
	0	3.5	90	36	Undyed	36		CL-534
	1	4	75	30	Violet	36		CL-818
	1	4	75	30	Undyed	36		CL-545
	1	4	90	36	Violet	36		CL-918
	1	4	90	36	Undyed	36		CL-535
	2	5	90	36	Violet	36		CL-919
	2	5	90	36	Undyed	36		CL-533
GS-11 - GS-21 1/2 Circle 37.0 mm Double-arm (Not to scale) 	3-0	2	150	60	Violet	36		CL-982
	2-0	3	150	54	Violet	36		CL-992

REVERSE CUTTING


Needles Specifications	Size		Length		Color	Units Per box	Comments	Reorder code
	USP	EP	cm	Inches				
HOS-11 1/2 Circle 37.0 mm 	2-0	3	3 × 45	18	Undyed	12	D-Tach™	CL-374-MG
	2-0	3	3 × 45	18	Violet	12	D-Tach™	CL-369-MG
	2-0	3	75	30	Violet	36		CL-526
	2-0	3	75	30	Undyed	36		CL-536
	0	3.5	3 × 45	18	Undyed	12	D-Tach™	CL-375-MG
	0	3.5	3 × 45	18	Violet	12	D-Tach™	CL-370-MG
	0	3.5	75	30	Undyed	36		CL-537
	1	4	75	30	Undyed	36		CL-538
	1	4	75	30	Violet	36		CL-528
GS-12 1/2 Circle 40.0 mm 	2-0	3	75	30	Violet	36		CL-833
	2-0	3	75	30	Undyed	36		CL-595
	0	3.5	75	30	Violet	36		CL-804
	0	3.5	75	30	Undyed	36		CL-596
	0	3.5	90	36	Violet	36		CL-933
	1	4	75	30	Violet	36		CL-805
	1	4	75	30	Undyed	36		CL-597
	1	4	90	36	Violet	36		CL-936
	2	5	90	36	Violet	36		CL-937
HOS-12 1/2 Circle 40.0 mm 	2-0	3	3 × 45	18	Violet	12	D-Tach™	CL-382-MG
	0	3.5	3 × 45	18	Violet	12	D-Tach™	CL-380-MG
	0	3.5	3 × 45	18	Undyed	12	D-Tach™	CL-376-MG
	1	4	3 × 45	18	Violet	12	D-Tach™	CL-381-MG
	1	4	3 × 45	18	Undyed	12	D-Tach™	CL-377-MG
	1	4	5 × 75	30	Violet	12	D-Tach™	CL-97-MG
	2	5	3 × 45	18	Violet	12	D-Tach™	CL-383-MG



REVERSE CUTTING



Needles Specifications	Size		Length		Color	Units Per box	Comments	Reorder code
	USP	EP	cm	Inches				
GS-13 1/2 Circle 48.0 mm 	0	3.5	75	30	Violet	36		CL-568
	0	3.5	75	30	Undyed	36		CL-554
	0	3.5	90	36	Violet	36		CL-927
	1	4	75	30	Violet	36		CL-569
	1	4	75	30	Undyed	36		CL-555
	1	4	90	36	Violet	36		CL-928
	2	5	75	30	Violet	36		CL-570
	2	5	90	36	Undyed	36		CL-939
	2	5	90	36	Violet	36		CL-929
	HOS-14 1/2 Circle 55.0 mm 	2	5	75	30	Violet	36	

PREMIUM REVERSE CUTTING

Needles Specifications	Size		Length		Color	Units Per box	Comments	Reorder code
	USP	EP	cm	Inches				
P-10 3/8 Circle 11.0 mm 	7-0	0.5	45	18	Undyed	12		SL-1624G
	6-0	0.7	45	18	Undyed	36	Surgalloy™	SL-1625
	6-0	0.7	45	18	Undyed	12	Surgalloy™	SL1625G
	5-0	1	45	18	Undyed	36	Surgalloy™	SL-1689
	5-0	1	45	18	Undyed	12	Surgalloy™	SL-1689G










PREMIUM REVERSE CUTTING									
Needles Specifications	Size		Length		Color	Units Per box	Comments	Reorder code	
	USP	EP	cm	Inches					
P-13 3/8 Circle 13.0 mm 	6-0	0.7	45	18	Undyed	36	Surgalloy™	SL-5688	
	6-0	0.7	45	18	Undyed	12	Surgalloy™	SL-5688-G	
	5-0	1	45	18	Undyed	12	Surgalloy™	SL-5687G	
	5-0	1	45	18	Undyed	36	Surgalloy™	SL-5687	
	4-0	1.5	45	18	Undyed	12	Surgalloy™	SL-5691G	
	4-0	1.5	45	18	Undyed	36	Surgalloy™	SL-5690	
P-11 3/8 Circle 16.0 mm 	5-0	1	45	18	Undyed	36	Surgalloy™	SL-5626	
	4-0	1.5	45	18	Undyed	36	Surgalloy™	SL-5686	
	4-0	1.5	45	18	Undyed	12	Surgalloy™	SL-5686G	
	4-0	1.5	75	30	Undyed	36	Surgalloy™	SL-5620	
	3-0	2	75	30	Undyed	36	Surgalloy™	SL-5621	
P-12 3/8 Circle 19.0 mm 	5-0	1	45	18	Undyed	12	Surgalloy™	SL-5636-G	
	5-0	1	45	18	Undyed	36	Surgalloy™	SL-5636	
	4-0	1.5	45	18	Violet	36	Surgalloy™	SL-5629	
	4-0	1.5	45	18	Undyed	12	Surgalloy™	SL-5627-G	
	4-0	1.5	45	18	Undyed	36	Surgalloy™	SL-5627	
	4-0	1.5	75	30	Undyed	36	Surgalloy™	SL-5637	
	3-0	2	45	18	Undyed	12	Surgalloy™	SL-5628G	
	3-0	2	45	18	Undyed	36	Surgalloy™	SL-5628	
	3-0	2	75	30	Undyed	36	Surgalloy™	SL-5638	






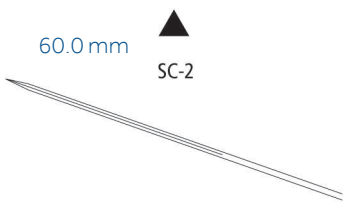


PREMIUM REVERSE CUTTING									
Needles Specifications	Size		Length		Color	Units Per box	Comments	Reorder code	
	USP	EP	cm	Inches					
P-14 3/8 Circle 24.0 mm 	4-0	1.5	45	18	Undyed	12	Surgalloy™	SL-5641G	
	4-0	1.5	45	18	Undyed	36	Surgalloy™	SL-5641	
	4-0	1.5	75	30	Undyed	36	Surgalloy™	SL-5678	
	3-0	2	45	18	Undyed	12	Surgalloy™	SL-5640G	
	3-0	2	45	18	Undyed	36	Surgalloy™	SL-5640	
	3-0	2	75	30	Undyed	12	Surgalloy™	SL-5679G	
	3-0	2	75	30	Undyed	36	Surgalloy™	SL-5679	
	2-0	3	75	30	Undyed	36		SL-5680	
P-17 3/8 Circle 30.0 mm 	2-0	3	75	30	Undyed	36		SL-1596	
P-21 1/2 Circle 9.0 mm 	6-0	0.7	45	18	Undyed	12		SL-1510G	
	5-0	1	45	18	Undyed	12		SL-1644G	
	4-0	1.5	45	18	Undyed	12		SL-1645G	
P-22 1/2 Circle 13.0 mm 	6-0	0.7	45	18	Undyed	36	Surgalloy™	SL-1613	
	5-0	1	45	18	Undyed	36	Surgalloy™	SL-1614	
	5-0	1	45	18	Undyed	12	Surgalloy™	SL-1614G	
	4-0	1.5	45	18	Undyed	36	Surgalloy™	SL-1615	
P-24 1/2 Circle 16.0 mm 	5-0	1	45	18	Undyed	12	Surgalloy™	SL-5632G	
	5-0	1	45	18	Undyed	36	Surgalloy™	SL-5632	
	4-0	1.5	45	18	Undyed	12	Surgalloy™	SL-5633G	
	4-0	1.5	45	18	Undyed	36	Surgalloy™	SL-5633	



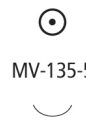


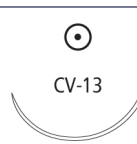
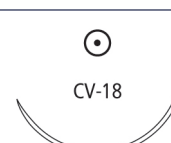
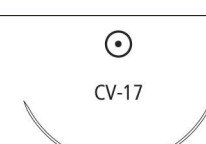


CONVENTIONAL CUTTING

Needles Specifications	Size		Length		Color	Units Per box	Comments	Reorder code
	USP	EP	cm	Inches				
PC-13 3/8 Circle 11.0 mm 	6-0	0.7	45	18	Undyed	36		SL-1660
	5-0	1	45	18	Undyed	36		SL-1659
	4-0	1.5	45	18	Undyed	36		SL-1658
PC-11 3/8 Circle 16.0 mm 	6-0	0.7	45	18	Undyed	12	Surgalloy™	SL-1655G
	5-0	1	45	18	Undyed	36		SL-1656
	4-0	1.5	45	18	Undyed	36		SL-1657
PC-12 3/8 Circle 19.0 mm 	4-0	1.5	45	18	Undyed	36		SL-1653
	3-0	2	45	18	Undyed	36		SL-1654
SC-2 Straight 60.0 mm 	4-0	1.5	75	30	Violet	36		SL-654
	4-0	1.5	75	30	Undyed	36		SL-644
	3-0	2	75	30	Violet	36		SL-653
	3-0	2	75	30	Undyed	36		SL-643
	2-0	3	75	30	Violet	36		SL-652
	2-0	3	75	30	Undyed	36		SL-642



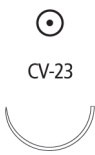






TAPER POINT										
Needles Specifications	Size	EP	Length		Color	Units	Comments	Reorder code		
			USP						cm	Inches
MV-135-5 3/8 Circle 6.0 mm 	8-0	0.4	13	5	Violet	12	Surgalloy™	L-2800		
CV-11 3/8 Circle 13.0 mm 	6-0	0.7	75	30	Violet	36		GL-889		
	5-0	1	75	30	Violet	36		GL-890		
CV-15 3/8 Circle 17.0 mm 	4-0	1.5	75	30	Violet	36		GL-881		
	3-0	2	75	30	Violet	36		GL-882		
CV-13 3/8 Circle 22.0 mm 	4-0	1.5	75	30	Violet	36		CL-304		
	3-0	2	75	30	Violet	36		GL-303		
	2-0	3	75	30	Violet	36		GL-302		
CV-18 3/8 Circle 26.0 mm 	2-0	3	75	30	Violet	36		CL-457		
CV-17 3/8 Circle 32.0 mm 	3-0	2	75	30	Violet	36		GL-522		
	2-0	3	75	30	Violet	36		GL-523		
	0	3.5	75	30	Violet	36		GL-524		





TAPER POINT										
Needles Specifications			Size		Length		Color	Units Per box	Comments	Reorder code
			USP	EP	cm	Inches				
CVF-21 1/2 Circle 12.0 mm 	6-0	0.7	45	18	Violet	36	Surgalloy™	UL-102		
	6-0	0.7	45	18	Undyed	36	Surgalloy™	UL-101		
	5-0	1	45	18	Undyed	36	Surgalloy™	SL-432		
	4-0	1.5	45	18	Undyed	36		SL-431		
CV-22 1/2 Circle 13.0 mm 	5-0	1	5 × 45	18	Violet	12	D-Tach™	GL-45-MG		
	5-0	1	75	30	Undyed	36		GL-885		
	4-0	1.5	5 × 45	18	Violet	12	D-Tach™	GL-44-MG		
	4-0	1.5	75	30	Undyed	36		GL-884		
	4-0	1.5	75	30	Violet	36		CL-782		
CV-23 1/2 Circle 17.0 mm 	6-0	0.7	75	30	Violet	36		UL-201		
	5-0	1	75	30	Violet	36		UL-202		
	5-0	1	75	30	Undyed	36		UL-213		
	4-0	1.5	5 × 45	18	Violet	12	D-Tach™	GL-46-MG		
	4-0	1.5	75	30	Violet	36	Surgalloy™	UL-303		
	4-0	1.5	75	30	Undyed	36		UL-212		
	3-0	2	5 × 45	18	Undyed	12	D-Tach™	UL-47-MG		
	3-0	2	5 × 45	18	Violet	12	D-Tach™	GL-47-MG		
	3-0	2	75	30	Violet	36		UL-204		
	3-0	2	75	30	Undyed	36		UL-215		
	2-0	3	75	30	Undyed	36		UL-216		
	2-0	3	75	30	Violet	36		UL-205		
CVF-23 1/2 Circle 17.0 mm 	4-0	1.5	75	30	Undyed	36	Surgalloy™	UL-214		
	4-0	1.5	75	30	Violet	36	Surgalloy™	UL-203		
CVF-23 1/2 Circle 17.0 mm Double-arm 	4-0	1.5	90	36	Violet	36	Surgalloy™	CL-219		



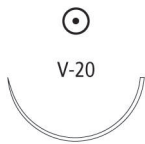
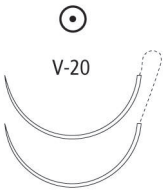


TAPER POINT									
Needles Specifications	Size USP	EP	Length		Color	Units Per box	Comments	Reorder code	
			cm	Inches					
CV-24 1/2 Circle 20.0 mm 	4-0	1.5	75	30	Violet	36		CL-460	
	3-0	2	75	30	Violet	36		CL-461	
	2-0	3	75	30	Violet	36		CL-462	
CV-25 1/2 Circle 22.0 mm 	4-0	1.5	5×45	18	Violet	12	D-Tach™	GL-34-MG	
	4-0	1.5	75	30	Violet	36		GL-181	
	4-0	1.5	75	30	Undyed	36		GL-191	
	3-0	2	5×45	18	Violet	12	D-Tach™	GL-33-MG	
	3-0	2	75	30	Violet	36		GL-182	
	3-0	2	75	30	Undyed	36		GL-192	
	3-0	2	5×75	30	Violet	12	D-Tach™	GL-182-M	
	3-0	2	120	48	Violet	24	Surgalloy™ Endoscopy	EL-440	
	2-0	3	5×45	18	Violet	12	D-Tach™	GL-32-MG	
	2-0	3	75	30	Violet	36		GL-183	
CV-25 1/2 Circle 22.0 mm Double-arm 	3-0	2	90	36	Violet	36		GL-282	
GS-23 1/2 Circle 22.0 mm 	3-0	2	75	30	Violet	36		CL-892	
	2-0	3	5×45	18	Undyed	12	D-Tach™	CL-42-MG	
	2-0	3	75	30	Violet	36		CL-893	
	0	3.5	75	30	Violet	36		CL-894	






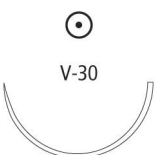
TAPER POINT

Needles Specifications	Size		Length		Color	Units Per box	Comments	Reorder code	
	USP	EP	cm	Inches					
V-20 1/2 Circle 26.0 mm 	5-0	1	75	30	Violet	36		GL-120	
	4-0	1.5	5 × 45	18	Violet	12	D-Tach™	GL-64-MG	
	4-0	1.5	75	30	Undyed	36	Surgalloy™	GLS-321	
	4-0	1.5	75	30	Violet	36	Surgalloy™	GLS-121	
	4-0	1.5	5 × 75	30	Violet	12	D-Tach™	GL-68-M	
	4-0	1.5	75	30	Undyed	36		GL-321	
	4-0	1.5	75	30	Violet	36		GL-121	
	3-0	2	5 × 45	18	Undyed	12	D-Tach™	GL-69-MG	
	3-0	2	5 × 45	18	Violet	12	D-Tach™	GL-63-MG	
	3-0	2	75	30	Undyed	36	Surgalloy™	GLS-322	
	3-0	2	75	30	Violet	36	Surgalloy™	GLS-122	
	3-0	2	5 × 75	30	Violet	12	D-Tach™	GL-67-M	
	3-0	2	75	30	Undyed	36		GL-322	
	3-0	2	75	30	Violet	36		GL-122	
	3-0	2	90	36	Violet	36		GL-226	
	2-0	3	5 × 45	18	Violet	12	D-Tach™	GL-62-MG	
	2-0	3	5 × 45	18	Undyed	12	D-Tach™	GL-61-MG	
	2-0	3	75	30	Undyed	36	Surgalloy™	GLS-323	
	2-0	3	75	30	Violet	36	Surgalloy™	GLS-123	
	2-0	3	5 × 75	30	Violet	12	D-Tach™	GL-66-M	
	2-0	3	75	30	Undyed	36		GL-323	
	2-0	3	75	30	Violet	36		GL-123	
	2-0	3	90	36	Violet	36		GL-125	
	0	3.5	75	30	Undyed	36		GL-324	
	0	3.5	75	30	Violet	36		GL-124	
	V-20 1/2 Circle 26.0 mm Double-arm 	3-0	2	90	36	Violet	36		GL-332
		2-0	3	90	36	Violet	36		GL-333






TAPER POINT

Needles Specifications	Size		Length		Color	Units Per box	Comments	Reorder code
	USP	EP	cm	Inches				
GS-22 1/2 Circle 27.0 mm 	3-0	2	75	30	Violet	36		CL-882
	3-0	2	75	30	Undyed	36		CL-829
	2-0	3	5×45	18	Violet	12	D-Tach™	CL-16-MG
	2-0	3	75	30	Undyed	36		CL-830
	2-0	3	75	30	Violet	36		CL-883
	0	3.5	5×45	18	Violet	12	D-Tach™	CL-17-MG
	0	3.5	75	30	Violet	36	Surgalloy™	CLS-884
	0	3.5	5×75	30	Violet	12	D-Tach™	CL-886-M
	0	3.5	75	30	Violet	36		CL-884
	0	3.5	75	30	Undyed	36		CL-831
	0	3.5	90	36	Violet	36		CL-330
	1	4	75	30	Violet	36		CL-885
	1	4	5×75	30	Violet	12	D-Tach™	CL-885-M
	1	4	75	30	Undyed	36		CL-832
	1	4	90	36	Violet	36		CL-331
	2	5	75	30	Violet	36		CL-232
	V-30 1/2 Circle 30.0 mm 	3-0	2	75	30	Violet	36	
2-0		3	75	30	Violet	36		GL-223
2-0		3	75	30	Undyed	36		GL-228
2-0		3	5×75	30	Violet	12	D-Tach™	GL-223-M
0		3.5	75	30	Violet	36		GL-224
1		4	75	30	Violet	36		GL-225





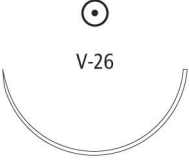

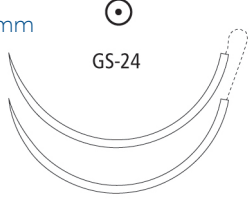
TAPER POINT

Needles Specifications	Size		Length		Color	Units Per box	Comments	Reorder code
	USP	EP	cm	Inches				
GS-21 1/2 Circle 37.0 mm 	4-0	1.5	75	30	Violet	36		CL-809
	3-0	2	5 × 45	18	Violet	12	D-Tach™	CL-8-MG
	3-0	2	75	30	Undyed	36		CL-842
	3-0	2	75	30	Violet	36		CL-810
	3-0	2	90	36	Violet	36		CL-922
	3-0	2	90	36	Undyed	36		CL-952
	2-0	3	5 × 45	18	Violet	12	D-Tach™	CL-9-MG
	2-0	3	5 × 45	18	Undyed	12	D-Tach™	CL-13-MG
	2-0	3	75	30	Undyed	36		CL-843
	2-0	3	75	30	Violet	36		CL-811
	2-0	3	5 × 75	30	Violet	12	D-Tach™	CL-4M
	2-0	3	90	36	Violet	36		CL-923
	2-0	3	90	36	Undyed	36		CL-953
	0	3.5	5 × 45	18	Undyed	12	D-Tach™	CL-14-MG
	0	3.5	5 × 45	18	Violet	12	D-Tach™	CL-10-MG
	0	3.5	75	30	Undyed	36		CL-844
	0	3.5	75	30	Violet	36		CL-812
	0	3.5	5 × 75	30	Violet	12	D-Tach™	CL-5-M
	0	3.5	5 × 75	30	Undyed	12	D-Tach™	CL-2M
	0	3.5	75	30	Violet	24		CL-812
	0	3.5	90	36	Undyed	36		CL-954
	0	3.5	90	36	Violet	36		CL-924
	1	4	5 × 45	18	Undyed	12	D-Tach™	CL-15-MG
	1	4	5 × 45	18	Violet	12	D-Tach™	CL-11-MG
	1	4	75	30	Undyed	36		CL-845
	1	4	75	30	Violet	36		CL-813
	1	4	5 × 75	30	Violet	12	D-Tach™	CL-6-M
	1	4	90	36	Violet	36		CL-925
	1	4	90	36	Undyed	36		CL-955
	2	5	75	30	Violet	36		CL-814
2	5	90	36	Violet	36		CL-926	





TAPER POINT

Needles Specifications	Size		Length		Color	Units Per box	Comments	Reorder code
	USP	EP	cm	Inches				
V-26 1/2 Circle 37.0 mm 	3-0	2	75	30	Violet	36		GL-126
	2-0	3	75	30	Violet	36		GL-127
	0	3.5	75	30	Violet	36		GL-128
	1	4	75	30	Violet	36		GL-129
GS-24 1/2 Circle 40.0 mm 	3-0	2	75	30	Violet	36		CL-800
	3-0	2	90	36	Undyed	36		CL-962
	3-0	2	90	36	Violet	36		CL-912
	2-0	3	5×45	18	Violet	12	D-Tach™	CL-22-MG
	2-0	3	75	30	Undyed	36		CL-853
	2-0	3	75	30	Violet	36		CL-801
	2-0	3	90	36	Violet	36		CL-913
	2-0	3	90	36	Undyed	36		CL-963
	0	3.5	5×45	18	Violet	12	D-Tach™	CL-20-MG
	0	3.5	75	30	Violet	36		CL-802
	0	3.5	90	36	Violet	36		CL-914
	0	3.5	90	36	Undyed	36		CL-964
	1	4	5×45	18	Violet	12	D-Tach™	CL-21-MG
	1	4	75	30	Violet	36		CL-803
	1	4	75	30	Undyed	36		CL-855
	1	4	90	36	Violet	36		CL-915
	1	4	90	36	Undyed	36		CL-965
	2	5	5×45	18	Violet	6	D-Tach™	CL-623-M
	2	5	5×60	24	Violet	12	D-Tach™	CL-622-M
	2	5	75	30	Violet	36		CL-779
2	5	90	36	Violet	36		CL-911	
GS-24 1/2 Circle 40.0 mm Double-arm 	3-0	2	150	60	Violet	36		CL-990




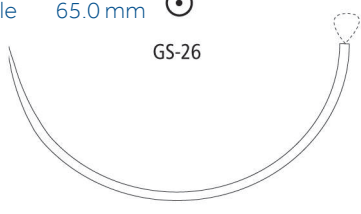

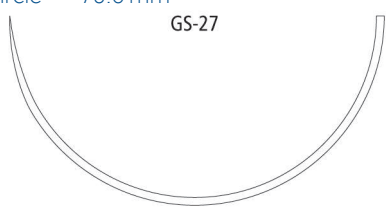

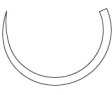

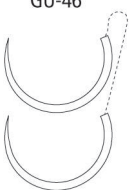






TAPER POINT

Needles Specifications	Size		Length		Color	Units Per box	Comments	Reorder code
	USP	EP	cm	Inches				
GS-25 1/2 Circle 48.0 mm  GS-25	3-0	2	75	30	Violet	36		CL-862
	3-0	2	90	36	Undyed	36		CL-972
	2-0	3	5 × 45	18	Undyed	12	D-Tach™	CL-36-MG
	2-0	3	75	30	Violet	36		CL-863
	2-0	3	90	36	Undyed	36		CL-973
	2-0	3	90	36	Violet	36		CL-903
	0	3.5	5 × 45	18	Undyed	12	D-Tach™	CL-35-MG
	0	3.5	5 × 45	18	Violet	12	D-Tach™	CL-30-MG
	0	3.5	75	30	Violet	36		CL-864
	0	3.5	90	36	Undyed	36		CL-974
	0	3.5	90	36	Violet	36		CL-904
	1	4	5 × 45	18	Violet	12	D-Tach™	CL-31-MG
	1	4	75	30	Violet	36		CL-865
	1	4	75	30	Violet	12	D-Tach™	CL-64-M
	1	4	90	36	Undyed	36		CL-975
	1	4	90	36	Violet	36		CL-905
	2	5	5 × 45	18	Violet	6	D-Tach™	CL-633-M
	2	5	5 × 60	24	Violet	12	D-Tach™	CL-644-M
	2	5	75	30	Violet	36		CL-866
	2	5	5 × 75	30	Violet	6	D-Tach™	CL-665-M
2	5	90	36	Violet	36		CL-906	
GS-26 1/2 Circle 65.0 mm  GS-26	2-0	3	75	30	Undyed	24		CL-63
	1	4	5 × 75	30	Violet	12		CL-60-M
	1	4	90	36	Violet	36		CL-968
	1	4	150	60	Violet	24		CL-824
	2	5	5 × 75	30	Violet	6		CL-659-M
	2	5	100	40	Undyed	36		CL-969
	2	5	150	60	Undyed	24		CL-880
	2	5	150	60	Violet	24		CL-825


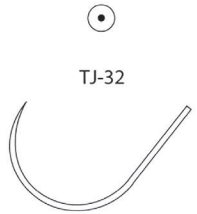




TAPER POINT									
Needles Specifications	Size		Length		Color	Units Per box	Comments	Reorder code	
	USP	EP	cm	Inches					
GS-26 LOOP 1/2 Circle 65.0 mm  GS-26 	1	4	120	48	Violet	24	Loop	CL824L	
	2	5	240	96	Violet	24	Loop	CL-835-L	
GS-27 1/2 Circle 76.0 mm  GS-27 	2-0	3	75	30	Undyed	24		CL-53	
	1	4	75	30	Violet	24	455	SL-603	
GU-46 5/8 Circle 27.0 mm  GU-46 	3-0	2	75	30	Violet	36		UL-879	
	2-0	3	75	30	Violet	36		UL-878	
	0	3.5	75	30	Violet	36		UL-877	
	1	4	75	30	Violet	36		UL-876	
GU-46 5/8 Circle 27.0 mm Double-arm  GU-46 	0	3.5	90	36	Violet	36		UL-240	
GU-45 5/8 Circle 37.0 mm  GU-45 	2-0	3	75	30	Violet	36		UL-245	
	0	3.5	75	30	Violet	36		UL-246	
GU-44 5/8 Circle 40.0 mm  GU-44 	0	3.5	75	30	Violet	36		UL-146	



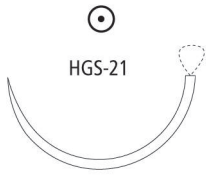





TAPER POINT										
Needles Specifications			Size		Length		Color	Units Per box	Comments	Reorder code
			USP	EP	cm	Inches				
SK SKI 23.0 mm 	3-0	2	18	7	Violet	36	Endoscopy	EL415		
	3-0	2	120	48	Violet	24	Endoscopy	EL450		
TJ-32 1/2 Circle 32.0 mm 	1	4	75	30	Violet	12		CL-673G		
	1	4	75	30	Violet	36		CL-673		

HEAVY TAPER POINT										
Needles Specifications			Size		Length		Color	Units Per box	Comments	Reorder code
			USP	EP	cm	Inches				
HGS-22 1/2 Circle 27.0 mm 	2-0	3	5 × 45	18	Violet	12	D-Tach™	CL-86-MG		
	0	3.5	5 × 45	18	Undyed	12	D-Tach™	CL-87-MG		
	1	4	75	30	Violet	36		CL-871		
HGS-20 1/2 Circle 34.0 mm 	2-0	3	5 × 75	30	Violet	12	D-Tach™	CL-996-MG		
	0	3.5	5 × 75	30	Violet	12	D-Tach™	CL-997-MG		
	1	4	5 × 75	30	Violet	12	D-Tach™	CL-998-MG		
HGS-21 1/2 Circle 37.0 mm 	2-0	3	5 × 45	18	Violet	12	D-Tach™	CL-202-M		
	2-0	3	75	30	Violet	36		CL-930		
	2-0	3	90	36	Violet	36		CL-970		
	0	3.5	5 × 45	18	Violet	12	D-Tach™	CL-200-M		
	0	3.5	75	30	Violet	36		CL-931		
	0	3.5	5 × 75	30	Violet	12	D-Tach™	CL-71-M		
	0	3.5	90	36	Violet	36		CL-971		
	1	4	5 × 45	18	Violet	12	D-Tach™	CL-201-M		
	1	4	75	30	Violet	36		CL-932		
	1	4	90	36	Violet	36		CL-239		
	2	5	75	30	Violet	36		CL-934		



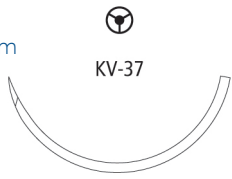
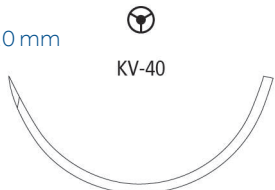
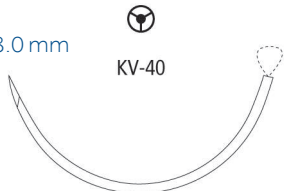




HEAVY TAPER POINT									
Needles Specifications	Size		Length		Color	Units Per box	Comments	Reorder code	
	USP	EP	cm	Inches					
HGS-21 LOOP 1/2 Circle 37.0 mm 	0	3.5	150	60	Violet	24	Loop	CL-871-L	
HGU-46 5/8 Circle 27.0 mm 	0	3.5	45	18	Violet	36		CL-576	
	0	3.5	75	30	Violet	36		CL-677	
	1	4	75	30	Violet	36		UL-676	

TAPERCUTTING									
Needles Specifications	Size		Length		Color	Units Per box	Comments	Reorder code	
	USP	EP	cm	Inches					
KV-7 1/2 Circle 26.0 mm 	3-0	2	75	30	Violet	36	Surgalloy™	CL-510	
	2-0	3	75	30	Violet	36	Surgalloy™	CL-511	
KV-34 1/2 Circle 37.0 mm 	3-0	2	90	36	Violet	36		CL-942	
	2-0	3	75	30	Violet	36		CL-837	
	2-0	3	90	36	Violet	36		CL-943	
	2-0	3	90	36	Undyed	36		CL-946	
	0	3.5	75	30	Violet	36		CL-838	
	0	3.5	90	36	Undyed	36		CL-515	
	0	3.5	90	36	Violet	36		CL-944	
	1	4	75	30	Violet	36		CL-839	
	1	4	90	36	Undyed	36		CL-516	
	1	4	90	36	Violet	36		CL-945	
	2	5	90	36	Violet	36		CL-517	





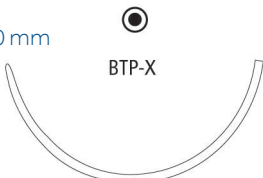


TAPERCUTTING										
Needles Specifications	Size		Length		Color	Units Per box	Comments	Reorder code		
	USP	EP	cm	Inches						
KV-37 1/2 Circle 40.0 mm 	2-0	3	75	30	Violet	36		CL-603		
	0	3.5	75	30	Violet	36		CL-602		
KV-40 1/2 Circle 48.0 mm 	0	3.5	90	36	Violet	36		CL-739		
	1	4	75	30	Violet	36		CL-840		
	1	4	90	36	Violet	36		CL-940		
	2	5	75	30	Violet	36		CL-841		
	2	5	90	36	Violet	36		CL-941		
KV-40 LOOP 1/2 Circle 48.0 mm 	1	4	150	60	Violet	24	Loop	CL-740-L		
	2	5	150	60	Violet	24	Loop	CL-741-L		





BLUNT POINT										
Needles Specifications	Size		Length		Color	Units Per box	Comments	Reorder code		
	USP	EP	cm	Inches						
BTV-20 1/2 Circle 26.0 mm 	3-0	2	5 × 45	18	Undyed	12	D-Tach™, ProtectPoint™	GLT-69-MG		
BGS-21 1/2 Circle 37.0 mm 	2-0	3	90	36	Violet	36	ProtectPoint™	CL-956		
	2-0	3	90	36	Undyed	36	ProtectPoint™	CL-259		
	0	3.5	5 × 45	18	Violet	12	D-Tach™, ProtectPoint™	CL-250-M		
	0	3.5	5 × 45	18	Undyed	12	D-Tach™, ProtectPoint™	CL-240-M		
	0	3.5	90	36	Violet	36	ProtectPoint™	CL-957		
	1	4	90	36	Violet	36	ProtectPoint™	CL-958		



BLUNT POINT





Needles Specifications	Size		Length		Color	Units Per box	Comments	Reorder code
	USP	EP	cm	Inches				
BTP-1 1/2 Circle 37.0 mm 	3-0	2	90	36	Undyed	36	ProtectPoint™	CLT-952
	2-0	3	5 × 45	18	Violet	12	D-Tach™, ProtectPoint™	CLT-9-MG
	2-0	3	5 × 45	18	Undyed	12	D-Tach™, ProtectPoint™	CLT-13-MG
	2-0	3	75	30	Undyed	36	ProtectPoint™	CLT-259
	2-0	3	90	36	Undyed	36	ProtectPoint™	CLT-953
	0	3.5	5 × 45	18	Violet	12	D-Tach™, ProtectPoint™	CLT-250-MG
	0	3.5	75	30	Violet	36		CLT-957
	0	3.5	90	36	Undyed	36	ProtectPoint™	CLT-954
	1	4	5 × 45	18	Undyed	12	D-Tach™, ProtectPoint™	CLT-15-MG
	1	4	5 × 45	18	Violet	12	D-Tach™, ProtectPoint™	CLT-11-MG
	1	4	75	30	Violet	36	ProtectPoint™	CLT-958
	1	4	90	36	Undyed	36	ProtectPoint™	CLT-955
	BGS-24 1/2 Circle 40.0 mm 	0	3.5	90	36	Violet	36	ProtectPoint™
1		4	90	36	Violet	36	ProtectPoint™	CL-951
BTP-X 1/2 Circle 48.0 mm 	0	3.5	5 × 45	18	Violet	12	D-Tach™, ProtectPoint™	CLT-850-MG
	0	3.5	5 × 45	18	Undyed	12	D-Tach™, ProtectPoint™	CLT-20-MG
	1	4	5 × 45	18	Violet	12	D-Tach™, ProtectPoint™	CLT-851-MG
	1	4	5 × 45	18	Undyed	12	D-Tach™, ProtectPoint™	CLT-21-MG
	1	4	90	36	Undyed	36	ProtectPoint™	CLT-855
	2	5	5 × 45	18	Violet	6	D-Tach™, ProtectPoint™	CLT-623-M









BLUNT POINT										
Needles Specifications	Size		Length		Color	Units Per box	Comments	Reorder code		
	USP	EP	cm	Inches						
BGS-25 1/2 Circle 48.0 mm  BGS-25	0	3.5	90	36	Violet	36	ProtectPoint™	CL-948		
	1	4	90	36	Violet	36	ProtectPoint™	CL-949		
BGS-29 1/2 Circle 63.0 mm  BGS-29	2	5	2 × 90	36	Violet	12	ProtectPoint™	2-CL-852		
BP-27 1/2 Circle 64.0 mm  BP-27	1	4	90	36	Violet	36	ProtectPoint™	CL-271		
	2	5	90	36	Violet	36	ProtectPoint™	CL-270		
BGST-29 1/2 Circle 65.0 mm  BGST-29	2	5	5 × 75	30	Violet	6	D-Tach™, ProtectPoint™	CLT-633-M		











DIAMOND POINT										
Needles Specifications	Size		Length		Color	Units Per box	Comments	Reorder code		
	USP	EP	cm	Inches						
KV-25 1/2 Circle 22.0 mm	 KV-25 	1	4	75	30	Undyed	36			CL-513
KV-30 1/2 Circle 27.0 mm	 KV-30 	0	3.5	90	36	Undyed	36			CL-730





MULTIPURPOSE										
Needles Specifications	Size		Length		Color	Units Per box	Comments	Reorder code		
	USP	EP	cm	Inches						
3.16 3/8 Circle 16.0 mm	 3.16 	4-0	1.5	45	18	Undyed	36			CL-005
4.21 (H)* 1/2 Circle 20.0 mm	 4.21 	2-0	3	75	30	Violet	36			CL-015
4.31 (H)* 1/2 Circle 30.0 mm	 4.31 	0	3.5	75	30	Violet	36			CL-030

*(H) = Heavy










MULTIPURPOSE										
Needles Specifications	Size		Length		Color	Units Per box	Comments	Reorder code		
	USP	EP	cm	Inches						
4.41 1/2 Circle 40.0 mm 	 4.41	2-0	3	75	30	Violet	36		CL-045	
		0	3.5	75	30	Violet	36		UL-046	
				75	30	Violet	36		CL-047	
4.5 1/2 Circle 50 mm (Not to scale) 	 4.50	2	5	90	36	Violet	36		CL-055	
4.51 (H) 1/2 Circle 50 mm 	 4.51	2-0	3	75	30	Violet	36		CL-060	





SPATULA										
Needles Specifications	Size		Length		Color	Units Per box	Comments	Reorder code		
	USP	EP	cm	Inches						
SE-100-8 1/4 Circle 6.3 mm Double-arm 	 SE-100-8	6-0	0.7	45	18	Violet	12	Surgalloy™	L-1750K	
SS-29 1/4 Circle 7.4 mm Double-arm 	 SS-29	6-0	0.7	30	12	Violet	12	Surgalloy™	L-1756K	
		6-0	0.7	45	18	Violet	12	Surgalloy™	L-1755K	



SPATULA

Needles Specifications	Size USP	EP	Length		Color	Units Per box	Comments	Reorder code
			cm	Inches				
SS-14 1/4 Circle 8.6 mm Double-arm 	6-0	0.7	45	18	Violet	12	Surgalloy™	L-1791K
	6-0	0.7	45	18	Undyed	12	Surgalloy™	L-1670-K
	5-0	1	45	18	Violet	12	Surgalloy™	L-1792K
	5-0	1	45	18	Undyed	12	Surgalloy™	L-1669-K
SS-24 1/4 Circle 8.6 mm Double-arm 	6-0	0.7	20	8	Violet	12		L-1740-K
	6-0	0.7	30	12	Violet	12	Surgalloy™	L-1742K
	6-0	0.7	30	12	Undyed	12	Surgalloy™	L-1745K
	6-0	0.7	45	18	Undyed	24	Surgalloy™	L-2752K
	5-0	1	20	8	Violet	12	Surgalloy™	L-1739-K
	5-0	1	30	12	Violet	12	Surgalloy™	L-1785K
	5-0	1	45	18	Undyed	24	Surgalloy™	L-2753K
SE-140-8 3/8 Circle 6.3 mm 	8-0	0.4	30	12	Violet	12	Surgalloy™	L-2750K
	7-0	0.5	30	12	Violet	12	Surgalloy™	L-2751K
SE-140-8 3/8 Circle 6.3 mm Double-arm 	8-0	0.4	20	8	Violet	12	Surgalloy™	L-2747K
	8-0	0.4	30	12	Violet	12	Surgalloy™	L-2748K
	8-0	0.4	45	18	Violet	12	Surgalloy™	L-5118K
	7-0	0.5	30	12	Violet	12	Surgalloy™	L-1796K
	7-0	0.5	45	18	Violet	12	Surgalloy™	L-1897K
SS-28 3/8 Circle 7.4 mm Double-arm 	6-0	0.7	45	18	Violet	12	Surgalloy™	L-1562-K



SPATULA									
Needles Specifications	Size		Length		Color	Units Per box	Comments	Reorder code	
	USP	EP	cm	Inches					
SE-160-8 1/2 Circle 5.5 mm Double-arm		8-0	0.4	20	8	Violet	12	Surgalloy™	L-2574K
	SE-160-8 	8-0	0.4	30	12	Violet	12	Surgalloy™	L-2749K
		7-0	0.5	45	18	Violet	12	Surgalloy™	L-1787K
SS-2 1/2 Circle 8.6 mm Double-arm		5-0	1	30	12	Undyed	12	Surgalloy™	L-0223K
	SS-2 								



CAPROSYN™

Monofilament Absorbable Suture

There when you need it. Gone when you don't.



Rapid absorption can lessen wound complications

- Fastest absorbing monofilament suture
- Short-term wound support
- Excellent pliability, handling and knot security
- Predictable strength retention

Absorption

Absorbable By Hydrolysis. Essentially complete by 56 days.

Tensile Strength

A minimum of 50 to 60% USP and EP knot strength at 5 days post implantation, and a minimum of 20–30% of USP and EP knot strength at 10 days. All original tensile strength is essentially lost by 21 days post implantation.

Packaging

Available undyed or dyed with D&C Violet No. 2 in USP sizes 1 (4 metric) through 6-0 (0.7 Metric).

The sutures are supplied sterile, in pre-cut lengths or ligating reels, nonneeded or affixed to various needle types. The sutures are available in box quantities of one, two and three dozen.

Indications

Caprosyn™ synthetic absorbable sutures are indicated for use in general soft tissue approximation and/or ligation, but not for use in cardiovascular or neurological surgery, microsurgery, or ophthalmic surgery

Description

Caprosyn™ monofilament synthetic absorbable sutures are prepared from Polyglytone™ 6211 synthetic polyester which is composed of glycolide, caprolactone, trimethylene carbonate, and lactide.

Indications

Caprosyn™ synthetic absorbable sutures are indicated for use in general soft tissue approximation and/or ligation, but not for use in cardiovascular or neurological surgery, microsurgery, or ophthalmic surgery.

Actions

Caprosyn™ synthetic absorbable sutures elicit a minimal acute inflammatory reaction in tissues, which is followed by gradual encapsulation of the suture by fibrous connective tissue. Progressive loss of tensile strength and eventual absorption of Caprosyn™ synthetic absorbable sutures occurs by means of hydrolysis.

Tensile Strength

Implantation studies in animals indicate that Caprosyn™ suture retains a minimum of 50 to 60% USP and EP knot strength at 5 days post implantation, and a minimum of 20 – 30% of USP and EP knot strength at 10 days post implantation. All of the original tensile strength is essentially lost by 21 days post implantation.

Sterilization

Ethylene oxide.

Absorbtion

Absorption begins as a loss of tensile strength followed by a loss of mass. Absorption of Caprosyn™ synthetic absorbable suture is essentially complete by 56 days.

Packaging

Caprosyn™ synthetic absorbable sutures are available undyed (natural) or dyed with D&C Violet No. 2 in USP sizes 1 (4 metric) through 6–0 (0.7 Metric). The sutures are supplied sterile, in pre-cut lengths or ligating reels, non-needled or affixed to various needle types. The sutures are available in box quantities of one, two and three dozen.

Please refer to the individual package IFUs for complete instructions, indications, contraindications, warnings and precautions.

Caprosyn™


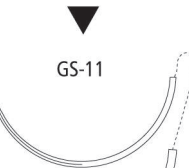
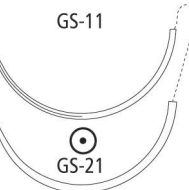
Caprosyn™ suture is a brand you have trusted for over 10 years with a proven history of performance.

REEL								
Needles Specifications	Size		Length		Color	Units Per box	Comments	Reorder code
	USP	EP	cm	Inches				
	3-0	2	150	60	Undyed	24		C-212
	0	3.5	150	60	Undyed	36		C-214



REVERSE CUTTING								
Needles Specifications	Size		Length		Color	Units Per box	Comments	Reorder code
	USP	EP	cm	Inches				
C-13 3/8 Circle 19.0 mm 	5-0	1	45	18	Undyed	36		SC-3634
	4-0	1.5	45	18	Undyed	12		SC-690G
	4-0	1.5	75	30	Undyed	36		SC-691
	3-0	2	45	18	Undyed	12		SC-694G
	3-0	2	75	30	Undyed	36		SC-692
	2-0	3	75	30	Undyed	36		SC-693
C-14 3/8 Circle 24.0 mm 	3-0	2	75	30	Undyed	12	Surgalloy™	SC-693G
C-15 3/8 Circle 26.0 mm 	3-0	2	75	30	Undyed	36		SC-587
	2-0	3	75	30	Undyed	36		SC-586
C-16 3/8 Circle 30.0 mm 	0	3.5	75	30	Undyed	36	Surgalloy™	SC-585



REVERSE CUTTING

Needles Specifications	Size		Length		Color	Units Per box	Comments	Reorder code
	USP	EP	cm	Inches				
GS-11 1/2 Circle 37.0 mm 	2-0	3	75	30	Undyed	36		CC-543
GS-11 1/2 Circle 37.0 mm  GS-21 Taper Point 1/2 Circle 37.0 mm Double-arm 	2-0	3	150	60	Undyed	36		CC-983



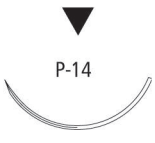

PREMIUM REVERSE CUTTING

Needles Specifications	Size		Length		Color	Units Per box	Comments	Reorder code
	USP	EP	cm	Inches				
P-10 3/8 Circle 11.0 mm 	6-0	0.7	45	18	Undyed	12	Surgalloy™	SC-3625G
	5-0	1	45	18	Undyed	12	Surgalloy™	SC-3626G
P-13 3/8 Circle 13.0 mm 	6-0	0.7	45	18	Undyed	12	Surgalloy™	SC-5688G
	6-0	0.7	45	18	Violet	12	Surgalloy™	SC-5588G
	5-0	1	45	18	Undyed	12	Surgalloy™	SC-5689G
	5-0	1	45	18	Violet	12	Surgalloy™	SC-5587G
	4-0	1.5	45	18	Undyed	12	Surgalloy™	SC-5690G
	4-0	1.5	45	18	Violet	12	Surgalloy™	SC-5590G





PREMIUM REVERSE CUTTING

Needles Specifications	Size		Length		Color	Units Per box	Comments	Reorder code
	USP	EP	cm	Inches				
P-11 3/8 Circle 16.0 mm 	6-0	0.7	45	18	Undyed	12	Surgalloy™	SC-5635G
	5-0	1	45	18	Undyed	12	Surgalloy™	SC-5626G
	5-0	1	45	18	Undyed	36	Surgalloy™	SC-5626
	4-0	1.5	45	18	Undyed	12	Surgalloy™	SC-5686G
P-12 3/8 Circle 19.0 mm 	5-0	1	45	18	Undyed	12	Surgalloy™	SC-5616G
	4-0	1.5	45	18	Undyed	12	Surgalloy™	SC-5617G
	4-0	1.5	45	18	Violet	12	Surgalloy™	SC-5627G
	4-0	1.5	75	30	Undyed	12	Surgalloy™	SC-5637G
	3-0	2	45	18	Undyed	12	Surgalloy™	SC-5618G
	3-0	2	75	30	Undyed	12	Surgalloy™	SC-5638G
P-14 3/8 Circle 24.0 mm 	4-0	1.5	45	18	Undyed	36	Surgalloy™	SC-5679
	4-0	1.5	75	30	Undyed	36	Surgalloy™	SC-5779
	3-0	2	45	18	Undyed	36	Surgalloy™	SC-5640
	3-0	2	75	30	Undyed	12	Surgalloy™	SC-5780G
P-24 1/2 Circle 16.0 mm 	4-0	1.5	45	18	Undyed	12	Surgalloy™	SC-5643G







CONVENTIONAL CUTTING

Needles Specifications	Size		Length		Color	Units Per box	Comments	Reorder code
	USP	EP	cm	Inches				
SC-1 Straight 51.0 mm ▲ SC-1 	3-0	2	75	30	Undyed	36	Surgalloy™	SC-543
	2-0	3	75	30	Undyed	36	Surgalloy™	SC-542
SC-2 Straight 60.0 mm ▲ SC-2 	4-0	1.5	75	30	Undyed	36	Surgalloy™	SC-644
	3-0	2	75	30	Undyed	36		SC-643


DERMAX PREMIUM X CUTTINGT

Needles Specifications	Size		Length		Color	Units Per box	Comments	Reorder code
	USP	EP	cm	Inches				
DX-13 3/8 Circle 13.0 mm ◊ DX-13 	5-0	1	45	18	Undyed	12	DermaX	XC-834
DX-16 3/8 Circle 16.0 mm ◊ DX-16 	5-0	1	45	18	Undyed	12	DermaX	XC-844
	4-0	1.5	45	18	Undyed	12	DermaX	XC-845

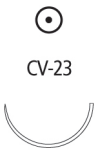
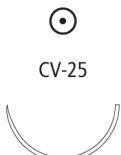





DERMAX PREMIUM X CUTTING

Needles Specifications	Size		Length		Color	Units Per box	Comments	Reorder code
	USP	EP	cm	Inches				
DX-19 3/8 Circle 19.0 mm  DX-19	4-0	1.5	45	18	Undyed	12	DermaX	XC-823




TAPER POINT

Needles Specifications	Size		Length		Color	Units Per box	Comments	Reorder code
	USP	EP	cm	Inches				
CV-23 1/2 Circle 17.0 mm  CV-23	5-0	1	75	30	Undyed	36	Surgalloy™	UC-202
	4-0	1.5	75	30	Undyed	36	Surgalloy™	UC-203
	4-0	1.5	75	30	Violet	36	Surgalloy™	UC-214
	3-0	2	75	30	Violet	36		UC-213
	3-0	2	75	30	Undyed	36	Surgalloy™	UC-204
CV-25 1/2 Circle 22.0 mm  CV-25	4-0	1.5	75	30	Undyed	36	Surgalloy™	UC-403
	3-0	2	5 × 45	18	Undyed	12	D-Tach™	GC-33-M
	3-0	2	75	30	Undyed	36	Surgalloy™	UC-404
GS-23 1/2 Circle 22.0 mm  GS-23	2-0	3	75	30	Undyed	36		UC-863





TAPER POINT

Needles Specifications	Size		Length		Color	Units Per box	Comments	Reorder code	
	USP	EP	cm	Inches					
V-20 1/2 Circle 26.0 mm 	4-0	1.5	75	30	Violet	36	Surgalloy™	GC-321	
	4-0	1.5	75	30	Undyed	36	Surgalloy™	GC-121	
	3-0	2	75	30	Undyed	36	Surgalloy™	GC-122	
	3-0	2	75	30	Violet	36	Surgalloy™	GC-322	
	2-0	3	75	30	Undyed	36	Surgalloy™	GC-123	
	2-0	3	75	30	Violet	36	Surgalloy™	GC-323	
	0	3.5	75	30	Undyed	36	Surgalloy™	GC-124	
GS-22 1/2 Circle 27.0 mm 	2-0	3	75	30	Undyed	36		CC-883	
	2-0	3	75	30	Violet	36		CC-830	
	0	3.5	75	30	Undyed	36		CC-884	
	0	3.5	75	30	Violet	36		CC-831	
	1	4	75	30	Undyed	36		CC-885	
GS-21 1/2 Circle 37.0 mm 	3-0	2	75	30	Undyed	36		CC-810	
	3-0	2	90	36	Undyed	36		CC-922	
	2-0	3	75	30	Violet	36		CC-843	
	2-0	3	75	30	Undyed	36		CC-811	
	2-0	3	90	36	Undyed	36		CC-923	
	0	3.5	75	30	Violet	36		CC-844	
	0	3.5	75	30	Undyed	36		CC-812	
	0	3.5	90	36	Undyed	36		CC-924	
	1	4	75	30	Violet	36		CC-845	
	1	4	75	30	Undyed	36		CC-813	
	1	4	90	36	Undyed	36		CC-925	






TAPER POINT

Needles Specifications	Size		Length		Color	Units Per box	Comments	Reorder code
	USP	EP	cm	Inches				
GS-24 1/2 Circle 40.0 mm 	2-0	3	75	30	Undyed	36		CC-801
	2-0	3	90	36	Undyed	36		CC-915
	0	3.5	75	30	Undyed	36		CC-802
	0	3.5	90	36	Undyed	36		CC-913
	1	4	75	30	Undyed	36		CC-803
	1	4	90	36	Undyed	36		CC-914
GS-25 1/2 Circle 48.0 mm 	2-0	3	75	30	Undyed	36		CC-872
	0	3.5	90	36	Undyed	36		CC-904
	1	4	90	36	Violet	36		CC-975
	1	4	90	36	Undyed	36		CC-905
GU-46 5/8 Circle 27.0 mm 	3-0	2	75	30	Violet	36		UC-879
	2-0	3	75	30	Undyed	36		UC-978
GU-46 5/8 Circle 27.0 mm 	2-0	3	75	30	Violet	36	Surgalloy™	CC-658
V-20 1/2 Circle 26.0 mm Double-arm 								





TAPERCUTTING

Needles Specifications	Size		Length		Color	Units Per box	Comments	Reorder code
	USP	EP	cm	Inches				
KV-34 1/2 Circle 37.0 mm 	2-0	3	90	36	Undyed	12		CC-1945G
	1	4	90	36	Undyed	36	Surgalloy™	CC-196



BIOSYN™

Monofilament Absorbable Sutures

Strength, suppleness and integrity.



Strength, suppleness and integrity for unbraided security

- Handling & strength of a braided suture with the benefits of a monofilament
- Excellent first-throw hold
- Precise and secure wound approximation
- The only absorbable monofilament with three weeks of wound support

Absorption

Absorbable By Hydrolysis. Essentially complete between 90–110 days.

Tensile Strength

Approximately 75% of USP and EP knot strength at 2 weeks and approximately 40% at 3 weeks post implantation.

Packaging

Available clear (undyed) or dyed violet in U.S.P. and E.P. sizes 1 (4 Metric) through 6-0 (0.7 Metric). The sutures are supplied sterile, in pre-cut lengths or affixed to various needle types using both permanent and removal needle attachment techniques.

Indications

Indicated for use in general soft tissue approximation and/or ligation including use in ophthalmic surgery, but not for use in cardiovascular or neurological surgery.

Description

Biosyn™ monofilament synthetic absorbable sutures are prepared from a synthetic polyester composed of glycolide, dioxanone, and trimethylene carbonate. Biosyn™ synthetic absorbable sutures are colored violet to increase visibility and are also available undyed.

Indications

Biosyn™ synthetic absorbable sutures are indicated for use in general soft tissue approximation and/or ligation including use in ophthalmic surgery, but not for use in cardiovascular or neurological surgery.

Actions

Biosyn™ synthetic absorbable sutures elicit a minimal acute inflammatory reaction in tissues, which is followed by gradual encapsulation of the suture by fibrous connective tissue. Progressive loss of tensile strength and eventual absorption of Biosyn™ synthetic absorbable sutures occurs by means of hydrolysis where the suture is broken down to glycolic acid, dioxanoic acid, propane diol and carbon dioxide which are subsequently absorbed and metabolized by the body.

Tensile Strength

Studies in animals indicate tensile strength averages for Biosyn™ synthetic absorbable sutures are approximately 75% of U.S.P and E.P. minimum knot strength at two weeks and approximately 40% at three weeks post-implant.

Sterilization

Ethylene oxide.

Absorbtion

Absorption begins as a loss of tensile strength without appreciable loss of mass. Absorption of Biosyn™ synthetic absorbable sutures is essentially complete between 90 and 110 days.

Packaging

Biosyn™ synthetic absorbable sutures are available undyed (natural) or dyed violet in U.S.P. and E.P. sizes 1 (4 Metric) through 6–0 (0.7 Metric). The sutures are supplied sterile, in pre-cut lengths or affixed to various needle types using both permanent and removal needle attachment techniques. Please refer to the individual package IFUs for complete instructions, indications, contraindications, warnings and precautions.


Please refer to the individual package IFUs for complete instructions, indications, contraindications, warnings and precautions.

Biosyn™

Biosyn™ suture is a brand you have trusted for over 15 years with a proven history of performance.


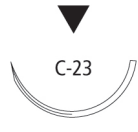

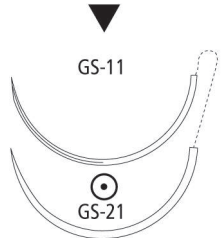
PRE-CUT								
Needles Specifications	Size		Length		Color	Units Per box	Comments	Reorder code
	USP	EP	cm	Inches				
	4-0	1.5	6×45	18	Violet	24	Pre-cut	M-31-
	3-0	2	3×45	18	Violet	36	Pre-cut	M-72
	3-0	2	6×45	18	Violet	24	Pre-cut	M-32-
	2-0	3	6×45	18	Violet	24	Pre-cut	M-33-
	2-0	3	6×45	18	Undyed	24	Pre-cut	M-23-
	0	3.5	3×45	18	Violet	36	Pre-cut	M-74
	1	4	3×45	18	Violet	36	Pre-cut	M-75

STANDARD LENGHT								
Needles Specifications	Size		Length		Color	Units Per box	Comments	Reorder code
	USP	EP	cm	Inches				
	0	3.5	150	60	Violet	36	Standard length	M-114

REVERSE CUTTING								
Needles Specifications	Size		Length		Color	Units Per box	Comments	Reorder code
	USP	EP	cm	Inches				
C-13 3/8 Circle 19.0 mm 	5-0	1	75	30	Undyed	36		SM-690
	4-0	1.5	75	30	Violet	36		SM-791
	4-0	1.5	75	30	Undyed	12		SM-691G
	4-0	1.5	75	30	Undyed	36		SM-691
	3-0	2	75	30	Undyed	36		SM-822
	3-0	2	75	30	Violet	36		SM-922



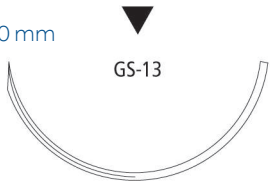
REVERSE CUTTING

Needles Specifications			Size		Length		Color	Units Per box	Comments	Reorder code
			USP	EP	cm	Inches				
C-14 3/8 Circle 24.0 mm		▼ C-14	3-0	2	75	30	Undyed	36		SM-693
			2-0	3	75	30	Violet	36		SM-923
			2-0	3	75	30	Undyed	36		SM-823
C-23 1/2 Circle 24.0 mm		▼ C-23	4-0	1.5	75	30	Violet	36		SM-633
			3-0	2	5×45	18	Violet	12	D-Tach™	SM-83-M
			3-0	2	75	30	Violet	36		SM-632
GS-10 1/2 Circle 26.0 mm		▼ GS-10	2-0	3	75	30	Violet	36		CM-879
GS-11 1/2 Circle 37.0 mm		▼ GS-11	2-0	3	75	30	Violet	36		CM-816
			2-0	3	75	30	Undyed	36		CM-543
			0	3.5	75	30	Violet	36		CM-817
			0	3.5	75	30	Undyed	36		CM-544
GS-11 - GS-21 1/2 Circle 37.0 mm *Double-arm		▼ GS-11 GS-21	3-0	2	135	54	Undyed	36		CM-991
			2-0	3	150	60	Undyed	36		CM-932
HOS-11 1/2 Circle 37.0 mm		▼ HOS-11	1	4	75	30	Violet	36		CM-528








REVERSE CUTTING

Needles Specifications	Size		Length		Color	Units Per box	Comments	Reorder code
	USP	EP	cm	Inches				
GS-13 1/2 Circle 48.0 mm 	1	4	90	36	Violet	36		CM-222


PREMIUM REVERSE CUTTING

Needles Specifications	Size		Length		Color	Units Per box	Comments	Reorder code	
	USP	EP	cm	Inches					
P-10 3/8 Circle 11.0 mm 	6-0	0.7	45	18	Undyed	12	Surgalloy™	SM-3625	
		5-0	1	45	18	Undyed	12	Surgalloy™	SM-3626
P-13 3/8 Circle 13.0 mm 	6-0	0.7	45	18	Undyed	12	Surgalloy™	SM-5688	
		5-0	1	45	18	Undyed	12	Surgalloy™	SM-5687
		4-0	1.5	45	18	Undyed	12	Surgalloy™	SM-5690
P-12 3/8 Circle 19.0 mm 	5-0	1	45	18	Undyed	12	Surgalloy™	SM-5624	
		4-0	1.5	45	18	Undyed	12	Surgalloy™	SM-5627
			1.5	75	30	Undyed	12	Surgalloy™	SM-5637
		3-0	2	45	18	Undyed	12	Surgalloy™	SM-5628
			2	75	30	Undyed	12	Surgalloy™	SM-5638


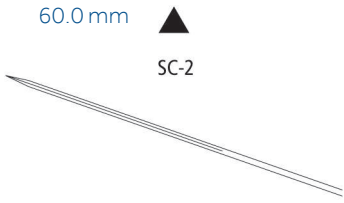




PREMIUM REVERSE CUTTING

Needles Specifications	Size		Length		Color	Units Per box	Comments	Reorder code
	USP	EP	cm	Inches				
P-14 3/8 Circle 24.0 mm 	4-0	1.5	45	18	Undyed	24	Surgalloy™	SM-5679
	4-0	1.5	75	30	Undyed	36	Surgalloy™	SM-5678
	3-0	2	75	30	Undyed	12	Surgalloy™	SM-5679G







CONVENTIONAL CUTTING

Needles Specifications	Size		Length		Color	Units Per box	Comments	Reorder code
	USP	EP	cm	Inches				
PC-13 3/8 Circle 11.0 mm 	5-0	1	45	18	Undyed	24		CM-401
	4-0	1.5	45	18	Undyed	24		CM-400
SC-2 Straight 60.0 mm 	4-0	1.5	75	30	Undyed	36		SM-644
	3-0	2	75	30	Undyed	36		SM-643









X CUTTING





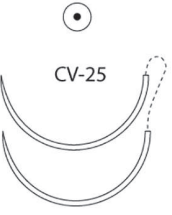
Needles Specifications	Size USP	EP	Length		Color	Units Per box	Comments	Reorder code
			cm	Inches				
DX-13 3/8 Circle 13.0 mm  DX-13 	5-0	1	45	18	Undyed	12	DermaX	XM-834
	4-0	1.5	45	18	Undyed	12	DermaX	XM-845
DX-16 3/8 Circle 16.0 mm  DX-16 	5-0	1	45	18	Undyed	12	DermaX	XM-822
	4-0	1.5	45	18	Undyed	12	DermaX	XM-823
DX-19 3/8 Circle 19.0 mm  DX-19 	5-0	1	45	18	Undyed	12	DermaX	XM-822
	4-0	1.5	45	18	Undyed	12	DermaX	XM-823

TAPER POINT

Needles Specifications	Size USP	EP	Length		Color	Units Per box	Comments	Reorder code
			cm	Inches				
CVF-21 1/2 Circle 12.0 mm  CVF-21 	5-0	1	45	18	Undyed	36	Surgalloy™	SM-432
	4-0	1.5	45	18	Undyed	36	Surgalloy™	SM-431
	4-0	1.5	75	30	Undyed	36	Surgalloy™	SM-434
CV-11 3/8 Circle 13.0 mm Double-arm  CV-11 	5-0	1	75	30	Violet	36	Surgalloy™	CM-126



TAPER POINT

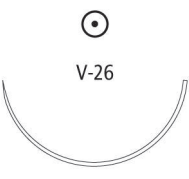
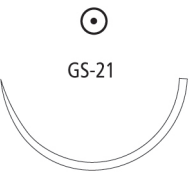
Needles Specifications	Size USP	EP	Length		Color	Units Per box	Comments	Reorder code
			cm	Inches				
CV-22 1/2 Circle 13.0 mm 	6-0	0.7	75	30	Violet	36	Surgalloy™	UM-986
	6-0	0.7	75	30	Undyed	36	Surgalloy™	UM-886
	5-0	1	75	30	Violet	36	Surgalloy™	GM-875
CV-23 1/2 Circle 17.0 mm 	6-0	0.7	75	30	Violet	36	Surgalloy™	UM-201
	5-0	1	75	30	Violet	36	Surgalloy™	UM-202
	5-0	1	75	30	Undyed	36	Surgalloy™	UM-213
	4-0	1.5	75	30	Undyed	36	Surgalloy™	UM-214
	4-0	1.5	75	30	Violet	36	Surgalloy™	UM-203
	3-0	2	75	30	Undyed	36	Surgalloy™	UM-215
	3-0	2	75	30	Violet	36	Surgalloy™	UM-204
CV-23 1/2 Circle 17.0 mm Double-arm 	3-0	2	75	30	Violet	36	Surgalloy™	CM-208
	4-0	1.5	75	30	Violet	36	Surgalloy™	UM-403
CV-25 1/2 Circle 22.0 mm 	4-0	1.5	5 × 45	18	Violet	12	D-Tach™	GM-34-M
	4-0	1.5	75	30	Violet	36	Surgalloy™	GM-181
	3-0	2	45	18	Violet	12	D-Tach™	GMJ33M
	3-0	2	75	30	Violet	36	Surgalloy™	GM-324
	2-0	3	75	30	Violet	36	Surgalloy™	GM-183
CV-25 1/2 Circle 22.0 mm Double-arm 	3-0	2	90	36	Violet	36	Surgalloy™	GM-282
	4-0	1.5	75	30	Violet	36	Surgalloy™	GM-281
	4-0	1.5	90	36	Violet	36	Surgalloy™	GM-291

TAPER POINT

Needles Specifications	Size		Length		Color	Units Per box	Comments	Reorder code
	USP	EP	cm	Inches				
V-20 1/2 Circle 26.0 mm 	4-0	1.5	75	30	Violet	36	Surgalloy™	GM-121
	4-0	1.5	75	30	Undyed	36	Surgalloy™	GM-321
	3-0	2	5 × 45	18	Undyed	12		GM-69-M
	3-0	2	75	30	Violet	36	Surgalloy™	GM-122
	3-0	2	5 × 75	30	Violet	12	D-Tach™	GM-67-M
	3-0	2	75	30	Undyed	36	Surgalloy™	GM-322
	2-0	3	75	30	Violet	36		GM-123
	2-0	3	75	30	Undyed	36		GM-323
	2-0	3	90	36	Violet	36		GM-125
V-20 1/2 Circle 26.0 mm Double-arm 	4-0	1.5	75	30	Violet	36	Surgalloy™	GM-421
	4-0	1.5	90	36	Violet	36	Surgalloy™	GM-432
	3-0	2	90	36	Violet	36	Surgalloy™	GM-332
GS-22 1/2 Circle 27.0 mm 	3-0	2	75	30	Violet	36		CM-882
	2-0	3	75	30	Violet	36		CM-883
	2-0	3	75	30	Undyed	36		CM-830
	0	3.5	75	30	Violet	36		CM-884
	0	3.5	75	30	Undyed	36		CM-831
	1	4	75	30	Violet	36		CM-832
V-30 1/2 Circle 30.0 mm 	3-0	2	75	30	Violet	36		GM-222
	2-0	3	75	30	Violet	36		GM-223
	2-0	3	90	36	Violet	36		GM-326
	0	3.5	90	36	Violet	36		GM-327



TAPER POINT

Needles Specifications	Size		Length		Color	Units Per box	Comments	Reorder code
	USP	EP	cm	Inches				
V-26 1/2 Circle 37.0 mm 	3-0	2	75	30	Undyed	36		GM-226
	2-0	3	75	30	Undyed	36		GM-227
GS-21 1/2 Circle 37.0 mm 	3-0	2	5 × 45	18	Violet	12	D-Tach™	CM-738-M
	3-0	2	75	30	Undyed	36		CM-842
	3-0	2	75	30	Violet	36		CM-810
	3-0	2	90	36	Violet	36		CM-922
	2-0	3	5 × 45	18	Violet	12	D-Tach™	CM-9M
	2-0	3	75	30	Undyed	36		CM-843
	2-0	3	75	30	Violet	36		CM-811
	2-0	3	90	36	Undyed	36		CM-953
	2-0	3	90	36	Violet	36		CM-923
	0	3.5	5 × 45	18	Undyed	12		CM-14-M
	0	3.5	5 × 45	18	Violet	12	D-Tach™	CM-10-M
	0	3.5	75	30	Undyed	36		CM-844
	0	3.5	75	30	Violet	36		CM-812
	0	3.5	90	36	Violet	36		CM-924
	0	3.5	90	36	Undyed	36		CM-954
	1	4	5 × 45	18	Violet	12	D-Tach™	CM-11-M
	1	4	75	30	Undyed	36		CM-845
	1	4	75	30	Violet	36		CM-813
	1	4	90	36	Violet	36		CM-925





TAPER POINT

Needles Specifications	Size		Length		Color	Units Per box	Comments	Reorder code
	USP	EP	cm	Inches				
GS-24 1/2 Circle 40.0 mm 	3-0	2	90	36	Undyed	36		CM-962
	2-0	3	75	30	Violet	36		CM-801
	0	3.5	90	36	Violet	36		CM-914
	0	3.5	90	36	Undyed	36		CM-964
	1	4	90	36	Violet	36		CM-966
GS-24 LOOP 1/2 Circle 40.0 mm 	0	3.5	150	60	Violet	12	Loop	CM-765-L
	1	4	150	60	Violet	12	Loop	CM-767-L
GS-25 1/2 Circle 48.0 mm 	2-0	3	90	36	Violet	36		CM-903
	0	3.5	90	36	Undyed	36		CM-974
	0	3.5	90	36	Violet	36		CM-904
	1	4	5×45	18	Violet	12	D-Tach™	CM-31-M
	1	4	90	36	Undyed	36		CM-975
	1	4	90	36	Violet	36		CM-905
GS-25 LOOP 1/2 Circle 48.0 mm 	0	3.5	150	60	Violet	12	Loop	CM-790L
	1	4	150	60	Violet	12	Loop	CM-776L
GS-26 LOOP 1/2 Circle 65.0 mm 	0	3.5	150	60	Violet	12	Loop	CM-779L
	1	4	240	96	Violet	12	Loop	CM-780L

TAPER POINT

Needles Specifications	Size	Length		Color	Units Per box	Comments	Reorder code	
		USP	EP					cm
GU-46 5/8 Circle 27.0 mm 	3-0	2	75	30	Violet	36	UM-879	
	2-0	3	75	30	Undyed	36	UM-978	
	2-0	3	75	30	Violet	36	UM-878	
	0	3.5	75	30	Violet	36	UM-877	
	0	3.5	75	30	Undyed	36	UM-977	
GU-46 - V - 20 5/8 Circle 27.0 mm 	2-0	3	75	30	Violet	36	Loop	CM-558
GU-45 5/8 Circle 37.0 mm 	2-0	3	75	30	Undyed	36	UM-345	
	2-0	3	75	30	Violet	36	UM-245	
GU-45 - GU-45 5/8 Circle 37.0 mm Double-arm (Not to scale) 	3-0	2	75	30	Violet	36	UM-243	
GU-44 5/8 Circle 40.0 mm 	0	3.5	75	30	Violet	36	UM-383	


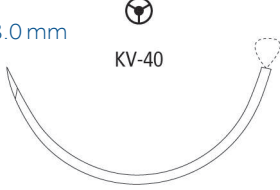


HEAVY TAPER POINT										
Needles Specifications			Size		Length		Color	Units Per box	Comments	Reorder code
			USP	EP	cm	Inches				
HGS-20 1/2 Circle 34.0 mm  HGS-20	0	3.5	5 × 45	18	Violet	12	D-Tach™	CM-90-M		
HGS-21 1/2 Circle 37.0 mm  HGS-21	0	3.5	75	30	Violet	36		CM-436		






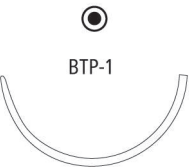


TAPERCUTTING

Needles Specifications	Size		Length		Color	Units Per box	Comments	Reorder code
	USP	EP	cm	Inches				
KV-34 1/2 Circle 37.0 mm  KV-34	2-0	3	75	30	Undyed	36		CM-827
KV-40 LOOP 1/2 Circle 48.0 mm  KV-40	1	4	150	60	Violet	12	Loop	CM-740L






BLUNT POINT

Needles Specifications	Size		Length		Color	Units Per box	Comments	Reorder code	
	USP	EP	cm	Inches					
BTV-20 1/2 Circle 26.0 mm 	3-0	2	75	30	Undyed	36		GMT-226	
BTP-1 1/2 Circle 37.0 mm 	3-0	2	90	36	Undyed	36		CMT-952	
		2-0	3	75	30	Violet	36	ProtectPoint™	CMT-811
		0	3.5	5 × 45	18	Violet	12	D-Tach™, ProtectPoint™	CMT-740-M
		0	3.5	75	30	Violet	36		CMT-812
		0	3.5	90	36	Undyed	36	ProtectPoint™	CMT-967
		1	4	5 × 45	18	Violet	12	D-Tach™, ProtectPoint™	CMT-741-M
BGS-24 1/2 Circle 40.0 mm 	1	4	90	36	Violet	36	ProtectPoint™	CM-951	
BGS-25 1/2 Circle 48.0 mm 	1	4	5 × 45	18	Violet	12	D-Tach™, ProtectPoint™	CM-949-M	





BLUNT POINT										
Needles Specifications	Size		Length		Color	Units Per box	Comments	Reorder code		
	USP	EP	cm	Inches						
BTP-X 1/2 Circle 48.0 mm  (Not to scale)	0	3.5	5 × 45	18	Violet	12	D-Tach™, ProtectPoint™	CMT-950-M		
	0	3.5	90	36	Undyed	36	ProtectPoint™	CMT-974		
	1	4	5 × 45	18	Violet	12	D-Tach™, ProtectPoint™	CMT-949-M		
BTP-X LOOP 1/2 Circle 48.0 mm  (Not to scale)	0	3.5	150	60	Violet	12	LOOP, ProtectPoint™	CMT-789-L		



MAXON™

Monofilament Absorbable Suture

Highest knot holding capacity versus competition.



- Long-term monofilament absorbable suture
- Unequalled strength during critical stages of healing*
- Six weeks of wound support
- Monofilament construction provides smooth passage through tissue, minimizing tissue drag and trauma
- Maxon™ looped sutures provide double strength of a single strand and can reduce closure time by 50%

Absorption

By Hydrolysis. Essentially complete within 6 months.

Tensile Strength

Approximately 80% of the original suture strength 1 week post implantation. Approximately 75% @ 2 weeks, 65% @ 3 weeks, 50% @ 4 weeks and 25% @ 6 weeks post-implant.

Packaging

Available in USP and E.P sizes 1 (4 Metric) through 7-0 (0.5 Metric).

Maxon™ sutures are dyed with D&C Green No. 6.

Maxon™ sutures are also available in clear (Undyed).

The sutures are supplied sterile, affixed to various needle types, using permanent needle attachment techniques.

Indications

Indicated for use as absorbable sutures in general soft tissue approximation and/or ligation, including use in pediatric cardiovascular tissue, where growth is expected to occur, and in peripheral vascular tissue. Maxon™ sutures are not indicated for use in adult cardiovascular tissue, ophthalmic surgery, microsurgery, and neural tissue.

Description

Maxon™ monofilament polyglyconate synthetic absorbable sutures are prepared from a copolymer of glycolic acid and trimethylene carbonate.

Indications

Maxon™ sutures are indicated for use as absorbable sutures in general soft tissue approximation and/or ligation, including use in pediatric cardiovascular tissue, where growth is expected to occur, and in peripheral vascular tissue. Maxon™ sutures are not indicated for use in adult cardiovascular tissue, ophthalmic surgery, microsurgery, and neural tissue.

Actions

Maxon™ synthetic absorbable sutures elicit a minimal acute inflammatory reaction in tissues, which is followed by gradual encapsulation of the suture by fibrous connective tissue. Progressive loss of tensile strength and eventual absorption of Maxon™ synthetic absorbable sutures occurs by means of hydrolysis where the suture is broken down and subsequently absorbed and metabolized by the body.

Tensile Strength

Studies indicate that tensile strength for Maxon™ sutures is approximately 80% of the original suture strength at one week post-implant. Approximately 75% of the original suture strength remains at two weeks, 65% at three weeks, 50% at four weeks and 25% at six weeks post-implant.

Sterilization

Ethylene oxide.

Absorbtion

Absorption of Maxon™ synthetic absorbable sutures is minimal until about the 60th day after implantation and is essentially complete within six months.

Packaging




Maxon™ sutures are available in USP and E.P sizes 1 (4 Metric) through 7–0 (0.5 Metric). Maxon™ sutures are dyed with D&C Green No. 6. Maxon™ sutures are also available in clear (Undyed). The sutures are supplied sterile, affixed to various needle types, using permanent needle attachment techniques. Please refer to the individual package IFUs for complete instructions, indications, contraindications, warnings and precautions.

Please refer to the individual package IFUs for complete instructions, indications, contraindications, warnings and precautions.






Maxon™

Maxon™ suture is a brand you have trusted for over 25 years with a history of improvements and performance

PRE-CUT								
Needles Specifications	Size		Length		Color	Units Per box	Comments	Reorder code
	USP	EP	cm	Inches				
	3-0	2	3×45	18	Green	36	Pre-cut	8886600741
	2-0	3	3×45	18	Green	36	Pre-cut	8886600751
	0	3.5	5×45	18	Green	12	Pre-cut	8886601563


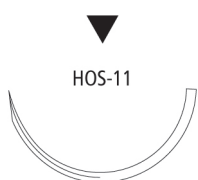
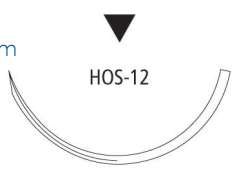
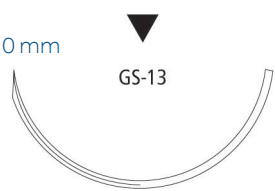
REVERSE CUTTING								
Needles Specifications	Size		Length		Color	Units Per box	Comments	Reorder code
	USP	EP	cm	Inches				
C-1 3/8 Circle 12.0 mm 	5-0	1	45	18	Green	36		8886660521
	4-0	1.5	45	18	Green	36		8886660531
C-12 3/8 Circle 16.0 mm 	4-0	1.5	75	30	Clear	36		8886611831
C-13 3/8 Circle 19.0 mm 	5-0	1	45	18	Clear	36		8886660821
	4-0	1.5	45	18	Clear	36		8886660831
	4-0	1.5	75	30	Green	36		8886663931
	4-0	1.5	75	30	Clear	36		8886661231
	3-0	2	45	18	Clear	36		8886660841
	3-0	2	75	30	Green	36		8886663941
	3-0	2	75	30	Clear	36		8886661241



REVERSE CUTTING										
Needles Specifications	Size		Length		Color	Units Per box	Comments	Reorder code		
	USP	EP	cm	Inches						
C-14 3/8 Circle 24.0 mm 	4-0	1.5	75	30	Clear	36		8886661831		
	3-0	2	75	30	Clear	36		8886661841		
	3-0	2	75	30	Green	36		8886664141		
	2-0	3	75	30	Green	36		8886664151		
	2-0	3	75	30	Clear	36		8886661851		
C-16 3/8 Circle 30.0 mm 	2-0	3	75	30	Clear	36		8886662651		
C-27 1/2 Circle 20.0 mm 	3-0	2	45	18	Green	36		8886605941		
GS-10 1/2 Circle 26.0 mm 	3-0	2	75	30	Clear	36		8886674441		
	2-0	3	5×45	18	Green	12	D-Tach™	CMM-435-MG		
	2-0	3	75	30	Green	36		8886674551		
	2-0	3	75	30	Clear	36		8886674451		
HOS-10 1/2 Circle 26.0 mm 	1	4	75	30	Green	36		88866751-71		










REVERSE CUTTING								
Needles Specifications	Size		Length		Color	Units Per box	Comments	Reorder code
	USP	EP	cm	Inches				
GS-11 1/2 Circle 37.0 mm 	2-0	3	75	30	Green	36		8886675551
	0	3.5	75	30	Green	36		8886675561
	1	4	75	30	Green	36		8886675571
HOS-11 1/2 Circle 37.0 mm 	1	4	75	30	Green	36		88866757-71
HOS-12 1/2 Circle 40.0 mm 	1	4	75	30	Green	36		8886678771
GS-13 1/2 Circle 48.0 mm 	1	4	90	36	Green	36		8886676971

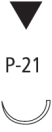




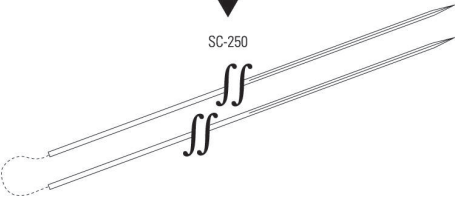


PREMIUM REVERSE CUTTING									
Needles Specifications	Size		Length		Color	Units Per box	Comments	Reorder code	
	USP	EP	cm	Inches					
P-10 3/8 Circle 11.0 mm 	6-0	0.7	45	18	Green	36	Surgalloy™	8886653311	
	6-0	0.7	45	18	Clear	36	Surgalloy™	8886653211	
	5-0	1	45	18	Clear	36	Surgalloy™	8886653221	
P-13 3/8 Circle 13.0 mm 	6-0	0.7	45	18	Clear	36	Surgalloy™	SMM-5516	
	5-0	1	45	18	Clear	36	Surgalloy™	SMM-5526	
	4-0	1.5	45	18	Clear	36	Surgalloy™	SMM-5536	
P-11 3/8 Circle 16.0 mm 	5-0	1	45	18	Clear	36	Surgalloy™	SMM-5221	
	4-0	1.5	45	18	Clear	36	Surgalloy™	SMM-5431	
P-12 3/8 Circle 19.0 mm 	5-0	1	45	18	Clear	36	Surgalloy™	SMM-5042	
	4-0	1.5	45	18	Clear	36	Surgalloy™	SMM-5043	
	4-0	1.5	45	18	Green	36	Surgalloy™	SMM-5033	
	4-0	1.5	75	30	Clear	36	Surgalloy™	SMM-5323	
	3-0	2	45	18	Clear	36	Surgalloy™	SMM-5044	
	3-0	2	75	30	Clear	36	Surgalloy™	8886663241	
P-14 3/8 Circle 24.0 mm 	3-0	2	45	18	Clear	36	Surgalloy™	SMM-5241	
	2-0	3	45	18	Clear	36		8886662451	

















PREMIUM REVERSE CUTTING									
Needles Specifications	Size		Length		Color	Units Per box	Comments	Reorder code	
	USP	EP	cm	Inches					
P-21 1/2 Circle 9.0 mm 	5-0	1	45	18	Clear	12		88866704-23	
P-24 1/2 Circle 16.0 mm 	4-0	1.5	45	18	Clear	36	Surgalloy™	SMM-5831	

CONVENTIONAL CUTTING									
Needles Specifications	Size		Length		Color	Units Per box	Comments	Reorder code	
	USP	EP	cm	Inches					
SC-2 Straight 60.0 mm 	4-0	1.5	75	30	Clear	36		8886690831	
	3-0	2	75	30	Clear	36		8886690841	
SC-250 Straight 254.0 mm Double-arm (Not to scale) 	2-0	3	75	30	Green	12		8886639053	







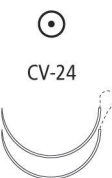




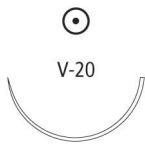
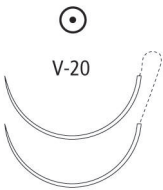

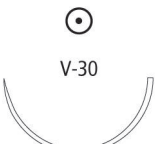
TAPER POINT									
Needles Specifications	Size	USP	EP	Length		Color	Units	Comments	Reorder code
				cm	Inches				
CV-1 3/8 Circle 9.0 mm Double-arm	 CV-1 	7-0	0.5	45	18	Green	36	Surgalloy™	8886614501
		7-0	0.5	60	24	Green	36	Surgalloy™	8886613901
		7-0	0.5	75	30	Green	36	Surgalloy™	8886612701
		6-0	0.7	60	24	Green	36	Surgalloy™	8886613911
		6-0	0.7	75	30	Green	36	Surgalloy™	8886612711
CV 3/8 Circle 11.0 mm Double-arm	 CV 	6-0	0.7	45	18	Green	36	Surgalloy™	8886611511
CV-11 3/8 Circle 13.0 mm	 CV-11 	6-0	0.7	75	30	Green	36	Surgalloy™	8886614811
		5-0	1	75	30	Green	36	Surgalloy™	8886614821
CV-11 3/8 Circle 13.0 mm Double-arm	 CV-11 	6-0	0.7	45	18	Green	36	Surgalloy™	8886612111
		6-0	0.7	60	24	Green	36	Surgalloy™	8886614711
		6-0	0.7	75	30	Green	36	Surgalloy™	8886612411
		5-0	1	4×60	24	Green	12	Surgalloy™	8886616523
		5-0	1	60	24	Green	36	Surgalloy™	8886614721
		5-0	1	75	30	Green	36	Surgalloy™	8886612421
		5-0	1	90	36	Green	36	Surgalloy™	8886612821
CV-15 3/8 Circle 17.0 mm	 CV-15 	4-0	1.5	75	30	Green	36		8886605731
CV-15 3/8 Circle 17.0 mm Double-arm	 CV-15 	5-0	1	75	30	Green	36	Surgalloy™	8886646221
		4-0	1.5	75	30	Green	36	Surgalloy™	8886646231



TAPER POINT


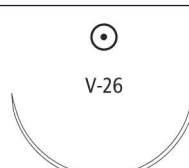

Needles Specifications	Size USP	EP	Length		Color	Units Per box	Comments	Reorder code
			cm	Inches				
CV-20 1/2 Circle 10.0 mm 	6-0	0.7	75	30	Green	36	Surgalloy™	8886600111
CV-22 1/2 Circle 13.0 mm 	6-0	0.7	75	30	Green	36	Surgalloy™	8886621311
	5-0	1	75	0	Green	36		8886621321
	4-0	1.5	5×45	18	Green	12	D-Tach™	8886620133
	4-0	1.5	75	30	Green	36	Surgalloy™	8886621331
CV-22 1/2 Circle 13.0 mm Double-arm 	6-0	0.7	75	30	Green	36	Surgalloy™	8886613211
	5-0	1	75	30	Green	36	Surgalloy™	8886612221
CV-23 1/2 Circle 17.0 mm 	5-0	1	75	30	Green	36	Surgalloy™	8886620721
	4-0	1.5	75	30	Green	36	Surgalloy™	8886620731
	3-0	2	75	30	Green	36	Surgalloy™	8886620741
CV-23 1/2 Circle 17.0 mm Double-arm 	5-0	1	75	30	Green	36	Surgalloy™	8886614921
	4-0	1.5	90	36	Green	36	Surgalloy™	8886613431
CV-24 1/2 Circle 20.0 mm 	5-0	1	75	30	Green	36		8886621721
	4-0	1.5	5×45	18	Green	12	D-Tach™	8886621933
	4-0	1.5	75	30	Green	36		8886621731
	3-0	2	5×45	18	Green	12	D-Tach™	8886621943
	3-0	2	75	30	Green	36		8886621741
CV-24 1/2 Circle 20.0 mm Double-arm 	4-0	1.5	90	36	Green	36		8886622131
	3-0	2	90	36	Green	36		8886603641



TAPER POINT									
Needles Specifications	Size		Length		Color	Units Per box	Comments	Reorder code	
	USP	EP	cm	Inches					
V-20 1/2 Circle 26.0 mm 	4-0	1.5	45	18	Green	12	D-Tach™	8886622933	
	4-0	1.5	5 × 75	30	Green	12	D-Tach™	8886603433	
	4-0	1.5	105	42	Green	36		8886614331	
	3-0	2	5 × 45	18	Green	12	D-Tach™	8886622943	
	3-0	2	75	30	Green	36	Surgalloy™	8886623341	
	3-0	2	75	30	Green	36		8886623341	
	3-0	2	75	30	Clear	36	Surgalloy™	8886623241	
	3-0	2	5 × 75	30	Green	12	D-Tach™	8886603443	
	2-0	3	5 × 45	18	Green	12	D-Tach™	8886622953	
	2-0	3	75	30	Green	36		8886623351	
	4-0	1.5	75	30	Green	36	Surgalloy™	8886623331	
V-20 1/2 Circle 26.0 mm Double-arm 	4-0	1.5	75	30	Green	36	Surgalloy™	8886623131	
	4-0	1.5	90	36	Green	36		8886623531	
	3-0	2	90	36	Green	36		8886623541	
GS-22 1/2 Circle 27.0 mm 	3-0	2	75	30	Green	36		8886624541	
	2-0	3	5 × 45	18	Green	12	D-Tach™	8886624753	
	2-0	3	75	30	Green	36		8886624551	
	0	3.5	75	30	Green	36		8886624561	
	1	4	75	30	Green	36		8886624571	
V-30 1/2 Circle 30.0 mm 	4-0	1.5	75	30	Green	36		8886626131	
	3-0	2	75	30	Green	36		8886626141	
	2-0	3	75	30	Green	36		8886626151	
	0	3.5	75	30	Green	36		8886626161	


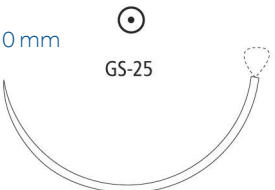

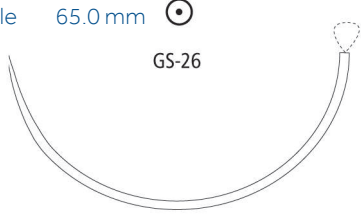
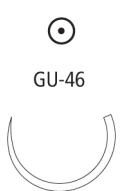
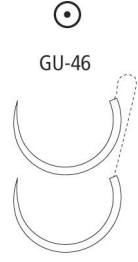




TAPER POINT								
Needles Specifications	Size		Length		Color	Units Per box	Comments	Reorder code
	USP	EP	cm	Inches				
GS-21 1/2 Circle 37.0 mm 	3-0	2	75	30	Green	36		8886626741
	2-0	3	5 × 45	18	Green	12	D-Tach™	8886627553
	2-0	3	75	30	Green	36		8886626751
	2-0	3	90	36	Green	36		8886626951
	2-0	3	150	60	Green	12		GMM-951
	0	3.5	5 × 45	18	Green	12	D-Tach™	8886627563
	0	3.5	75	30	Green	36		8886626761
	0	3.5	90	36	Green	36		8886626961
	1	4	5 × 45	18	Green	12	D-Tach™	8886627573
	1	4	75	30	Green	36		8886626771
	1	4	90	36	Green	36		8886626971
	V-26 1/2 Circle 37.0 mm 	3-0	2	75	30	Green	36	
2-0		3	75	30	Green	36		8886625751
0		3.5	75	30	Green	36		8886625761
GS-24 1/2 Circle 40.0 mm 	2-0	3	90	36	Green	36		8886628751
	0	3.5	75	30	Green	36		8886628561
	0	3.5	90	36	Green	36		8886628761
	1	4	75	30	Green	36		8886628571
	1	4	90	36	Green	36		8886628771
GS-24 LOOP 1/2 Circle 40.0 mm 	0	3.5	150	60	Green	12	Loop	GMM-563L
	1	4	150	60	Green	12	Loop	GMM573L

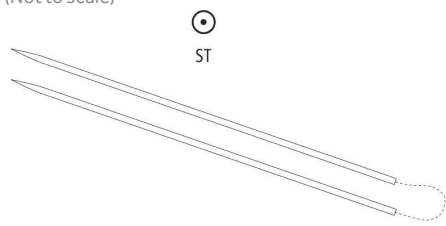







TAPER POINT										
Needles Specifications	Size		Length		Color	Units Per box	Comments	Reorder code		
	USP	EP	cm	Inches						
GS-25 1/2 Circle 48.0 mm 	0	3.5	5 × 45	18	Green	12	D-Tach™	8886631163		
	0	3.5	90	36	Green	36		8886630761		
	1	4	5 × 45	18	Green	12	D-Tach™	8886631173		
	1	4	90	36	Green	36		8886630771		
	1	4	150	60	Green	24		8886630972		
GS-25 LOOP 1/2 Circle 48.0 mm 	0	3.5	150	60	Green	12	Loop	GMM-634L		
	1	4	150	60	Green	12	Loop	GMM-632L		
GS-26 1/2 Circle 65.0 mm 	0	3.5	150	60	Green	24		8886631962		
	1	4	100	40	Green	36		8886632271		
	1	4	150	60	Green	24		8886631972		
GS-26 LOOP 1/2 Circle 65.0 mm 	0	3.5	150	60	Green	12	Loop	GMM-341L		
	0	3.5	240	96	Green	12	Loop	GMM-343L		
	1	4	240	96	Green	12	Loop	GMM-344L		
GU-46 5/8 Circle 27.0 mm 	2-0	3	75	30	Green	36		8886640351		
GU-46 5/8 Circle 27.0 mm Double-arm 	2-0	3	75	30	Green	36		8886640451		










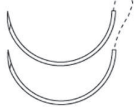






TAPER POINT								
Needles Specifications	Size		Length		Color	Units Per box	Comments	Reorder code
	USP	EP	cm	Inches				
ST Straight 60.0 mm Double-arm (Not to scale) 	3-0	2	75	30	Green	36		8886623741
	0	3.5	75	30	Green	36		8886623761

HEAVY TAPER POINT								
Needles Specifications	Size		Length		Color	Units Per box	Comments	Reorder code
	USP	EP	cm	Inches				
HGS-22 1/2 Circle 27.0 mm 	0	3.5	75	30	Green	36		8886624961
HGS-21 1/2 Circle 37.0 mm 	0	3.5	90	36	Green	36		8886633961
	1	4	90	36	Green	36		88866339-71
HGU-46 5/8 Circle 27.0 mm 	0	3.5	45	18	Green	36		8886645561
	0	3.5	75	30	Green	36		8886645661
	1	4	75	30	Green	36		8886641971


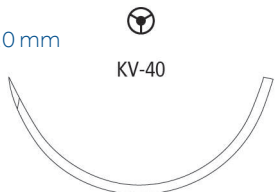
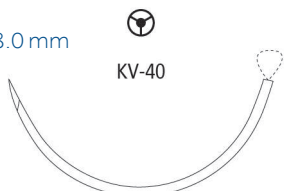


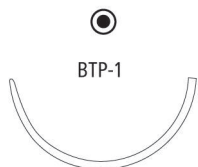


TAPERCUTTING											
Needles Specifications			Size		Length		Color	Units Per box	Comments	Reorder code	
			USP	EP	cm	Inches					
KV-1 3/8 Circle 9.0 mm		KV-1		6-0	0.7	75	30	Green	36	Surgalloy™	88866768-11
KV-11 3/8 Circle 13.0 mm		KV-11		6-0	0.7	75	30	Green	36	Surgalloy™	88866297-11
				5-0	1	75	30	Green	36	Surgalloy™	88866297-21
KV-11 3/8 Circle 13.0 mm Double-arm		KV-11		6-0	0.7	75	30	Green	36	Surgalloy™	88866288-11
				5-0	1	75	30	Green	36	Surgalloy™	88866288-21
KV-5 1/2 Circle 17.0 mm Double-arm		KV-5		4-0	1.5	90	36	Green	36	Surgalloy™	VMM-137
KV-7 1/2 Circle 26.0 mm		KV-7		2-0	3	75	30	Green	36		88866292-51
KV-34 1/2 Circle 37.0 mm		KV-34		0	3.5	90	36	Green	36		8886627761



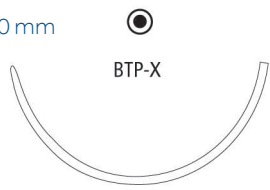





TAPERCUTTING										
Needles Specifications	Size		Length		Color	Units Per box	Comments	Reorder code		
	USP	EP	cm	Inches						
KV-37 LOOP 1/2 Circle 40.0 mm 	1	4	150	60	Green	12	Loop	GMM-873L		
KV-40 1/2 Circle 48.0 mm 	1	4	90	36	Green	36		8886629571		
KV-40 LOOP 1/2 Circle 48.0 mm 	0	3.5	150	60	Green	12	Loop	GMM-806L		
	1	4	150	60	Green	12	Loop	GMM-807L		

BLUNT POINT										
Needles Specifications	Size		Length		Color	Units Per box	Comments	Reorder code		
	USP	EP	cm	Inches						
BTP-1 1/2 Circle 37.0 mm 	2-0	3	90	36	Green	36	ProtectPoint™	GMMT-951		
	0	3.5	5 × 45	18	Green	12	D-Tach™, ProtectPoint™	GMMT-563-MG		
	0	3.5	90	36	Green	36	ProtectPoint™	GMMT-961		




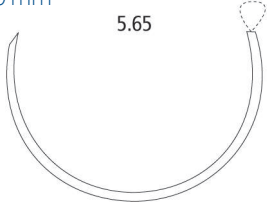


BLUNT POINT										
Needles Specifications	Size		Length		Color	Units Per box	Comments	Reorder code		
	USP	EP	cm	Inches						
BTP-X 1/2 Circle 48.0 mm 	0	3.5	5 × 45	18	Green	12	D-Tach™, ProtectPoint™	GGMT-541-MG		
	1	4	5 × 45	18	Green	12	D-Tach™, ProtectPoint™	GGMT-540-MG		
BTP-X LOOP 1/2 Circle 48.0 mm 	0	3.5	150	60	Green	12	Loop, ProtectPoint™	GGMT-89L		
	1	4	150	60	Green	12	Loop, ProtectPoint™	GGMT-90L		
BGS-25 1/2 Circle 48.0 mm 	0	3.5	90	36	Green	12	ProtectPoint™	8886606163		
	1	4	90	36	Green	12	ProtectPoint™	8886606173		
BGS-29 1/2 Circle 63.0 mm 	1	4	150	60	Green	12	ProtectPoint™	8886606773		







MULTIPURPOSE

Needles Specifications	Size		Length		Color	Units Per box	Comments	Reorder code
	USP	EP	cm	Inches				
5.65 LOOP 5/8 Circle 65.0 mm  5.65 	0	3.5	150	60	Green	12	Loop	GMM-496L
	1	4	180	72	Green	12	Loop	GMM-497L

SPATULA

Needles Specifications	Size		Length		Color	Units Per box	Comments	Reorder code
	USP	EP	cm	Inches				
DGE-6 3/8 Circle 8.0 mm  DGE-6 	7-0	0.5	45	18	Green	36		8886662801





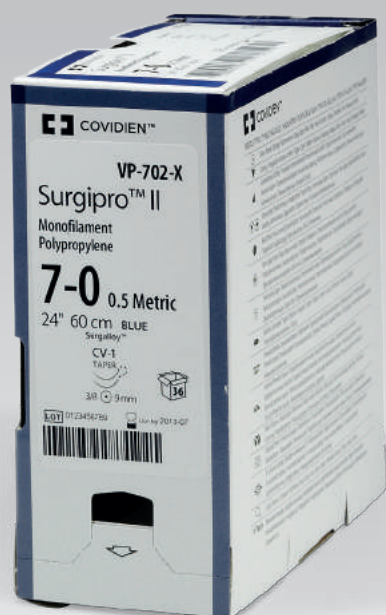
Maxon™ and Maxon™ CV



SURGIPRO™ II

Monofilament Polypropylene

Meeting the demands in cardiovascular surgery.



Used for cardiovascular and peripheral vascular procedures

Surgipro™ II suture is a brand you have trusted for many years with several product innovations. Our history of innovation and experience provides you with consistent and reliable outcomes. With us, your patient's life can be safe and secure.

Suture Performance

The continuous improvement in handling characteristics ensures ease of use.

Tensile Strength

Surgipro™ and Surgipro™ II polypropylene sutures are not absorbed, nor is any significant change in strength retention known to occur in vivo.

Packaging

Available in sizes 1 (4 Metric), through 6–0 (0.7 Metric).

Surgipro™ II sutures are available in sizes 3–0 (2 Metric) through 8–0 (0.4 Metric). The sutures are supplied sterile; affixed to various types of needles, using both permanent needle attachment techniques.

Surgipro™ and Surgipro™ II polypropylene sutures are also available with PTFE (polytetrafluorethylene) Pledgets for use as a pad between the suture area and the tissue surface to increase the load bearing area.

Surgipro™ polypropylene sutures are available in presentations containing Bead and Collar components to anchor the ends of the suture for subcuticular closure or for use as tendon sutures.

Indicated for use in general soft tissue approximation and/or ligation, including use in cardiovascular, ophthalmic, and neural tissue.

Indicated for use in soft tissue approximation of the skin, mucosa and conjunctiva, where only 7–10 days of wound support is required, but not for use in ligation, cardiovascular or neurological tissue.

Indications

Surgipro™ and Surgipro™ II polypropylene sutures are indicated for use in general soft tissue approximation and/or ligation, including use in cardiovascular, ophthalmic, and neural tissue.

Description

Surgipro™ and Surgipro™ II monofilament sutures (pigmented) are inert, nonabsorbable, sterile sutures composed of an isotactic crystalline stereoisomer of polypropylene (a synthetic linear polyolefin) and polyethylene.

Indications

Surgipro™ and Surgipro™ II polypropylene sutures are indicated for use in general soft tissue approximation and/or ligation, including use in cardiovascular, ophthalmic, and neural tissue.

Actions

Surgipro™ and Surgipro™ II polypropylene sutures elicit a minimal acute inflammatory reaction in tissues, which is followed by gradual encapsulation of the suture by fibrous connective tissue.

Tensile Strength

Surgipro™ and Surgipro™ II polypropylene sutures are not absorbed, nor is any significant change in strength retention known to occur in vivo.

Sterilization

Ethylene oxide.




Packaging

Surgipro™ II polypropylene sutures are available either undyed (clear) or dyed with Copper Phthalocyanine Blue. Surgipro™ sutures are available in sizes 1 (4 Metric), through 6-0 (0.7 Metric). Surgipro™ II sutures are available in sizes 3-0 (2 Metric) through 8-0 (0.4 Metric). The sutures are supplied sterile; affixed to various types of needles, using both permanent needle attachment techniques. Surgipro™ and Surgipro™ II polypropylene sutures are also available with PTFE (polytetrafluorethylene) Pledgets for use as a pad between the suture area and the tissue surface to increase the load bearing area. Surgipro™ polypropylene sutures are available in presentations containing Bead and Collar components to anchor the ends of the suture for subcuticular closure or for use as tendon sutures.




Please refer to the individual package IFUs for complete instructions, indications, contraindications, warnings and precautions.

Surgipro™ / Surgipro™ II

Surgipro™ / Surgipro™ II suture is a brand you have trusted for many years with several product innovations.


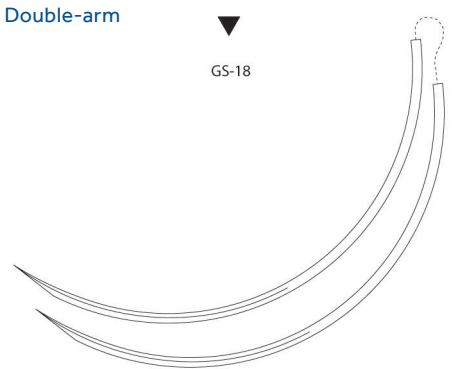

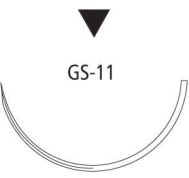
REVERSE CUTTING								
Needles Specifications	Size		Length		Color	Units Per box	Comments	Reorder code
	USP	EP	cm	Inches				
C-12 3/8 Circle 16.0 mm 	6-0	0.7	45	18	Blue	12		SP-660G
	6-0	0.7	45	18	Blue	36		SP-660
	5-0	1	45	18	Blue	12		SP-559G
	4-0	1.5	75	30	Blue	36		SP-631
C-13 3/8 Circle 19.0 mm 	5-0	1	45	18	Blue	36		SP-661
	5-0	1	45	18	Blue	12		SP-661G
	4-0	1.5	45	18	Blue	36		SP-683
	4-0	1.5	45	18	Blue	12		SP-683G
	3-0	2	45	18	Blue	12		SP-665G
	3-0	2	45	18	Blue	36		SP-665
	3-0	2	75	30	Blue	36		SP-655
C-14 3/8 Circle 24.0 mm 	4-0	1.5	45	18	Blue	36		SP-629
	3-0	2	45	18	Blue	36		SP-684
	3-0	2	45	18	Blue	12		SP-684G



REVERSE CUTTING										
Needles Specifications	Size		Length		Color	Units Per box	Comments	Reorder code		
	USP	EP	cm	Inches						
C-15 3/8 Circle 26.0 mm 	2-0	3	45	18	Blue	12		SP-868G		
	2-0	3	45	18	Blue	36		SP-868		
	2-0	3	75	30	Blue	36		SP-685		
C-16 3/8 Circle 30.0 mm 	4-0	1.5	75	30	Blue	36	Nupack	SP-670		
	3-0	2	75	30	Blue	36		SP-675		
C-18 3/8 Circle 35.0 mm 	3-0	2	75	30	Blue	12	2 beads & 2 collars	SP-624-BC		
C-17 3/8 Circle 39.0 mm 	3-0	2	75	30	Blue	36		SP-649		
	2-0	3	75	30	Blue	36		SP-689		
	0	3.5	75	30	Blue	36		SP-690		









REVERSE CUTTING									
Needles Specifications	Size		Length		Color	Units Per box	Comments	Reorder code	
	USP	EP	cm	Inches					
GS-18 3/8 Circle 77.0 mm 	2	5	75	30	Blue	24		CP-460	
GS-18 3/8 Circle 77.0 mm Double-arm 	2	5	3 × 60	24	Blue	12	Long pack	3-CP-360	
GS-10 1/2 Circle 26.0 mm 	2-0	3	75	30	Blue	36		CP-443	
GS-11 1/2 Circle 37.0 mm 	2-0	3	75	30	Blue	36		CP-453	


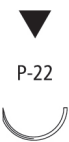




PREMIUM REVERSE CUTTING									
Needles Specifications	Size		Length		Color	Units Per box	Comments	Reorder code	
	USP	EP	cm	Inches					
P-10 3/8 Circle 11.0 mm 	7-0	0.5	45	18	Blue	12	Surgalloy™	SP-1696G	
	7-0	0.5	45	18	Blue	36	Surgalloy™	SP-1696	
	6-0	0.7	45	18	Blue	36	Surgalloy™	SP-1697	
	6-0	0.7	45	18	Clear	36	Surgalloy™	SP-1606	
	6-0	0.7	45	18	Blue	12	Surgalloy™	SP-5697G	
	5-0	1	45	18	Blue	12	Surgalloy™	SP-2698G	
P-13 3/8 Circle 13.0 mm 	6-0	0.7	45	18	Blue	12	Surgalloy™	SP-5695-G	
	6-0	0.7	45	18	Blue	36	Surgalloy™	SP-5695	
	5-0	1	45	18	Blue	12	Surgalloy™	SP-5698-G	
	5-0	1	45	18	Blue	36	Surgalloy™	SP-5698	
	4-0	1.5	45	18	Blue	12	Surgalloy™	SP-5699G	
	4-0	1.5	45	18	Blue	36	Surgalloy™	SP-5699	
P-11 3/8 Circle 16.0 mm 	6-0	0.7	45	18	Blue	12	Surgalloy™	SP-5680G	
	5-0	1	45	18	Blue	12	Surgalloy™	SP-5681G	
	5-0	1	45	18	Blue	36	Surgalloy™	SP-5681	
	4-0	1.5	45	18	Blue	12	Surgalloy™	SP-5692G	
	3-0	2	45	18	Blue	12	Surgalloy™	SP-1693G	
P-12 3/8 Circle 19.0 mm 	5-0	1	45	18	Blue	12	Surgalloy™	SP-5686G	
	5-0	1	45	18	Blue	36	Surgalloy™	SP-5686	
	4-0	1.5	45	18	Blue	12	Surgalloy™	SP-5682G	
	4-0	1.5	45	18	Blue	36	Surgalloy™	SP-5682	
	3-0	2	45	18	Blue	36	Surgalloy™	SP-5687	
	3-0	2	45	18	Blue	12	Surgalloy™	SP-5687G	
	3-0	2	75	30	Blue	36		SP-5587	




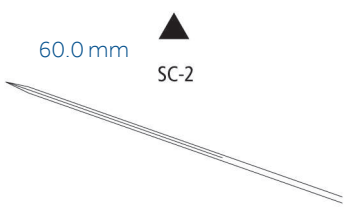




PREMIUM REVERSE CUTTING										
Needles Specifications	Size		Length		Color	Units Per box	Comments	Reorder code		
	USP	EP	cm	Inches						
P-14 3/8 Circle 24.0 mm 	3-0	2	45	18	Blue	12	Surgalloy™	SP-5663G		
	3-0	2	75	30	Blue	36		SP-5563		
P-22 1/2 Circle 13.0 mm 	4-0	1.5	45	18	Blue	12	Surgalloy™	SP-8656G		









CONVENTIONAL CUTTING										
Needles Specifications	Size		Length		Color	Units Per box	Comments	Reorder code		
	USP	EP	cm	Inches						
PC-13 3/8 Circle 11.0 mm 	6-0	0.7	45	18	Blue	36		SP-1617		
	5-0	1	45	18	Blue	36		SP-1618		
PC-11 3/8 Circle 16.0 mm 	6-0	0.7	45	18	Blue	36		SP-1636		
	5-0	1	45	18	Blue	36	Surgalloy™	SP-1635		
	4-0	1.5	45	18	Blue	36		SP-1634		
PC-12 3/8 Circle 19.0 mm 	4-0	1.5	45	18	Blue	36		SP-1644		
	3-0	2	45	18	Blue	36		SP-1643		
SC-2 Straight 60.0 mm 	4-0	1.5	75	30	Blue	36		SP-621		
	3-0	2	75	30	Blue	36		SP-622		
	3-0	2	75	30	Blue	24	2 beads and 2 collars	SP-622-BC		
	2-0	3	75	30	Blue	24	2 beads and 2 collars	SP-623-BC		
	2-0	3	75	30	Blue	36		SP-623		











TAPER POINT										
Needles Specifications	Size		Length		Color	Units Per box	Comments	Reorder code		
	USP	EP	cm	Inches						
MV-70-3 3/8 Circle 4.0 mm 	10-0	0.2	13	5	Blue	12	Surgalloy™	P-2790G		
MV-100-4 3/8 Circle 5.0 mm 	10-0	0.2	13	5	Blue	12	Surgalloy™	P-2794G		
MV-100-4 3/8 Circle 5.0 mm Double-arm 	10-0	0.2	5	30	Blue	12	Surgalloy™	P-2795G		
MV-135-5 3/8 Circle 6.0 mm Double-arm 	8-0	0.4	45	18	Blue	36	Surgalloy™	VP-900-X		
	8-0	0.4	5 × 45	18	Blue	12	Surgalloy™, LONG PACK	VP-901-MX		
	8-0	0.4	2 × 45	18	Blue	12	Surgalloy™, LONG PACK	VP-900-MX		
	8-0	0.4	60	24	Blue	36	Surgalloy™	VP-902-X		
	8-0	0.4	5 × 60	24	Blue	12	Surgalloy™, LONG PACK	VP-903-MX		
	8-0	0.4	2 × 60	24	Blue	12	Surgalloy™, LONG PACK	VP-902-MX		
	8-0	0.4	75	30	Blue	12	Surgalloy™, LONG PACK	VP-973-X		
	7-0	0.5	60	24	Blue	36	Surgalloy™	VP-904-X		
	7-0	0.5	2 × 60	24	Blue	12	Surgalloy™, LONG PACK	VP-904-MX		







TAPER POINT									
Needles Specifications	Size	EP	Length		Color	Units	Comments	Reorder code	
			USP	cm					
MVF-135-5 3/8 Circle 6.0 mm Double-arm	 MV-135-5 	8-0	0.4	2 × 60	24	Blue	12	Surgalloy™, LONG PACK	VP-209MX
MV-175-8 3/8 Circle 8.0 mm Double-arm	 MV-175-8 	8-0	0.4	45	18	Blue	36	Surgalloy™	VP-744-X
		8-0	0.4	2 × 45	18	Blue	12	Surgalloy™, LONG PACK	VP-744-MX
		8-0	0.4	60	24	Blue	36	Surgalloy™	VP-745-X
		8-0	0.4	2 × 60	24	Blue	12	Surgalloy™, LONG PACK	VP-743-MX
		8-0	0.4	2 × 75	30	Blue	12	Surgalloy™, LONG PACK	VP-753-MX
		7-0	0.5	2 × 45	18	Blue	12	LONG PACK	VP-736-M
		7-0	0.5	45	18	Blue	36	Surgalloy™	VP-628
		7-0	0.5	5 × 45	18	Blue	12	Surgalloy™, LONG PACK	VP-734-MX
		7-0	0.5	60	24	Blue	36	Surgalloy™	VP-735-X
		7-0	0.5	2 × 60	24	Blue	12	Surgalloy™, LONG PACK	VP-737-MX
		7-0	0.5	5 × 60	24	Blue	12	Surgalloy™, LONG PACK	VP-735-MX
		7-0	0.5	75	30	Blue	36	Surgalloy™	VP-747-X
		7-0	0.5	2 × 75	30	Blue	12	Surgalloy™, LONG PACK	VP-747-MX
MVF-175-8 3/8 Circle 8.0 mm Double-arm	 MVF-175-8 	8-0	0.4	60	24	Blue	12		VPF-738-MX
		7-0	0.5	60	24	Blue	36	Surgalloy™	VPF-735-X






TAPER POINT									
Needles Specifications	Size	USP	EP	Length		Color	Units	Comments	Reorder code
				cm	Inches				
CV-351 3/8 Circle 8.0 mm Double-arm	 CV-351	8-0	0.4	60	24	Blue	36	Cardioint™	VP-738-X
		8-0	0.4	2×60	24	Blue	12	Cardioint™, LONG PACK	VP-738-MX
		7-0	0.5	60	24	Blue	36	Cardioint™	VP-630-X
		6-0	0.7	60	24	Blue	36	Cardioint™	VP-631-X
CVF-1 3/8 Circle 9.0 mm Double-arm	 CVF-1	7-0	0.5	60	24	Blue	12	Surgalloy™, LONG PACK	VP-102-MX
		7-0	0.5	60	24	Blue	36	Surgalloy™, NUPACK™	VPF-702-X
		7-0	0.5	75	30	Blue	36	Surgalloy™, NUPACK™	VPF-713-X
		6-0	0.7	60	24	Blue	36	Surgalloy™, NUPACK™	VPF-703-X
		6-0	0.7	75	30	Blue	36	Surgalloy™, NUPACK™	VPF-709-X




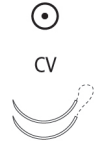



TAPER POINT

Needles Specifications	Size		Length		Color	Units Per box	Comments	Reorder code
	USP	EP	cm	Inches				
CV-1 3/8 Circle 9.0 mm 	7-0	0.5	5 × 45	18	Blue	36	Surgalloy™, NUPACK™	VP-701-X
	7-0	0.5	45	18	Blue	12	Surgalloy™, LONG PACK	VP-701-MX
	7-0	0.5	60	24	Blue	36	Surgalloy™, NUPACK™	VP-702-X
	7-0	0.5	5 × 60	24	Blue	12	Surgalloy™, LONG PACK	VP-702-MX
	7-0	0.5	75	30	Blue	36	Surgalloy™, NUPACK™	VP-713-X
	7-0	0.5	5 × 75	30	Blue	12	Surgalloy™, LONG PACK	VP-713-MX
	6-0	0.7	45	18	Blue	36	Surgalloy™, NUPACK™	VP-746-X
	6-0	0.7	2 × 45	18	Blue	12	Surgalloy™, LONG PACK	VP-746-MX
	6-0	0.7	60	24	Blue	36	Surgalloy™, NUPACK™	VP-703-X
	6-0	0.7	60	24	Blue	12	Surgalloy™, LONG PACK	VP-703-MX
	6-0	0.7	75	30	Blue	12	Surgalloy™, LONG PACK	VP-709-MX
	6-0	0.7	75	30	Blue	36	Surgalloy™, NUPACK™	VP-709-X
	6-0	0.7	90	36	Blue	36	Surgalloy™, NUPACK™	VP-365-X
	CV-1 OPTIVIS 3/8 Circle 9.0 mm Double-arm	7-0	0.5	60	24	Blue	36	Optivis™
7-0		0.5	5 × 60	24	Blue	12	Optivis™, LONG PACK	VP-72-MX
7-0		0.5	75	30	Blue	12	Optivis™, LONG PACK	VP-37-MX
6-0		0.7	60	24	Blue	36	Optivis™, NUPACK™	VP-73-X
6-0		0.7	5 × 60	24	Blue	12	Optivis™, LONG PACK	VP-73-MX







TAPER POINT									
Needles Specifications	Size	EP	Length		Color	Units	Comments	Reorder code	
			USP						
MV-175-9 3/8 Circle 10.0 mm Double-arm		8-0	0.4	60	24	Blue	36	Surgalloy™	VP-763-X
		7-0	0.5	5 × 75	30	Blue	12	Surgalloy™, LONG PACK	VP-875-MX
		7-0	0.5	75	30	Blue	36	Surgalloy™	VP-875-X
CV 3/8 Circle 11.0 mm Double-arm		6-0	0.7	60	24	Blue	36	Optivis™, NUPACK™	VP-74-X
		6-0	0.7	75	30	Blue	36	Surgalloy™, NUPACK	VP-776-X
CVF 3/8 Circle 11.0 mm Double-arm		6-0	0.7	75	30	Blue	36	Surgalloy™, NUPACK	VPF-776-X





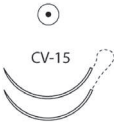
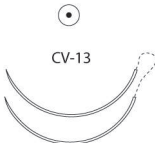



TAPER POINT




Needles Specifications	Size		Length		Color	Units Per box	Comments	Reorder code
	USP	EP	cm	Inches				
CV-11 3/8 Circle 13.0 mm Double-arm 	7-0	0.5	45	18	Blue	36	Surgalloy™, NUPACK™	VP-800-X
	7-0	0.5	60	24	Blue	36	Surgalloy™, NUPACK™	VP-727-X
	7-0	0.5	75	30	Blue	36	Surgalloy™, NUPACK™	VP-812-X
	6-0	0.7	45	18	Blue	36	Optivis™, NUPACK™	VP-78-X
	6-0	0.7	45	18	Blue	36	Surgalloy™, NUPACK™	VP-718-X
	6-0	0.7	5 × 45	18	Blue	12	Surgalloy™, LONG PACK	VP-718-MX
	6-0	0.7	60	24	Blue	36	Surgalloy™, NUPACK™	VP-726-X
	6-0	0.7	5 × 60	24	Blue	12	Surgalloy™, LONG PACK	VP-726-MX
	6-0	0.7	75	30	Blue	36	Optivis™, NUPACK™	VP-76-X
	6-0	0.7	75	30	Blue	36	Surgalloy™, NUPACK™	VP-706-X
	6-0	0.7	5 × 75	30	Blue	12	Optivis™, LONG PACK	VP-76-MX
	6-0	0.7	5 × 75	30	Blue	12	Surgalloy™, LONG PACK	VP-706-MX
	6-0	0.7	90	36	Blue	36	Surgalloy™, NUPACK™	VP-363-X
	5-0	1	45	18	Blue	36	Surgalloy™, NUPACK™	VP-719-X
	5-0	1	45	18	Blue	12	Surgalloy™, LONG PACK	VP-719-MX
	5-0	1	60	24	Blue	36	Optivis™	VP-75-X
	5-0	1	60	24	Blue	36	Surgalloy™, NUPACK™	VP-725-X
	5-0	1	5 × 60	24	Blue	12	Surgalloy™, LONG PACK	VP-725-MX
CV-11 3/8 Circle 13.0 mm 	4-0	1.5	75	30	Blue	36	Surgalloy™	VP-891
	6-0	0.7	75	30	Blue	36	Surgalloy™	VP-889-X
	5-0	1	75	30	Blue	36	Surgalloy™	VP-890-X








TAPER POINT

Needles Specifications	Size	Length		Color	Units	Comments	Reorder code	
		USP	EP					cm
CVF-11 3/8 Circle 13.0 mm Double-arm 	6-0	0.7	60	24	Blue	36	NUPACK	VPF-726-X
	6-0	0.7	60	24	Blue	12	Surgalloy™, LONG PACK	VP-126-MX
	6-0	0.7	75	30	Blue	36	Surgalloy™, NUPACK	VPF-706-X
	5-0	1	90	36	Blue	36	Surgalloy™	VPF-720-X
	5-0	1	90	36	Blue	12	Surgalloy™, LONG PACK	VP-120-MX
CV-15 3/8 Circle 17.0 mm 	4-0	1.5	75	30	Blue	36	Surgalloy™	VP-881-X
CV-15 3/8 Circle 17.0 mm Double-arm 	5-0	1	75	30	Blue	36	Surgalloy™	VP-570X
	5-0	1	90	36	Blue	36	Surgalloy™, NUPACK	VP-580-X
	4-0	1.5	60	24	Blue	36	Surgalloy™	VP-584-X
	4-0	1.5	90	36	Blue	36	3 mm x 7 mm FIRM	VP-582-X
	4-0	1.5	90	36	Blue	36	Surgalloy™	VP-581-X
	4-0	1.5	120	48	Blue	36	Surgalloy™	VP-583-X
CV-13 3/8 Circle 22.0 mm Double-arm 	3-0	2	90	36	Blue	36	Surgalloy™	VP-585-X
	4-0	1.5	75	30	Blue	36	Surgalloy™	VP-841-X
	4-0	1.5	90	36	Blue	36	Surgalloy™	VP-851-X
	3-0	2	90	36	Blue	36	Surgalloy™	VP-532-X
CV-20 1/2 Circle 10.0 mm Double-arm 	2-0	3	90	36	Blue	36		VP-533
	7-0	0.5	60	24	Blue	36	Surgalloy™, NUPACK™	VP-772-X
	6-0	0.7	60	24	Blue	36	Surgalloy™, NUPACK™	VP-754-X
	5-0	1	60	24	Blue	36	Surgalloy™, NUPACK™	VP-755-X

TAPER POINT



Needles Specifications	Size		Length		Color	Units Per box	Comments	Reorder code
	USP	EP	cm	Inches				
CV-22 1/2 Circle 13.0 mm Double-arm 	6-0	0.7	45	18	Blue	36	Surgalloy™, NUPACK™	VP-714-X
	6-0	0.7	60	24	Blue	36	Surgalloy™, NUPACK™	VP-711-X
	6-0	0.7	5 × 75	30	Blue	12	Surgalloy™, LONG PACK	VP-733-MX
	6-0	0.7	75	30	Blue	36	Surgalloy™, NUPACK	VP-733-X
	5-0	1	45	18	Blue	36	Surgalloy™, NUPACK™	VP-715-X
	5-0	1	60	24	Blue	36	Surgalloy™, NUPACK™	VP-205-X
	5-0	1	5 × 75	30	Blue	12	Surgalloy™, LONG PACK	VP-710-MX
	5-0	1	75	30	Blue	36	Surgalloy™, NUPACK	VP-710-X
	4-0	1.5	60	24	Blue	36	Surgalloy™	VP-204-X
CV-23 1/2 Circle 17.0 mm 	5-0	1	75	30	Blue	36	Surgalloy™, NUPACK	VP-870-X
	4-0	1.5	75	30	Blue	36	Surgalloy™	VP-871-X
	3-0	2	75	30	Blue	36	Surgalloy™	VP-872-X
CV-23 1/2 Circle 17.0 mm Double-arm 	6-0	0.7	90	36	Blue	36	Surgalloy™, NUPACK	VP-555X
	5-0	1	90	36	Blue	36	Surgalloy™, NUPACK	VP-556X
	5-0	1	90	36	Blue	36	Optivis™	VP-660-X
	5-0	1	60	24	Blue	36	Surgalloy™, NUPACK™	VP-566X
	5-0	1	5 × 90	36	Blue	12	Surgalloy™, LONG PACK	VP-556MX
	4-0	1.5	45	18	Blue	36	Surgalloy™	VP-757-X
	4-0	1.5	90	36	Blue	36	Pledgets 3 mm × 7 mm FIRM	VPP-557-X
	4-0	1.5	90	36	Blue	36	Surgalloy™	VP-557X



TAPER POINT										
Needles Specifications	Size	Length	Color	Units	Comments	Reorder code	Size		Length	
							USP	EP	cm	Inches
CV-337 1/2 Circle 10.0 mm Double-arm 	6-0	60	Blue	36	Cardiopoint™	VP-854-X	0.7	24		
							24			
CVF-21 1/2 Circle 12.0 mm Double-arm 	4-0	60	Blue	36	Surgalloy™	VPF-610-X	1.5	24		
							24			
CVF-22 1/2 Circle 13.0 mm Double-arm 	6-0	75	Blue	36	Surgalloy™, NUPACK	VPF-733-X	0.7	30		
							30			
							1	30		
CVF-22 1/2 Circle 13.0 mm Double-arm 	5-0	75	Blue	36	Surgalloy™, NUPACK	VPF-710-X	1	30		
							30			
							1	36		
CVF-22 1/2 Circle 13.0 mm Double-arm 	5-0	90	Blue	36	Surgalloy™, NUPACK	VPF-711-X	1	36		
							36			
							36			











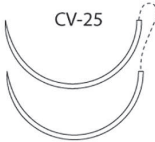





TAPER POINT									
Needles Specifications	Size USP	EP	Length		Color	Units Per box	Comments	Reorder code	
			cm	Inches					
CVL Cardio curve 11.0 mm Double-arm	7-0	0.5	2 x 60	24	Blue	12	Optivis™	VP-652-MX	 CVL 





TAPER POINT										
Needles Specifications			Size		Length		Color	Units Per box	Comments	Reorder code
			USP	EP	cm	Inches				
CV-23 1/2 Circle 17.0 mm 	 CV-23	3-0	2	75	30	Blue	36	Surgalloy™	VP-872-X	
		4-0	1.5	120	48	Blue	36	Surgalloy™	X-1252	
		5-0	1	75	30	Blue	36	Surgalloy™	VP-870-X	
		4-0	1.5	75	30	Blue	36	Surgalloy™	VP-871-X	
CV-23 1/2 Circle 17.0 mm Double-arm 	 CV-23	4-0	1.5	5×90	36	Blue	12	Surgalloy™, LONG PACK	VP-557MX	
		3-0	2	90	36	Blue	36	Surgalloy™	VP-558X	
		2-0	3	90	36	Blue	36		VP-559-X	
CVF-23 1/2 Circle 17.0 mm Double-arm 	 CVF-23	4-0	1.5	90	36	Blue	36	Surgalloy™	VPF-557-X	
CV-24 1/2 Circle 20.0 mm Double-arm 	 CV-24	4-0	1.5	90	36	Blue	36		VP-331X	
CV-25 1/2 Circle 22.0 mm 	 CV-25	4-0	1.5	75	30	Blue	36	Surgalloy™	VP-771-X	
CV-25 1/2 Circle 22.0 mm Double-arm 	 CV-25	4-0	1.5	90	36	Blue	36	Surgalloy™	VP-761-X	
		4-0	1.5	5×90	36	Blue	12	Surgalloy™, LONG PACK	VP-761-MX	
		3-0	2	75	30	Blue	36	Surgalloy™	VP-760-X	
		3-0	2	90	36	Blue	36	Surgalloy™	VP-762-X	





TAPER POINT									
V-20 1/2 Circle 26.0 mm 	4-0	1.5	75	30	Blue	36	Surgalloy™	VP-831X	
	3-0	2	75	30	Blue	36	Surgalloy™	VP-832X	
	2-0	3	75	30	Blue	36	Surgalloy™	VP-833	
	0	3.5	75	30	Blue	36	Surgalloy™	VP-834	
V-20 1/2 Circle 26.0 mm Double-arm 	5-0	1	75	30	Blue	36	Surgalloy™, NUPACK	VP-510X	
	5-0	1	90	36	Blue	36	Surgalloy™	VP-520X	
	4-0	1.5	75	30	Blue	36	Surgalloy™	VP-511-X	
	4-0	1.5	90	36	Blue	36	4.8 mm × 9.5 mm SOFT	VP-621-X	
	4-0	1.5	90	36	Blue	36	Surgalloy™	VP-521-X	
	4-0	1.5	90	36	Blue	36	3 mm × 7 mm FIRM	VP-421X	
	4-0	1.5	120	48	Blue	36	Surgalloy™	VP-541X	
	3-0	2	90	36	Blue	36	Surgalloy™	VP-522-X	
	3-0	2	90	36	Blue	36	3 mm × 7 mm FIRM	VP-422X	
	3-0	2	120	48	Blue	36	Surgalloy™	VP-542-X	
	2-0	3	90	36	Blue	36	Surgalloy™	VP-523	
	2-0	3	120	48	Blue	36	Surgalloy™	VP-543	

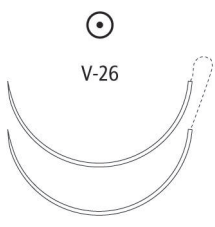

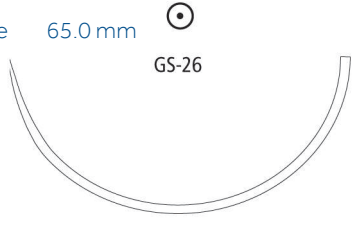




TAPER POINT									
Needles Specifications	Size		Length		Color	Units Per box	Comments	Reorder code	
	USP	EP	cm	Inches					
VF-20 1/2 Circle 26.0 mm 	3-0	2	45	18	Blue	36	Surgalloy™	VPF354X	
VF-20 1/2 Circle 26.0 mm Double-arm 	4-0	1.5	90	36	Blue	36	Surgalloy™	VPF-521-X	
	3-0	2	90	36	Blue	36	Surgalloy™	VPF-522-X	
	3-0	2	135	54	Blue	36	Surgalloy™	VPF-354-X	
	2-0	3	120	48	Blue	36	Surgalloy™	VPF-543	
GS-22 1/2 Circle 27.0 mm 	2-0	3	5 × 45	18	Blue	12	D-Tach™	CP-16-M	
	2-0	3	75	30	Blue	36		CP-411	
	0	3.5	5 × 45	18	Blue	12	D-Tach™	CP-17-M	
	0	3.5	75	30	Blue	36		CP-412	
V-30 1/2 Circle 30.0 mm 	2-0	3	75	30	Blue	36		VP-945	
GS-21 1/2 Circle 37.0 mm 	3-0	2	75	30	Blue	36		CP-422	
	2-0	3	75	30	Blue	36		CP-423	
	0	3.5	5 × 45	18	Blue	12	D-Tach™	CP-10-M	
	0	3.5	75	30	Blue	36		CP-424	
	1	4	75	30	Blue	36		CP-425	




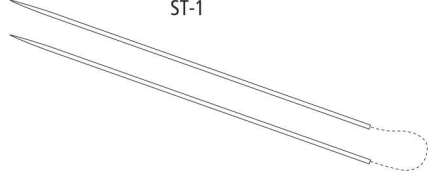










TAPER POINT										
Needles Specifications	Size		Length		Color	Units Per box	Comments	Reorder code		
	USP	EP	cm	Inches						
V-26 1/2 Circle 37.0 mm Double-arm 	3-0	2	90	36	Blue	36		VP-842-X		
	2-0	3	90	36	Blue	36		VP-843		
	2-0	3	120	48	Blue	36		VP-853		
GS-24 1/2 Circle 40.0 mm 	2-0	3	75	30	Blue	36		CP-433		
	0	3.5	75	30	Blue	36		CP-434		
	1	4	75	30	Blue	36		CP-435		
	1	4	100	40	Blue	36		CP-535		
GS-25 1/2 Circle 48.0 mm 	0	3.5	5 × 45	18	Blue	12	D-Tach™, LONG PACK	CP-30-M		
	0	3.5	75	30	Blue	36		CP-454		
	1	4	75	30	Blue	36		CP-455		
GS-26 1/2 Circle 65.0 mm 	0	3.5	3 × 60	24	Blue	12		3CP-444		
	1	4	150	60	Blue	24		CP-824		
	2	5	150	60	Blue	24		CP-825		















TAPER POINT								
Needles Specifications	Size		Length		Color	Units Per box	Comments	Reorder code
	USP	EP	cm	Inches				
GS-26 LOOP 1/2 Circle 65.0 mm  	1	4	120	48	Blue	24	Loop	CP-824-L
	1	4	240	96	Blue	24	Loop	CP-834-L
ST-1 Straight 51.0 mm Double-arm  	2-0	3	90	36	Blue	36		GP-282

HEAVY TAPER POINT								
Needles Specifications	Size		Length		Color	Units Per box	Comments	Reorder code
	USP	EP	cm	Inches				
HGS-23 1/2 Circle 22.0 mm  	0	3.5	5 × 45	18	Blue	12	D-Tach™, LONG PACK	CP-92-M
HGS-22 1/2 Circle 27.0 mm  	0	3.5	75	30	Blue	36		CP-414
	1	4	90	36	Blue	36		CP-415




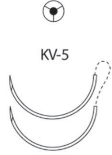
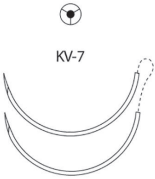

PENETRATING TAPER								
Needles Specifications	Size		Length		Color	Units Per box	Comments	Reorder code
	USP	EP	cm	Inches				
YV-95 3/8 Circle 9.5 mm Double-arm  	7-0	0.5	60	24	Blue	36	Cardiopoint™	VP-911-X





TAPERCUTTING



Needles Specifications	Size	EP	Length		Color	Units	Comments	Reorder code
			USP	EP				
KV-1 3/8 Circle 9.0 mm Double-arm   	7-0	0.5	45	18	Blue	12	LONG PACK	VP-721-MX
	7-0	0.5	60	24	Blue	36	Surgalloy™	VP-704-X
	7-0	0.5	5×60	24	Blue	12	Surgalloy™, LONG PACK	VP-704-MX
	6-0	0.7	60	24	Blue	36	Surgalloy™, NUPACK	VP-712-X
	6-0	0.7	5×60	24	Blue	12	Surgalloy™, LONG PACK	VP-712-MX
KVF-1 3/8 Circle 9.0 mm Double-arm  	7-0	0.5	60	24	Blue	36	Surgalloy™, NUPACK	VPF-704-X
	6-0	0.7	75	30	Blue	36	Surgalloy™, NUPACK	VPF-807-X
KV-11 3/8 Circle 13.0 mm Double-arm   	6-0	0.7	60	24	Blue	36	Surgalloy™, NUPACK	VP-707-X
	6-0	0.7	75	30	Blue	36	Surgalloy™, NUPACK	VP-728-X
	6-0	0.7	5×75	30	Blue	12	Surgalloy™, LONG PACK	VP-728-MX
	5-0	1	75	30	Blue	36	Surgalloy™, NUPACK	VP-708-X
	5-0	1	90	36	Blue	36	Surgalloy™, NUPACK	VP-751-X
KVF-11 3/8 Circle 13.0 mm Double-arm  	6-0	0.7	75	30	Blue	36	Surgalloy™, NUPACK	VPF-728-X

TAPERCUTTING

Needles Specifications	Size		Length		Color	Units Per box	Comments	Reorder code	
	USP	EP	cm	Inches					
KV-15 3/8 Circle 17.0 mm 	5-0	1	75	30	Blue	36	Surgalloy™, NUPACK	VP-941-X	
KV-15 3/8 Circle 17.0 mm Double-arm 	5-0	1	75	30	Blue	36	Surgalloy™, NUPACK	VP-914-X	
		5-0	1	90	36	Blue	36	Surgalloy™	VP-924-X
		4-0	1.5	75	30	Blue	36		VP-942-X
		4-0	1.5	90	36	Blue	36	Surgalloy™	VP-925-X
		3-0	2	90	36	Blue	36	Surgalloy™	VP-926-X
KV-26 3/8 Circle 26.0 mm Double-arm 	4-0	1.5	120	48	Blue	36	Surgalloy™	VP-965	
		3-0	1.5	120	48	Blue	36		VP-956
KV-5 1/2 Circle 17.0 mm Double-arm 	5-0	1	90	36	Blue	36	Surgalloy™, NUPACK	VP-934-X	
		4-0	1.5	90	36	Blue	36	Surgalloy™	VP-935-X
		4-0	1.5	90	36	Blue	36	3 mm × 7 mm FIRM	VP-435-X
		3-0	2	90	36	Blue	36	Surgalloy™	VP-936-X
		2-0	3	90	36	Blue	36	Surgalloy™	VP-937
KV-7 1/2 Circle 26.0 mm Double-arm 	4-0	1.5	90	36	Blue	36	Surgalloy™	VP-975-X	
		3-0	2	90	36	Blue	36	Surgalloy™	VP-976-X
		3-0	2	90	36	Blue	36	3 mm × 7 mm FIRM	VP-986-X
		2-0	3	90	36	Blue	36	Surgalloy™	VP-977
		0	3.5	90	36	Blue	36	Surgalloy™	VP-978
KV-34 1/2 Circle 37.0 mm 	0	3.5	75	30	Blue	36		CP-844	
		1	4	75	30	Blue	36		CP-845



BLUNT POINT										
Needles Specifications	Size		Length		Color	Units Per box	Comments	Reorder code		
	USP	EP	cm	Inches						
BGS-21 1/2 Circle 37.0 mm  BGS-21	0	3.5	75	30	Blue	36	ProtectPoint™	CP-957		
BGS-25 1/2 Circle 48.0 mm  BGS-25	1	4	100	40	Blue	36	ProtectPoint™	CP-836		

SPATULA										
Needles Specifications	Size		Length		Color	Units Per box	Comments	Reorder code		
	USP	EP	cm	Inches						
SE-140-8 3/8 Circle 6.3 mm Double-arm  SE-140-8	10-0	0.2	30	12	Blue	12	Surgalloy™	P-2771K		
SE-160-6 1/2 Circle 5.5 mm Double-arm  SE-160-6	10-0	0.2	30	12	Blue	12	Surgalloy™	P-2756K		



TI-CRON™ / SURGIDAC™

Coated and Uncoated Braided and Monofilament Polyester

A brand you have trusted for over 35 years.



- Ti-Cron™ suture polyester strand is soft and supple
- Silicone (impregnated) coating designed for excellent handling and pliability²
- Uniform braiding process designed to provide resistance to breaking¹
- Excellent knot security²

Absorption

Ti-Cron™ and Surgidac™ polyester sutures are not absorbed, nor is any significant change in tensile strength retention known to occur in vivo.

Tensile Strength

Ti-Cron™ and Surgidac™ polyester sutures are not absorbed, nor is any significant change in tensile strength retention known to occur in vivo.

Indications

Indicated for use in general soft tissue approximation and/or ligation, including use in cardiovascular, ophthalmic and neurological surgery.

Description

Ti-Cron™ and Surgidac™ polyester sutures are non absorbable, sterile, surgical sutures composed of Polyethylene Terephthalate. They are prepared from fibers of high molecular weight, long-chain, linear polyesters having recurrent aromatic rings as an integral component. Ti-Cron™ braided sutures are available coated uniformly with silicone to increase surface lubricity, thereby enhancing handling characteristics, ease of passage through tissue, and knot run-down properties. Surgidac™ monofilament sutures are uncoated and the braided sutures are available uncoated or coated uniformly with polybutylene adipate to increase surface lubricity, thereby enhancing handling characteristics, ease of passage through tissue, and knot run-down properties.

Indications

Ti-Cron™ and Surgidac™ polyester sutures are indicated for use in general soft tissue approximation and/or ligation, including use in cardiovascular, ophthalmic and neurological surgery.

Actions

Ti-Cron™ and Surgidac™ polyester sutures elicit a minimal acute inflammatory reaction in tissues, followed by gradual encapsulation of the suture by fibrous connective tissue.

Tensile Strength

Ti-Cron™ and Surgidac™ polyester sutures are not absorbed, nor is any significant change in tensile strength retention known to occur in vivo.

Sterilization

Ti-Cron™ and Surgidac™ polyester sutures in sizes 6-0 or smaller or pledgeted sutures are sterilized by ethylene oxide. Sizes 5-0 or greater are sterilized by gamma irradiation.

Packaging

Ti-Cron™ polyester sutures are available undyed (white) or dyed with D&C Blue No. 6 and braided, coated, in sizes 5 (7 Metric), size 2 (5 metric), size 1 (4 metric), 0 size (3.5 metric) through 5-0 (1 Metric). SURGIDAC™ polyester sutures are available undyed (white), braided and uncoated in USP and EP sizes 5-0 (1 metric). The sutures are supplied sterile, in pre-cut lengths, affixed to various needle types using both permanent and removable needle attachment techniques. Ti-Cron™ polyester sutures are also available with PTFE (polytetrafluorethylene) pledgets for use as a pad between the suture area and the tissue surface to increase the load bearing area. Please refer to the individual package IFUs for complete instructions, indications, contraindications, warnings and precautions.

1. Individual standard deviations were used to calculate the intervals. Based on internal test report, Suture analysis Ti-Cron™ suture large sizes. September 2013.
2. Medtronic R&D Testing Services Report, Ti-Cron™ suture 2-0 knot security benchmark data. August 2015

Ti-Cron™ / Surgidac™






Ti-Cron™ / Surgidac™ is a suture brand you have trusted for over 35 years with a proven history for performance

PRE-CUT								
Needles Specifications	Size		Length		Color	Units Per box	Comments	Reorder code
	USP	EP	cm	Inches				
	5-0	1	12×45	18	Blue	36	Pre-cut	88863008-21
	4-0	1.5	12×45	18	Blue	36	Pre-cut	88863008-31
	4-0	1.5	12×75	30	Blue	24	Pre-cut	88863003-32
	3-0	2	12×45	18	Blue	36	Pre-cut	88863008-41
	3-0	2	6×45	18	Blue	36	Pre-cut	88863001-41
	3-0	2	12×75	30	Blue	24	Pre-cut	88863003-42
	2-0	3	5×45	18	White	12	Pre-cut	88863011-51
	2-0	3	12×45	18	Blue	36	Pre-cut	88863008-51
	2-0	3	12×75	30	Blue	24	Pre-cut	88863003-52
	0	3.5	6×45	18	Blue	24	Pre-cut	88863001-62
	0	3.5	6×75	30	Blue	24	Pre-cut	88863002-62
	1	4	6×45	18	Blue	24	Pre-cut	88863001-72

REEL								
Needles Specifications	Size		Length		Color	Units Per box	Comments	Reorder code
	USP	EP	cm	Inches				
	3-0	2	250	100	Blue	24	Reel	88863380-42
	2-0	3	250	100	Blue	24	Reel	88863380-52
	0	3.5	250	100	Blue	24	Reel	88863380-62
	1	4	250	100	Blue	24	Reel	88863380-72
	2	5	250	100	Blue	24	Reel	88863380-82
	4	6	150	60	Blue	24	Reel	88863381-09
	5	7	150	60	Blue	24	Reel	88863381-89



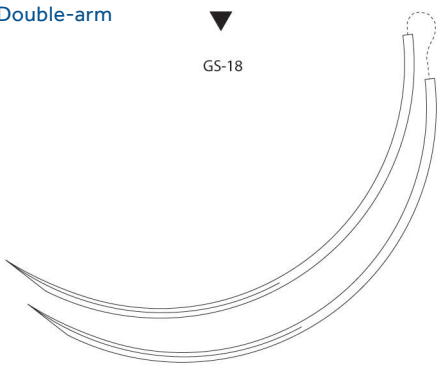





REVERSE CUTTING

Needles Specifications	Size		Length		Color	Units Per box	Comments	Reorder code
	USP	EP	cm	Inches				
C-12 3/8 Circle 16.0 mm 	5-0	1	45	18	Blue	36		88863045-21
	4-0	1.5	75	30	Blue	36		88863046-31
C-13 3/8 Circle 19.0 mm 	4-0	1.5	45	18	Blue	36		88863047-31
	3-0	2	75	30	Blue	36		88863047-41
	3-0	2	45	18	Blue	36		88863055-41
	2-0	3	75	30	Blue	36		88863048-51
C-14 3/8 Circle 24.0 mm 	3-0	2	45	18	Blue	36		88863069-41
	3-0	2	75	30	Blue	36		88863050-41
	2-0	3	75	30	Blue	36		88863050-51
	2-0	3	90	36	Blue	36		88863065-51
	0	3.5	75	30	Blue	36		88863050-61
	0	3.5	90	36	Blue	36		88863065-61
C-15 3/8 Circle 26.0 mm 	2-0	3	75	30	Blue	36		88863070-51
C-16 3/8 Circle 30.0 mm 	2-0	3	75	30	Blue	36		88863023-51
	0	3.5	75	30	Blue	36		88863023-61
	0	3.5	90	36	Blue	36		88863012-61
	1	4	75	30	Blue	36		88863023-71






REVERSE CUTTING



Needles Specifications	Size		Length		Color	Units Per box	Comments	Reorder code
	USP	EP	cm	Inches				
C-17 3/8 Circle 39.0 mm 	2-0	3	75	30	Blue	36		88863054-51
	0	3.5	75	30	Blue	36		88863054-61
	1	4	75	30	Blue	36		88863054-71
	2	5	75	30	Blue	36		88863054-81
GS-18 3/8 Circle 77.0 mm 	5	7	45	18	Blue	12		88863056-89
GS-18 3/8 Circle 77.0 mm Double-arm 	5	7	75	30	Blue	24		88863128-79
	2	5	75	30	Blue	24		88863128-82
	2	5	75	30	Green	24		CD-496
HOS-10 1/2 Circle 26.0 mm 	2-0	3	75	30	Blue	36		88863395-51
	0	3.5	75	30	Blue	36		88863395-61
	1	4	75	30	Blue	36		88863395-71
	2	5	75	30	Blue	36		88863395-81
GS-11 1/2 Circle 37.0 mm 	2-0	3	75	30	Blue	36		88863309-51
	0	3.5	75	30	Blue	36		88863309-61
	1	4	75	30	Blue	36		88863309-71
	4	6	75	30	Blue	36		88863154-09
HOS-11 1/2 Circle 37.0 mm 	1	4	75	30	Blue	36		88863028-71
	2	5	75	30	Blue	36		88863028-81



REVERSE CUTTING




Needles Specifications	Size		Length		Color	Units Per box	Comments	Reorder code
	USP	EP	cm	Inches				
GS-12 1/2 Circle 40.0 mm 	2	5	75	30	Blue	36		88863155-81
HOS-12 1/2 Circle 40.0 mm 	2	1	75	30	Blue	36		88863026-71
			5	75	30	Blue	36	
HOS-14 1/2 Circle 55.0 mm 	5	7	75	30	Blue	36		88863027-79

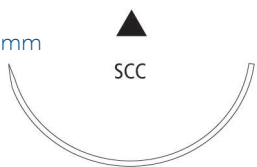
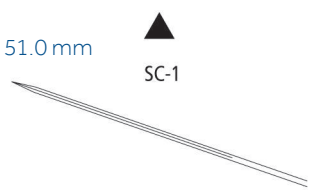
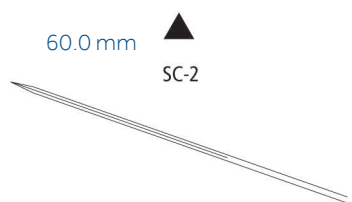
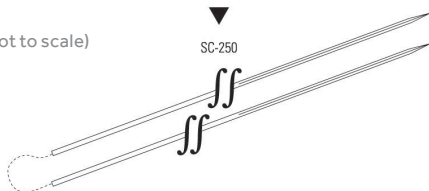
PREMIUM REVERSE CUTTING

Needles Specifications	Size		Length		Color	Units Per box	Comments	Reorder code
	USP	EP	cm	Inches				
P-13 3/8 Circle 13.0 mm 	5-0	1	45	18	Blue	12	Surgalloy™	SCD-3058G
		1	45	18	White	12	Surgalloy™	SCD-2864G
		1.5	45	18	Blue	12	Surgalloy™	SCD-3059G
		1.5	45	18	White	12	Surgalloy™	88862862-34
P-12 3/8 Circle 19.0 mm 	4-0	1.5	45	18	Blue	12	Surgalloy™	SCD-3049G





PREMIUM REVERSE CUTTING									
Needles Specifications	Size		Length		Color	Units Per box	Comments	Reorder code	
	USP	EP	cm	Inches					
P-21 1/2 Circle 9.0 mm 	4-0	1.5	45	18	White	12		88862854-33	
P-22 1/2 Circle 13.0 mm 	3-0	2	45	18	Blue	12	Surgalloy™	88863109-43	
P-24 1/2 Circle 16.0 mm 	2-0	3	45	18	Blue	12	Surgalloy™	88863059-53	

CONVENTIONAL CUTTING									
Needles Specifications	Size		Length		Color	Units Per box	Comments	Reorder code	
	USP	EP	cm	Inches					
SCC 1/2 Circle 48.0 mm 	5	7	5x75	30	Blue	6		88863127-79	
SC-1 Straight 51.0 mm 	2-0	3	75	30	Blue	36		88863163-51	
	0	3.5	75	30	Blue	36		88863163-61	
	1	4	75	30	Blue	36		88863163-71	
SC-2 Straight 60.0 mm 	3-0	2	75	30	Blue	36		88863062-41	
	2-0	3	75	30	Blue	36		88863062-51	
	2-0	3	90	36	Blue	36		88863165-51	
	0	3.5	75	30	Blue	36		88863062-61	
SC-250 Straight 254.0 mm (Not to scale) 	2-0	3	75	30	Blue	12		88862947-53	




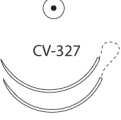
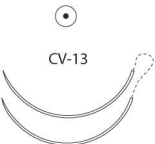
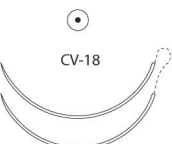


TAPER POINT										
Needles Specifications	Size		Length		Color	Units Per box	Comments	Reorder code		
	USP	EP	cm	Inches						
CV-310 3/8 Circle 10.0 mm Double-arm	 CV-310	7-0	0.5	45	18	Blue	36	Cardiopoint™	88863288-01	
CV-301 3/8 Circle 13.0 mm	 CV-301	4-0	1.5	75	30	Blue	36	Cardiopoint™	88863106-31	
CV-301 3/8 Circle 13.0 mm Double-arm	 CV-301	6-0	0.7	75	30	Blue	36	Cardiopoint™	88863280-11	
		5-0	1	75	30	Blue	36	3mm x 3mm FIRM, Cardiopoint™	88863314-21	
		5-0	1	75	30	Blue	36	Cardiopoint™	88863280-21	
		5-0	1	75	30	White	36	Cardiopoint™	88862801-21	
		4-0	1.5	75	30	Blue	36	3 mm x 3 mm Firm, Cardiopoint™	88863314-31	
		4-0	1.5	75	30	Blue	36	Cardiopoint™	88863280-31	
		3-0	2	75	30	Blue	36	Cardiopoint™	88863280-41	







TAPER POINT

Needles Specifications	Size		Length		Color	Units Per box	Comments	Reorder code
	USP	EP	cm	Inches				
CV-15 3/8 Circle 17.0 mm Double-arm 	2-0	3	90	36	White	6	Surgalloy™	88862636-56
CV-327 3/8 Circle 18.0 mm Double-arm 	5-0	1	75	30	Blue	36	Cardiopoint™	88862775-21
	4-0	1.5	75	30	Blue	36	Cardiopoint™	88862775-31
	3-0	2	75	30	Blue	36	Cardiopoint™	88862775-41
CV-13 3/8 Circle 22.0 mm Double-arm 	3-0	2	90	36	Blue	36	Surgalloy™	88862627-41
CV-18 3/8 Circle 26.0 mm Double-arm 	2-0	3	10×90	36	5 Blue and 5 White	6		88863230-56





TAPER POINT

Needles Specifications	Size		Length		Color	Units Per box	Comments	Reorder code
	USP	EP	cm	Inches				
CV-337 1/2 Circle 10.0 mm Double-arm <div style="text-align: center; margin-top: 10px;">  <p>CV-337</p> </div>	5-0	1	75	30	Blue	36	Cardioint™	88863298-21
	5-0	1	90	36	Blue	36	Pledgets 3 mm × 3 mm FIRM, Cardioint™	88863297-21
	5-0	1	90	36	Blue	36	Cardioint™	88863139-21
CV-330 1/2 Circle 13.0 mm Double-arm <div style="text-align: center; margin-top: 10px;">  <p>CV-330</p> </div>	5-0	1	60	24	Blue	36	Cardioint™	88863226-21
	4-0	1.5	60	24	Blue	36	Cardioint™	88863226-31
	4-0	1.5	90	36	Blue	36	Cardioint™	88863249-31
	3-0	2	45	18	Blue	36	Pledgets 3 mm × 3 mm FIRM, Cardioint™	88863295-41
	3-0	2	60	24	Blue	36	Cardioint™	88863226-41



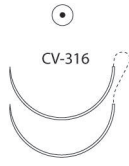
TAPER POINT

Needles Specifications	Size		Length		Color	Units Per box	Comments	Reorder code
	USP	EP	cm	Inches				
CV-331 1/2 Circle 16.0 mm 	5-0	1	75	30	Blue	36	Cardiopoint™	88863186-21
	4-0	1.5	75	30	Blue	36	Cardiopoint™	88863186-31
	3-0	2	75	30	Blue	36	Cardiopoint™	88863186-41
	2-0	3	75	30	Blue	36	Cardiopoint™	88863186-51
CV-331 1/2 Circle 16.0 mm Double-arm 	5-0	1	90	36	Blue	36	Cardiopoint™	88863271-21
	4-0	1.5	75	30	Blue	36	Cardiopoint™	88863087-31
	4-0	1.5	90	36	Blue	36	Cardiopoint™	88863271-31
	3-0	2	10×75	30	Blue	6	Cardiopoint™	88863084-46
	3-0	2	75	30	Blue	36	Cardiopoint™	88863087-41
	3-0	2	90	36	Blue	36	Cardiopoint™	88863271-41
	2-0	3	8×75	30	4 Blue and 4 White	6	3 mm × 3 mm FIRM, Cardiopoint™	88863086-56
	2-0	3	8×75	30	4 Blue and 4 White	6	Cardiopoint™	88863083-56
	2-0	3	10×75	30	Blue	6	Cardiopoint™	88863084-56
	2-0	3	8×75	30	4 Blue and 4 White	6	Pledgets 3 mm × 7 mm FIRM, Cardiopoint™	88863091-56
	2-0	3	75	30	Blue	36	Cardiopoint™	88863087-51
	2-0	3	90	36	5 Blue and 5 White	6	Pledgets 3 mm × 3 mm FIRM, Cardiopoint™	88863273-56
	2-0	3	10×90	36	5 Blue and 5 White	6	Pledgets 3mm × 7 mm FIRM, Cardiopoint™	88863269-56
CV-24 1/2 Circle 20.0 mm 	3-0	2	5×45	18	Blue	24	D-Tach™	88863267-42






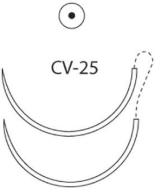
TAPER POINT

Needles Specifications	Size		Length		Color	Units Per box	Comments	Reorder code
	USP	EP	cm	Inches				
CV-316 1/2 Circle 20.0 mm Double-arm 	4-0	1.5	75	30	Blue	36	Pledgets 3 mm × 7 mm FIRM, Cardiopoint™	88863348-31
	4-0	1.5	90	36	Blue	36	Cardiopoint™	88863369-31
	3-0	2	75	30	Blue	36	Cardiopoint™	88863227-41
	3-0	2	90	36	Blue	36	Cardiopoint™	88863369-41
	2-0	3	10×75	30	5 Blue and 5 White	6	Cardiopoint™	88863385-56
	2-0	3	75	30	Blue	36	Cardiopoint™	88863227-51
	2-0	3	75	30	Blue	36	3 mm × 7 mm FIRM, Cardiopoint™	88863348-51
	2-0	3	10×75	30	5 Blue and 5 White	6	3 mm × 7 mm FIRM, Cardiopoint™	88863323-56
	2-0	3	75	30	White	36	3 mm × 7 mm FIRM, Cardiopoint™	88862978-51
	2-0	3	10×75	30	5 Blue and 5 White	6	Pledgets 3 mm × 3 mm FIRM, Cardiopoint™	88863277-56
	2-0	3	8×75	30	4 Blue and 4 White	6	Pledgets 3 mm × 7 mm SOFT, Cardiopoint™	VCD-375
	2-0	3	10×75	30	Blue	6	Cardiopoint™	88863344-56
	2-0	3	90	36	White	36	Cardiopoint™	88862839-51
	2-0	3	90	36	Blue	36	Cardiopoint™	88863369-51



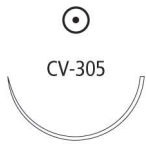
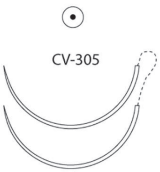


TAPER POINT

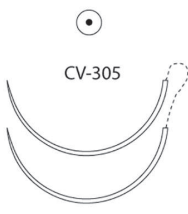


Needles Specifications	Size USP	EP	Length		Color	Units Per box	Comments	Reorder code
			cm	Inches				
GS-23 1/2 Circle 22.0 mm 	0	3.5	5×45	18	Blue	24	D-Tach™	88863257-62
CV-25 1/2 Circle 22.0 mm Double-arm 	3-0	2	90	36	Blue	36		88863370-41
	2-0	3	90	36	Blue	36	Surgalloy™	88863370-51



TAPER POINT

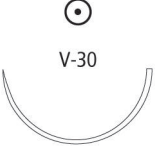
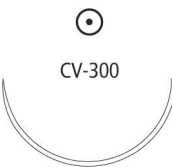
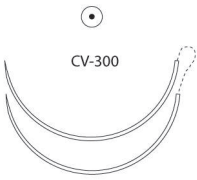
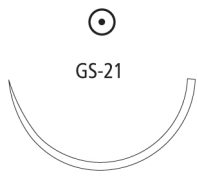
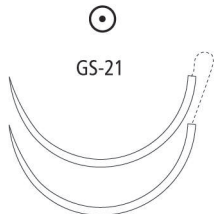
Needles Specifications	Size		Length		Color	Units Per box	Comments	Reorder code
	USP	EP	cm	Inches				
CV-305 1/2 Circle 25.0 mm 	4-0	1.5	75	30	Blue	36	Cardioint™	88863185-31
	3-0	2	75	30	Blue	36	Cardioint™	88863185-41
	2-0	3	10×75	30	5 Blue and 5 White	6	Cardioint™	88863353-56
	2-0	3	5×75	30	Blue	24	Cardioint™	88863033-52
	0	3.5	75	30	Blue	36	Cardioint™	88863185-61
	1	4	75	30	Blue	36	Cardioint™	88863185-71
	CV-305 1/2 Circle 25.0 mm Double-arm 	4-0	1.5	90	36	Blue	36	Cardioint™
3-0	2	90	36	Blue	36	Pledgets 3 mm × 7 mm FIRM, Cardioint™	88863336-41	
3-0	2	90	36	Blue	36	Cardioint™	88863256-41	
3-0	2	105	42	Blue	36	Cardioint™	88863035-41	
2-0	3	10×75	30	5 Blue and 5 White	6	3 mm × 7 mm FIRM, Cardioint™	88863324-56	
2-0	3	8×75	30	4 Blue AND 4 White	6	Pledgets 3 mm × 7 mm SOFT, Cardioint™	VCD-346	
2-0	3	75	30	Blue and White	6		VCD- 2030556MSE	
2-0	3	75	30	Blue and White	6		VCD- 2030556MFE	
2-0	3	10×75	30	5 Blue and 5 White	6	Cardioint™	88863356-56	
2-0	3	75	30	Blue	36	Cardioint™	88863185-51	
2-0	3	5×75	30	Blue	6	Cardioint™	88863040-56	
2-0	3	10×75	30	5 Blue and 5 White	6	Pledgets 4 mm × 8 mm FIRM, Cardioint™	88863037-56	
2-0	3	90	36	Blue	36	3 mm × 7 mm FIRM, Cardioint™	88863336-51	
2-0	3	90	36	Blue	36	Cardioint™	88863256-51	
2-0	3	10×90	36	5 Blue and 5 White	6	Cardioint™	88862981-56	
2-0	3	90	36	White	36	Cardioint™	88862914-51	
2-0	3	90	36	White	36	3 mm × 7 mm FIRM, Cardioint™	88862953-51	

TAPER POINT

Needles Specifications	Size		Length		Color	Units Per box	Comments	Reorder code
	USP	EP	cm	Inches				
CV-305 1/2 Circle 25.0 mm Double-arm 	2-0	3	8×90	36	4 Blue and 4 White	6	Pledgets 3 mm × 3 mm FIRM, Cardioint™	88863307-56
	2-0	3	6×90	36	3 Blue and 3 White	6	Pledgets 3 mm × 7 mm FIRM, Cardioint™	88863306-56
	2-0	3	10×90	36	Blue	6	Cardioint™	88863220-56
	2-0	3	105	42	Blue	36	Cardioint™	88863035-51
	0	3.5	90	36	Blue	36	Cardioint™	88863256-61
	0	3.5	90	36	White	36	Cardioint™	88862914-61
V-20 1/2 Circle 26.0 mm 	4-0	1.5	5×45	18	Blue	24	D-Tach™	88863258-32
	3-0	2	5×45	18	Blue	24	D-Tach™	88863258-42
	2-0	3	5×45	18	Blue	24	D-Tach™	88863258-52
	2-0	3	120	48	Blue	36	Endoscopy	88863129-51
	0	3.5	120	48	Blue	36	Endoscopy	88863015-61
V-20 1/2 Circle 26.0 mm Double-arm 	2-0	3	90	36	Blue	36	Surgalloy™	88863251-51
GS-22 1/2 Circle 27.0 mm 	2-0	3	75	30	Blue	36		88863093-51
	0	3.5	5×45	18	Blue	24	D-Tach™	88863259-62
	0	3.5	75	30	Blue	36		88863093-61



TAPER POINT

Needles Specifications			Size		Length		Color	Units Per box	Comments	Reorder code
			USP	EP	cm	Inches				
V-30 1/2 Circle 30.0 mm		V-30	3-0	2	75	30	Blue	36		88863205-41
			2-0	3	75	30	Blue	36		88863205-51
			0	3.5	75	30	Blue	36		88863205-61
CV-300 1/2 Circle 35.0 mm		CV-300	0	3.5	75	30	Blue	36	Cardioint™	88863082-61
			2-0	3	75	30	Blue	36	Cardioint™	88863082-51
CV-300 1/2 Circle 35.0 mm Double-arm		CV-300	2-0	3	75	30	Blue	36	Cardioint™	88863274-51
			2-0	3	90	36	Blue	36	Cardioint™	88863393-51
			0	3.5	75	30	Blue	36	Cardioint™	88863274-61
			0	3.5	90	36	Blue	36	Cardioint™	88863393-61
GS-21 1/2 Circle 37.0 mm		GS-21	2-0	3	5×45	18	Blue	24	D-Tach™	88863260-52
			2-0	3	75	30	Blue	36		88863090-51
			0	3.5	45	18	Blue	24	D-Tach™	88863260-62
			0	3.5	75	30	Blue	36		88863090-61
			1	4	5×45	18	Blue	24	D-Tach™	88863260-72
			1	4	75	30	Blue	36		88863090-71
			2	5	75	30	Blue	36		88863090-81
			2	5	90	36	Blue	36		88863146-81
GS-21 1/2 Circle 37.0 mm Double-arm		GS-21	2	5	90	36	Blue	36		88863146-81









TAPER POINT

Needles Specifications	Size		Length		Color	Units Per box	Comments	Reorder code
	USP	EP	cm	Inches				
GS-25 1/2 Circle 48.0 mm  GS-25	0	3.5	5×45	18	Blue	24	D-Tach™	88863261-62
	0	3.5	75	30	Blue	36		88863097-61
	1	4	5×45	18	Blue	24	D-Tach™	88863261-72
	1	4	75	30	Blue	36		88863097-71
	2	5	5×45	18	Blue	24	D-Tach™	88863261-82
GS-27 1/2 Circle 76.0 mm Double-arm  GS-27	0	3.5	75	30	Blue	36		88863190-61
GU-46 5/8 Circle 27.0 mm  GU-46	2-0	3	75	30	Blue	36		88862768-51
SK SKI 23.0 mm  SK	2-0	3	120	48	Blue	36		88863017-51
	0	3.5	120	48	Blue	36		88863017-61
TJ-32 1/2 Circle 32.0 mm  TJ-32	1	4	75	30	Blue	36		88863103-71






HEAVY TAPER POINT

Needles Specifications	Size USP	EP	Length		Color	Units Per box	Comments	Reorder code
			cm	Inches				
HGS-23 1/2 Circle 22.0 mm 	2-0	3	5×45	18	Blue	24	D-Tach™	88863374-52
	0	3.5	5×45	18	Blue	24	D-Tach™	88863374-62
	1	4	75	30	Blue	36		88863375-71
HGU-46 5/8 Circle 27.0 mm 	0	3.5	5×45	18	Blue	24	D-Tach™	88863386-62
HGS-22 1/2 Circle 27.0 mm 	2-0	3	5×45	18	Blue	24	D-Tach™	88863379-52
	1	4	5×45	18	Blue	24	D-Tach™	88863372-72
	2	5	5×45	18	Blue	24		88863372-82
HGS-21 1/2 Circle 37.0 mm 	1	4	75	30	Blue	36		88863113-71
	2	5	75	30	Blue	36		88863113-81
	5	7	75	30	Blue	36		88863111-79

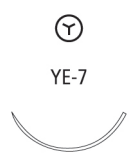
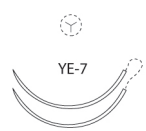




HEAVY TAPER POINT



Needles Specifications	Size		Length		Color	Units Per box	Comments	Reorder code
	USP	EP	cm	Inches				
HGS-24 1/2 Circle 40.0 mm 	2	5	75	30	Blue	36		88863376-81

PENETRATING TAPER

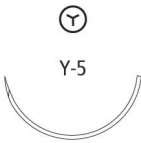
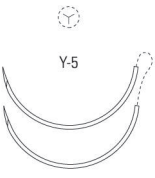
Needles Specifications	Size		Length		Color	Units Per box	Comments	Reorder code
	USP	EP	cm	Inches				
YE-7 3/8 Circle 18.0 mm 	4-0	1.5	75	30	Blue	36	Cardioint™	88863107-31
YE-7 3/8 Circle 18.0 mm Double-arm 	4-0	1.5	75	30	Blue	36	Cardioint™	88863182-31
	3-0	2	10×75	30	Blue	6	Cardioint™	VCD-320
	3-0	2	75	30	Blue	36	Cardioint™	88863182-41
	2-0	3	10×75	30	5 Blue and 5 White	6	Pledgets 3 mm × 7 mm FIRM, Cardioint™	88863365-56
	2-0	3	75	30	Blue	36	Pledgets 3 mm × 7 mm FIRM, Cardioint™	88863233-51
	2-0	3	10×75	30	5 Blue and 5 White	6	Cardioint™	88863211-56
	2-0	3	75	30	Blue	36	Cardioint™	88863182-51
	2-0	3	5×90	36	5 Blue and 5 White	6	Cardioint™	88863052-56
	2-0	3	90	36	5 Blue and 5 White	6	Pledgets 3 mm × 7 mm FIRM, Cardioint™	88862658-56
	2-0	3	90	36	Blue	36	Cardioint™	88862631-51




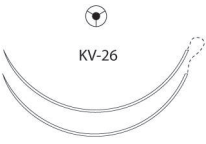
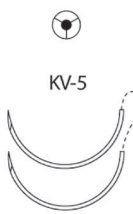
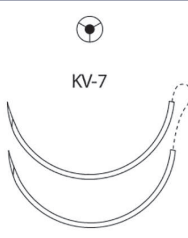

PENETRATING TAPER

Needles Specifications	Size		Length		Color	Units Per box	Comments	Reorder code
	USP	EP	cm	Inches				
Y-31 1/2 Circle 16.0 mm Double-arm 	4-0	1.5	8×75	30	4 Blue and 4 White	6	Pledgets 3 mm × 3 mm FIRM, Cardioint™	88863218-36
	4-0	1.5	90	36	Blue	36	Cardioint™	88863160-31
	3-0	2	75	30	White	36	Cardioint™	88862880-41
	3-0	2	90	36	Blue	36	Cardioint™	88863160-41
	2-0	3	10×75	30	5 Blue and 5 White	6	3 mm v 7 mm FIRM, Cardiointv	88863221-56
	2-0	3	8×75	30	4 Blue and 4 White	6	3 mm × 7 mm FIRM, Cardiointv	88863219-56
	2-0	3	8×75	30	4 Blue and 4 White	6	3 mm × 3 mm FIRM, Cardiointv	88863218-56
	2-0	3	4×75	30	2 Blue and 2 White	6	Pledgets 3 mm v 5 mm FIRM, Cardiointv	VCD-110
	2-0	3	75	30	Blue	36	Cardioint™	88863125-51
	2-0	3	75	30	White	36	Cardiointv	88862880-51
	2-0	3	10×75	30	5 Blue and 5 White	6	Cardiointv	88862877-56
	2-0	3	8×75	30	4 Blue and 4 White	6	Pledgets 3 mm × 7 mm SOFT, Cardioint™	VCD-656
	2-0	3	90	36	White	36	3 mm × 3 mm FIRM, Cardiointv	88862811-51
	2-0	3	90	36	White	36	3 mm × 7 mm FIRM, Cardioint™	88862808-51
	2-0	3	90	36	Blue	36	3 mm × 3 mm FIRM, Cardioint™	88863191-51
	2-0	3	10×90	36	5 Blue and 5 White	6	Pledgets 3 mm × 3 mm FIRM, Cardioint™	88863255-56
	2-0	3	90	36	Blue	36	Pledgets 3 mm × 7 mm FIRM, Cardioint™	88863204-51
	2-0	3	90	36	Blue	36	Cardioint™	88863160-51
	2-0	3	10×90	36	5 Blue and 5 White	6	Cardioint™	88862851-56
	Y-16 1/2 Circle 20.0 mm Double-arm 	2-0	3	6×75	30	3 Blue and 3 White	6	Pledgets 3 mm × 7 mm FIRM, Cardioint™
2-0		3	10×75	30	5 Blue and 5 White	6	Cardioint™	88863241-56
2-0		3	90	36	Blue	36	Cardioint™	88863157-51

PENETRATING TAPER

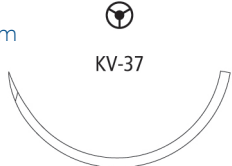
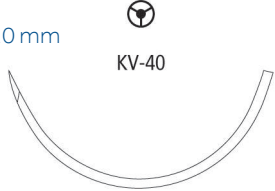
Needles Specifications	Size		Length		Color	Units Per box	Comments	Reorder code
	USP	EP	cm	Inches				
Y-5 1/2 Circle 26.0 mm 	3-0	2	75	30	Blue	36	Cardioint™	88863088-41
	2-0	3	75	30	Blue	36	Cardioint™	88863088-51
Y-5 1/2 Circle 26.0 mm Double-arm 	4-0	1.5	90	36	Blue	36	Cardioint™	88863167-31
	3-0	2	75	30	Blue	36	Cardioint™	88863088-41
	3-0	2	90	36	Blue	36	Cardioint™	88863167-41
	2-0	3	8×75	30	4 Blue and 4 White	6	3 mm × 7 mm SOFT, Cardioint™	VCD-256
	2-0	3	10×75	30	5 Blue and 5 White	6	Cardioint™	88863222-56
	2-0	3	8×75	30	4 Blue and 4 White	6	Pledgets 3 mm × 7 mm FIRM, Cardioint™	88863213-56
	2-0	3	8×75	30	4 Blue and 4 White	6	Pledgets 3 mm × 3 mm FIRM, Cardioint™	88863203-56
	2-0	3	75	30	Blue	36	Cardioint™	88863202-51
	2-0	3	75	30	Blue	36	Cardioint™	88863088-51
	2-0	3	75	30	White	36	Cardioint™	88862855-51
	2-0	3	10×90	36	5 Blue and 5 White	6	Pledgets 3 mm × 7 mm FIRM, Cardioint™	88863290-56
	2-0	3	90	36	Blue	36	Pledgets 3 mm × 7 mm FIRM, Cardioint™	88863212-51
	2-0	3	90	36	Blue	36	Cardioint™	88863167-51
	2-0	3	90	36	White	36	Cardioint™	88862815-51
	2-0	3	10×90	36	5 Blue and 5 White	6	Cardioint™	88862852-56
	2-0	3	90	36	White	36	Pledgets 3 mm × 7 mm FIRM, Cardioint™	88862840-51
	0	3.5	8×75	30	4 Blue and 4 White	6	Pledgets 3 mm × 7 mm FIRM, Cardioint™	88863213-66
0	3.5	75	30	Blue	36	Cardioint™	88863202-61	
0	3.5	90	36	Blue	36	Cardioint™	88863167-61	

TAPERCUTTING

Needles Specifications	Size		Length		Color	Units Per box	Comments	Reorder code
	USP	EP	cm	Inches				
KV-15 3/8 Circle 17.0 mm Double-arm 	2-0	3	4×75	30	Blue	6	Surgalloy™	88863131-56
KV-26 3/8 Circle 26.0 mm Double-arm 	2-0	3	10×90	36	5 Blue and 5 White	6	Pledgets 3 mm × 7 mm FIRM	88863275-56
KV-5 1/2 Circle 17.0 mm Double-arm 	4-0	1.5	90	36	Blue	36	Surgalloy™	88863159-31
	3-0	2	90	36	Blue	36	Surgalloy™	88863159-41
	2-0	3	8×75	30	4 Blue and 4 White	6	Pledgets 3 mm × 3 mm FIRM Pledgets	88863236-56
	2-0	3	8×75	30	4 Blue and 4 White	6	Pledgets 3 mm × 7 mm FIRM	88863235-56
	2-0	3	10×75	30	5 Blue and 5 White	6	Surgalloy™	88862879-56
	2-0	3	90	36	Blue	36	Surgalloy™	88863159-51
	2-0	3	90	36	Blue	36	Pledgets 3 mm × 3 mm FIRM	88863193-51
	KV-7 1/2 Circle 26.0 mm Double-arm 	2-0	3	75	30	Blue	36	Surgalloy™
2-0		3	8×75	30	4 Blue and 4 White	6	Pledgets 3 mm × 7 mm FIRM	88863240-56
2-0		3	10×75	30	5 Blue and 5 White	6	Pledgets 3 mm × 7 mm FIRM	88863228-56
2-0		3	90	36	Blue	36	Pledgets 3 mm × 7 mm FIRM	88863239-51
2-0		3	90	36	Blue	36	Surgalloy™	88863168-51
KV-34 1/2 Circle 37.0 mm 	0	3.5	75	30	Blue	36		88863119-61



TAPERCUTTING

Needles Specifications	Size		Length		Color	Units Per box	Comments	Reorder code
	USP	EP	cm	Inches				
KV-37 1/2 Circle 40.0 mm  KV-37	0	3.5	75	30	Blue	36		88863092-61
	1	4	75	30	Blue	36		88863092-71
	2	5	5×75	30	Blue	12		88863147-83
	5	7	5×75	30	Blue	12		88863147-89
KV-40 1/2 Circle 48.0 mm  KV-40	5	7	4×75	30	Blue	12		88862818-89





STRAIGHT

Needles Specifications	Size		Length		Color	Units Per box	Comments	Reorder code
	USP	EP	cm	Inches				
SS-24 1/4 Circle 8.6 mm Double-arm 	6-0	0.7	45	18	White	12	Surgalloy™	CD-3113K
	5-0	1	45	18	White	12	Surgalloy™	CD-3123K
	5-0	1	45	18	White	12	Surgalloy™	D-1764K
	4-0	1.5	45	18	White	12	Surgalloy™	D-1763K
SS-14 1/4 Circle 8.6 mm Double-arm 	6-0	0.7	45	18	White	12	Surgalloy™	D-1722K
	5-0	1	45	18	White	12	Surgalloy™	D-1760K
SS-28 3/8 Circle 7.4 mm Double-arm 	6-0	0.7	45	18	White	12	Surgalloy™	D-1683K
SS-2 1/2 Circle 8.6 mm Double-arm 	5-0	1	45	18	White	12	Surgalloy™	CD-0423K
	5-0	1	45	18	White	12	Surgalloy™	D-1780K
	4-0	1.5	45	18	White	12	Surgalloy™	D-1779K



VASCUFIL™

Coated Monofilament Polybutester

Innovation in Cardiovascular Surgery.



Vascufil™ suture provides a 20% greater luminal opening than polypropylene sutures.¹

Important wherever restricted blood flow is a concern.



Vascufil™ suture is elastic, soft and supple, with less memory compared to polypropylene suture.²

Ideal when ease of use, excellent knot security and tighter, smaller knots are priorities.

Tensile Strength

Vascufil™ sutures are not absorbed, nor is any significant change in strength retention known to occur in vivo. Excretion of the absorbable coating is essentially complete within thirty days.

Packaging

Available dyed with Copper Phthalocyanine Blue in U.S.P. sizes 2–0 (3 Metric) through 7–0 (0.5 Metric). The sutures are supplied sterile, in pre-cut lengths affixed to various needle types, using permanent needle attachment techniques. Please refer to the individual package IFUs for complete instructions, indications, contraindications, warnings and precautions.

Indications

Indicated for use in general soft tissue approximation and/or ligation, including use in cardiovascular and ophthalmic surgery, but not in microsurgery and neural tissue.

Description

Vascufil™ monofilament polybutester sutures are nonabsorbable, sterile, surgical sutures composed of a copolymer of butylene terephthalate and polytetramethylene ether glycol. The suture is coated with Polytribolate™, an absorbable polymer of ε-caprolactone / glycolide / poloxamer 188.

Indications

Vascufil™ polybutester sutures are indicated for use in general soft tissue approximation and/or ligation, including use in cardiovascular and ophthalmic surgery, but not in microsurgery and neural tissue.

Actions

Vascufil™ sutures elicit a minimal acute inflammatory reaction in tissues, which is followed by gradual encapsulation of the suture by fibrous connective tissue.

Tensile Strength

Vascufil™ sutures are not absorbed, nor is any significant change in strength retention known to occur in vivo. Excretion of the absorbable coating is essentially complete within thirty days.

Sterilization


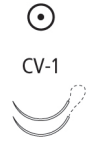
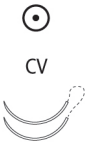


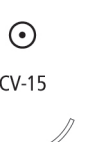

Gamma irradiation.

Packaging



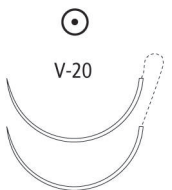
Vascufil™ monofilament sutures are available dyed with Copper Phthalocyanine Blue in U.S.P. sizes 2–0 (3 Metric) through 7–0 (0.5 Metric). The sutures are supplied sterile, in pre-cut lengths affixed to various needle types, using permanent needle attachment techniques. Please refer to the individual package IFUs for complete instructions, indications, contraindications, warnings and precautions.




Please refer to the individual package IFUs for complete instructions, indications, contraindications, warnings and precautions.

1. Baumgartner, Norbert, et al. Influence of suture technique and suture material selection on the mechanics of end-to-end and end-to-side anastomoses. *J Thorac Cardiovasc Surg* 1996; 111: 1063-72.
2. Rodeheaver, G., Ph. D., et al. An Innovative Absorbable Coating for the Polybutester Suture. 2005. Pg 6-11.

TAPER POINT									
Needles Specifications	Size	EP	Length		Color	Units	Comments	Reorder code	
			USP						
MV-175-8 3/8 Circle 8.0 mm Double-arm		5-0	1	75	30	Blue	36	Surgalloy™	88864741-21V
		7-0	0.5	4×60	24	Blue	12	Surgalloy™	88864788-05V
		7-0	0.7	2×60	24	Blue	12	Surgalloy™	88864795-06V
CV-1 3/8 Circle 9.0 mm Double-arm		7-0	0.5	45	18	Blue	36	Surgalloy™	88864703-01V
		7-0	0.5	60	24	Blue	36	Surgalloy™	88864705-01V
		7-0	0.5	4×60	24	Blue	12	Surgalloy™	88864702-05V
		7-0	0.5	75	30	Blue	36	Surgalloy™	88864704-01V
		7-0	0.5	4×75	30	Blue	12	Surgalloy™	88864701-05V
		6-0	0.7	45	18	Blue	36	Surgalloy™	88864703-11V
		6-0	0.7	60	24	Blue	36	Surgalloy™	88864705-11V
		6-0	0.7	75	30	Blue	36	Surgalloy™	88864704-11V
CV 3/8 Circle 11.0 mm Double-arm		6-0	0.7	75	30	Blue	36	Surgalloy™	88864756-11V
CV-11 3/8 Circle 13.0 mm		5-0	1	75	30	Blue	36	Surgalloy™	88864722-21V
CV-11 3/8 Circle 13.0 mm Double-arm		6-0	0.7	45	18	Blue	36	Surgalloy™	88864707-11V
		6-0	0.7	60	24	Blue	36	Surgalloy™	88864709-11V
		6-0	0.7	75	30	Blue	36	Surgalloy™	88864710-11V
		5-0	1	60	24	Blue	36	Surgalloy™	88864709-21V
		5-0	1	75	30	Blue	36	Surgalloy™	88864710-21V
		5-0	1	90	36	Blue	36	Surgalloy™	88864711-21V
CV-15 3/8 Circle 17.0 mm		5-0	1	75	30	Blue	36	Surgalloy™	88864739-21V
		4-0	1.5	75	30	Blue	36	Surgalloy™	88864739-31V
CV-15 3/8 Circle 17.0 mm Double-arm		5-0	1	90	36	Blue	36	Surgalloy™	88864716-21V
		4-0	1.5	90	36	Blue	36	Surgalloy™	88864716-31V



TAPER POINT									
Needles Specifications	Size		Length		Color	Units Per box	Comments	Reorder code	
	USP	EP	cm	Inches					
CV-22 1/2 Circle 13.0 mm Double-arm		6-0	0.7	4×75	30	Blue	12	Surgalloy™	88864742-15V
		6-0	0.7	75	30	Blue	36	Surgalloy™	88864741-11V
		7-0	0.5	4×60	24	Blue	36	Surgalloy™	88864794-01V
CV-23 1/2 Circle 17.0 mm Double-arm		5-0	1	90	36	Blue	36	Surgalloy™	88864719-21V
		4-0	1.5	90	36	Blue	36	Surgalloy™	88864719-31V
V-20 1/2 Circle 26.0 mm Double-arm		2-0	3	90	36	Blue	36	Surgalloy™	88864750-51V
		3-0	2	90	36	Blue	36	Surgalloy™	88864750-41V
		4-0	1.5	90	36	Blue	36	Surgalloy™	88864750-31V

TAPERCUTTING									
Needles Specifications	Size		Length		Color	Units Per box	Comments	Reorder code	
	USP	EP	cm	Inches					
KV-7 1/2 Circle 26.0 mm		2-0	3	90	36	Blue	36	Surgalloy™	88864730-51V
KV-7 1/2 Circle 26.0 mm Double-arm		4-0	1.5	90	36	Blue	36	Surgalloy™	88864731-31V
		3-0	2	90	36	Blue	36	Surgalloy™	88864731-41V
	2-0	3	90	36	Blue	36	Surgalloy™	88864731-51V	
KV-11 3/8 Circle 13.0 mm Double-arm		6-0	0.7	75	30	Blue	36	Surgalloy™	88864734-11V
		5-0	1	75	30	Blue	36	Surgalloy™	88864734-21V
KV-1 3/8 Circle 9.0 mm Double-arm		6-0	0.7	60	24	Blue	36	Surgalloy™	88864714-11V



FLEXON™

Multifilament Temporary Cardiac Pacing Lead

Excellent Stability with Great Flexibility.



- FLEXON™ temporary cardiac pacing leads are specifically designed to insulate the lead and be less traumatic during removal after pacing is complete.
- Breakaway cutting needle after chest wall penetration: eliminates requirement to cut needle and provides convenience to the clinician.
- Maximized area of coating in reference to the pacing lead end: less traumatic during removal of temporary pacing lead.

Tensile Strength

Permanent

Packaging

Available coated with orange or white PTFE or clear FEP in size 0 (3.5 metric), size 2-0 (3 metric) and 3-0 (2 metric). Flexon™ temporary cardiac pacing lead is supplied sterile affixed to various types of needles, including Breakaway™ needles.

Indications

Indicated for use in temporary atrial and ventricular pacing and sensing during and after cardiac surgery.

Description

Flexon™ temporary cardiac pacing lead is a stainless steel twisted, multistrand wire coated with orange or white PTFE poly (tetrafluoroproethylene) or clear FEP poly (tetrafluoroethylene-co- hexafluoropropylene).

Indications

Flexon™ temporary cardiac pacing lead is indicated for use in temporary atrial and ventricular pacing and sensing during and after cardiac surgery.

Actions

Flexon™ temporary cardiac pacing lead elicits minimal acute inflammatory reaction in tissues and is not absorbed.

Tensile Strength

Permanent.

Sterilization

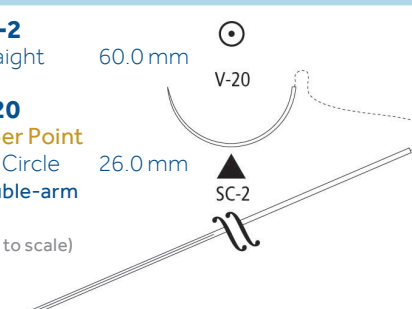
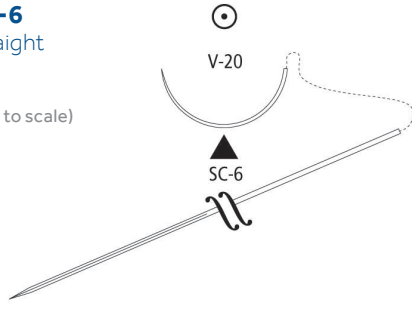
Ethylene oxide.

Packaging

Flexon™ temporary cardiac pacing lead are available coated with orange or white PTFE or clear FEP in size 0 (3.5 metric), size 2-0 (3 metric) and 3-0 (2 metric). Flexon™ temporary cardiac pacing lead is supplied sterile affixed to various types of needles, including Breakaway™ needles.

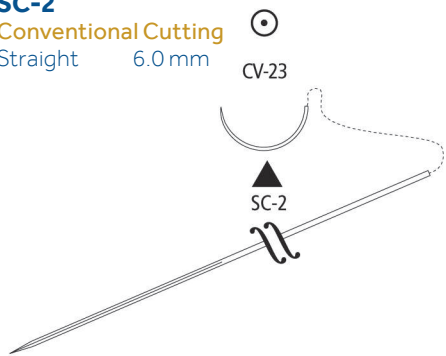
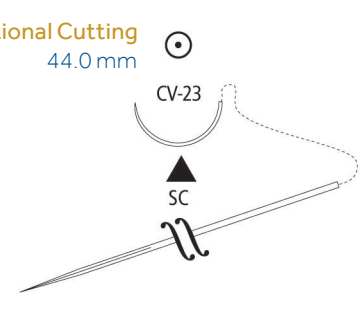
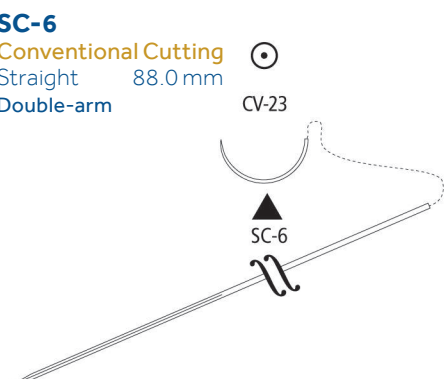
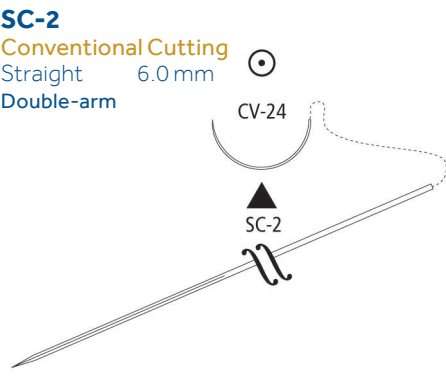
Please refer to the individual package IFUs for complete instructions, indications, contraindications, warnings and precautions.

1. IFU indicates tensile strength averages for Velosorb™ Fast sutures are approximately 50% of its original tensile strength 5 days post implantation. All of the original tensile strength is gone by 14 days. Absorption of Velosorb™ Fast sutures is essentially complete between the 40th and 50th day.

TAPER POINT								
Needles Specifications	Size		Length		Color	Units Per box	Comments	Reorder code
	USP	EP	cm	Inches				
SC-2 Straight 60.0 mm  V-20 Taper Point 1/2 Circle 26.0 mm Double-arm (Not to scale)	0	3.5	60	24	Undyed	12		88862597-63
SC-6 Straight  (Not to scale)	2-0	3	2 × 60	24	1 Orange 1 White	12		88862623-53
	2-0	3	60	24	Orange	12		88862617-53
	2-0	3	60	24	White	12		88862615-53
	0	3.5	60	24	Undyed	12		88862589-63



TAPER POINT

Needles Specifications	Size		Length		Color	Units Per box	Comments	Reorder code
	USP	EP	cm	Inches				
CV-23 1/2 Circle 17.0 mm SC-2 Conventional Cutting Straight 6.0 mm 	3-0	2	60	24	Undyed	12	FEP Coating	88862592-43
SC Conventional Cutting Straight 44.0 mm 	3-0	2	60	24	Undyed	12	FEP Coating	88862591-43
SC-6 Conventional Cutting Straight 88.0 mm Double-arm 	3-0	2	60	24	Undyed	12	Breakaway™ FEP Coating	88862586-43
CV-24 1/2 Circle 20.0 mm SC-2 Conventional Cutting Straight 6.0 mm Double-arm 	0	3.5	60	24	Undyed	12	FEP Coating	88862593-63



STEEL

Monofilament Stainless Steel

Providing Maximum Tensile Strength.



- Rotogrip™ needles (available on some monofilament steel) reduce kinking, making the suture easier to handle and helps prevent breakage at the needle suture junction.
- Mylar™/Tyvek™ outer envelope allows for easy suture removal and arming of needles.
- SCC needle, a very strong and sharp needle, excellent for sternotomy closure.

Tensile Strength

Permanent

Packaging

Available in monofilament strands in size 1 (4 Metric), size 2 (6 metric), size 4 (6 metric) through 7 (9 Metric). The sutures are supplied sterile, in pre-cut lengths affixed to various types of needles using permanent needle attachment technique.

Indications

Indicated for use in abdominal wound closure, hernia repair and sternal closure.

Description

Stainless monofilament steel sutures are composed of 316L stainless steel conforming to ASTM Standard F138 Grade 2 "Stainless steel bar and wire for surgical implants."

Indications

Steel sutures are indicated for use in abdominal wound closure, hernia repair and sternal closure.

Actions

Steel sutures elicit a minimal acute inflammatory reaction in tissue, and are not absorbed.

Tensile Strength

Permanent.

Sterilization

Ethylene oxide or gamma irradiation.

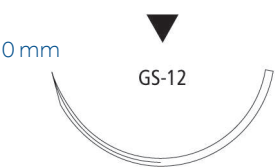

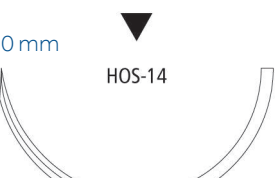
Packaging

Steel sutures are available in monofilament strands in size 1 (4 Metric), size 2 (6 metric), size 4 (6 metric) through 7 (9 Metric). The sutures are supplied sterile, in pre-cut lengths affixed to various types of needles using permanent needle attachment technique.

Please refer to the individual package IFUs for complete instructions, indications, contraindications, warnings and precautions.


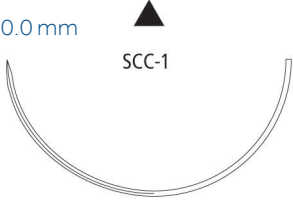
Steel

PRE-CUT								
Needles Specifications	Size		Length		Color	Units Per box	Comments	Reorder code
	USP	EP	cm	Inches				
	2-0	3	12×45	18	Undyed	12	Pre-cut	88862407-53
	0	3.5	12×45	18	Undyed	12	Pre-cut	88862407-63
	1	4	6×45	18	Undyed	12	Pre-cut	88862408-73
	2	5	6×45	18	Undyed	12	Pre-cut	88862408-83
	3-0	2	12×45	18	Undyed	12	Pre-cut	88862407-43
	7	9	12×45	18	Undyed	12	Pre-cut	88862408-73

REVERSE CUTTING								
Needles Specifications	Size		Length		Color	Units Per box	Comments	Reorder code
	USP	EP	cm	Inches				
GS-12 1/2 Circle 40.0 mm  GS-12	2	5	5×45	18	Undyed	12		88862413-83
GS-13 ROTO 1/2 Circle 48.0 mm  GS-13 (Not to scale)	2	5	2×45	18	Undyed	12	ROTOGRIP™	88862420-83
	4	6	2×45	18	Undyed	12	ROTOGRIP™	88862420-09
HOS-14 1/2 Circle 55.0 mm  HOS-14 (Not to scale)	5	7	4×45	18	Undyed	12	ROTOGRIP™	88862410-89
	5	7	2×75	30	Undyed	12	ROTOGRIP™	88862424-89
	5	7	75	30	Undyed	12	ROTOGRIP™	88862412-89
	6	8	4×45	18	Undyed	12	ROTOGRIP™	88862410-69





CONVENTIONAL CUTTING

Needles Specifications	Size		Length		Color	Units Per box	Comments	Reorder code
	USP	EP	cm	Inches				
SCC 1/2 Circle 48.0 mm  SCC	5	7	4 × 45	18	Undyed	12		88862224-89
	5	7	2 × 45	18	Undyed	12		88862222-89
	5	7	6 × 45	18	Undyed	12		88862226-89
	6	8	4 × 45	18	Undyed	12		88862224-69
	6	8	6 × 45	18	Undyed	12		88862226-69
	6	8	2 × 45	18	Undyed	12		88862222-69
	7	9	4 × 45	18	Undyed	12		88862224-49
SCC-1 1/2 Circle 60.0 mm  SCC-1	5	7	2 × 75	30	Undyed	12		88862228-89

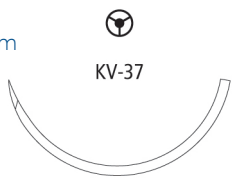
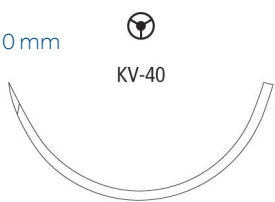




TAPER POINT

Needles Specifications	Size		Length		Color	Units Per box	Comments	Reorder code
	USP	EP	cm	Inches				
GS-21 1/2 Circle 37.0 mm  GS-21	2-0	3	5 × 45	18	Undyed	12		88862345-53
GS-25 1/2 Circle 48.0 mm  GS-25	2-0	3	5 × 60	24	Undyed	12		88862348-53

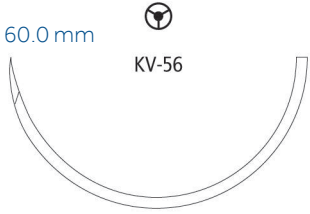
TAPERCUTTING

Needles Specifications	Size		Length		Color	Units Per box	Comments	Reorder code
	USP	EP	cm	Inches				
KV-37 1/2 Circle 40.0 mm  KV-37	2	5	5 × 45	18	Undyed	12		88862382-83
KV-40 1/2 Circle 48.0 mm  KV-40 (Not to scale)	3	6	5 × 45	18	Undyed	12		88862466-25
	5	7	4 × 45	18	Undyed	12		88862414-89
	5	7	4 × 45	18	Undyed	12	ROTOGRIP	88862393-89
	5	7	2 × 45	18	Undyed	12		88862376-89
	6	8	2 × 45	18	Undyed	12		88862392-69
	6	8	4 × 45	18	Undyed	12		88862393-69
	7	9	2 × 45	18	Undyed	12		88862392-49








TAPERCUTTING

Needles Specifications	Size		Length		Color	Units Per box	Comments	Reorder code
	USP	EP	cm	Inches				
KV-56 1/2 Circle 60.0 mm  KV-56	5	7	5 × 75	30	Undyed	12		88862396-89

BLUNT TAPER POINT

Needles Specifications	Size		Length		Color	Units Per box	Comments	Reorder code
	USP	EP	cm	Inches				
BGS-26 1/2 Circle 44.0 mm  BGS-26 (Not to scale)	5	7	75	30	Undyed	12	ProtectPoint™	88862497-89
BGS-29 1/2 Circle 63.0 mm  BGS-29	5	7	5 × 45	18	Undyed	12	ProtectPoint™	88862495-89

BLUNT POINT

Needles Specifications	Size		Length		Color	Units Per box	Comments	Reorder code
	USP	EP	cm	Inches				
BP-27 1/2 Circle 64.0 mm  BP-27	5	7	2 × 75	30	None	12	ProtectPoint™	88862494-89



DERMALON™ / MONOSOF™

Monofilament Nylon

High Tensile Strength. Low tissue Reactivity.



The advanced extrusion process of the nylon molecule gives the suture:

- Uniform diameter
- Maximum flexibility of the strand
- Excellent security with snug and flattened knots
- Minimal memory
- Excellent and consistent knotting strength

Tensile Strength

As with any nylon suture, though not absorbed, progressive hydrolysis of the suture, in vivo, may result in gradual loss of its tensile strength over time.

Packaging

Available dyed blue with FD&C Blue No. 2 in sizes 2–0 (3 Metric) through 6–0 (0.7 metric). MONOSOF™ monofilament nylon sutures are available either clear (undyed) or dyed black with Logwood extract, in sizes 2 (5 Metric) through 11–0 (0.1 Metric). Both sutures are supplied sterile, in pre-cut lengths affixed to needles using permanent needle attachment techniques.

Indications

Indicated for use in general soft tissue approximation and/or ligation, including use in cardiovascular, ophthalmic, and neurological surgery.

Description

DERMALON™ and MONOSOF™ monofilament sutures are inert, nonabsorbable, sterile surgical sutures composed of the longchain aliphatic polymers Nylon 6 and Nylon 6.6.

Indications

DERMALON™ and MONOSOF™ monofilament nylon sutures are indicated for use in general soft tissue approximation and/or ligation, including use in cardiovascular, ophthalmic, and neurological surgery.

Actions

Both DERMALON™ and MONOSOF™ monofilament nylon sutures elicit a minimal acute inflammatory reaction in tissue, which is followed by gradual encapsulation of the suture by fibrous connective tissue.

Tensile Strength

As with any nylon suture, though not absorbed, progressive hydrolysis of the suture, in vivo, may result in gradual loss of its tensile strength over time.

Sterilization

DERMALON™ and MONOSOF™ monofilament nylon sutures are sterilized by ethylene oxide or gamma irradiation.

Packaging

DERMALON™ monofilament nylon sutures are available dyed blue with FD&C Blue No. 2 in sizes 2-0 (3 Metric) through 6-0 (0.7 metric). MONOSOF™ monofilament nylon sutures are available either clear (undyed) or dyed black with Logwood extract, in sizes 2 (5 Metric) through 11-0 (0.1 Metric). Both sutures are supplied sterile, in pre-cut lengths affixed to needles using permanent needle attachment techniques.

Please refer to the individual package IFUs for complete instructions, indications, contraindications, warnings and precautions.

Dermalon™ / Monosof™



Dermalon™ / Monosof™ suture is a brand you have trusted for ~ 50 years with a proven history of performance.

PRE-CUT								
Needles Specifications	Size		Length		Color	Units Per box	Comments	Reorder code
	USP	EP	cm	Inches				
	3-0	2	12×45	18	Black	36	Pre-cut	N-63
	2-0	3	6×45	18	Black	36	Pre-cut	N-59
	2	5	6×45	18	Black	36	Pre-cut	N-64

REVERSE CUTTING								
Needles Specifications	Size		Length		Color	Units Per box	Comments	Reorder code
	USP	EP	cm	Inches				
C-1 3/8 Circle 12.0 mm 	6-0	0.7	25	10	Black	12		SN-770G
	6-0	0.7	45	18	Black	12		SN-667G
	6-0	0.7	45	18	Black	36		SN-667
	6-0	0.7	45	18	Blue	36		88861741-11
	6-0	0.7	75	30	Black	36		SN-367
	5-0	1	25	10	Black	12		SN-771G
	5-0	1	45	18	Black	36		SN-871
	5-0	1	45	18	Blue	36		88861741-21
	5-0	1	75	30	Black	36		SN-368
	4-0	1.5	25	10	Black	12		SN-772G
	4-0	1.5	45	18	Black	36		SN-872
	4-0	1.5	45	18	Blue	36		88861741-31





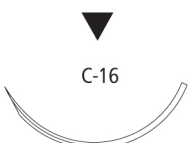
REVERSE CUTTING

Needles Specifications	Size		Length		Color	Units Per box	Comments	Reorder code
	USP	EP	cm	Inches				
C-12 3/8 Circle 16.0 mm 	6-0	0.7	45	18	Blue	36		88861747-11
	6-0	0.7	45	18	Black	36		SN-660
	6-0	0.7	75	30	Black	36		SN-760
	5-0	1	45	18	Black	36		SN-659
	5-0	1	45	18	Black	12		SN-659G
	5-0	1	75	30	Black	36		SN-761
	4-0	1.5	75	30	Black	36		SN-762
	3-0	2	75	30	Black	36		SN-763
C-13 3/8 Circle 19.0 mm 	6-0	0.7	45	18	Blue	36		88861756-11
	5-0	1	45	18	Blue	36		88861756-21
	5-0	1	45	18	Black	12		SN-661G
	5-0	1	45	18	Black	36		SN-661
	5-0	1	75	30	Black	36		SN-643
	4-0	1.5	25	10	Black	12		SN-552G
	4-0	1.5	45	18	Black	12		SN-662G
	4-0	1.5	45	18	Black	36		SN-662
	4-0	1.5	45	18	Blue	36		88861756-31
	4-0	1.5	75	30	Blue	36		88861757-31
	4-0	1.5	90	36	Black	36		SN-644
	3-0	2	45	18	Black	36		SN-653
	3-0	2	45	18	Blue	36		88861756-41
	3-0	2	75	30	Black	36		SN-641
	3-0	2	75	30	Blue	36		88861757-41
	3-0	2	90	36	Black	36		SN-665
	2-0	3	45	18	Blue	36		88861756-51
	2-0	3	75	30	Black	36		SN-750
2-0	3	90	36	Black	36		SN-666	






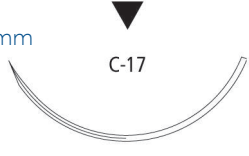

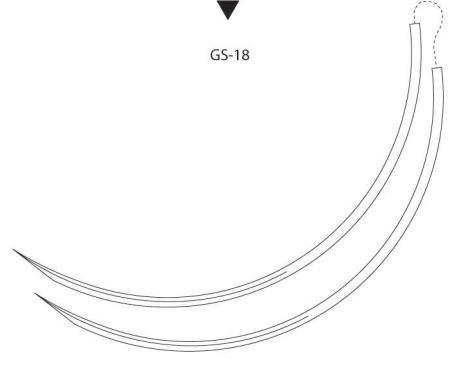
REVERSE CUTTING

Needles Specifications	Size		Length		Color	Units Per box	Comments	Reorder code
	USP	EP	cm	Inches				
C-14 3/8 Circle 24.0 mm 	4-0	1.5	45	18	Black	36		SN-658
	4-0	1.5	45	18	Blue	36		88861744-31
	4-0	1.5	75	30	Blue	36		88861799-31
	4-0	1.5	90	36	Black	36		SN-649
	3-0	2	45	18	Black	12		SN-663G
	3-0	2	45	18	Black	36		SN-663
	3-0	2	45	18	Blue	36		88861744-41
	3-0	2	75	30	Blue	36		88861799-41
	3-0	2	75	30	Black	36		SN-669
	3-0	2	90	36	Black	36		SN-648
	2-0	3	45	18	Black	36		SN-758
	2-0	3	75	30	Undyed	36		88861799-51
	2-0	3	90	36	Black	36		SN-747
C-15 3/8 Circle 26.0 mm 	2-0	3	45	18	Black	12		SN-764G
	2-0	3	45	18	Black	36		SN-764
	2-0	3	45	18	Blue	36		88861744-51
	2-0	3	75	30	Black	12		SN-664G
	2-0	3	75	30	Black	36		SN-664
	2-0	3	90	36	Blue	36		88861720-51
	0	3.5	75	30	Black	36		SN-765
C-16 3/8 Circle 30.0 mm 	4-0	1.5	75	30	Black	36		SN-670
	3-0	2	75	30	Blue	36		88861750-41
	3-0	2	75	30	Black	12		SN-671G
	3-0	2	75	30	Black	36		SN-671
	3-0	2	90	36	Black	36		SN-771
	2-0	3	75	30	Black	36		SN-688
	2-0	3	90	36	Black	36		SN-788
	0	3.5	75	30	Black	36		SN-689
	1	4	90	36	Black	36		SN-790







REVERSE CUTTING

Needles Specifications	Size		Length		Color	Units Per box	Comments	Reorder code
	USP	EP	cm	Inches				
C-18 3/8 Circle 35.0 mm 	3-0	2	90	36	Black	36		SN-693
	2-0	3	90	36	Black	36		SN-694
C-17 3/8 Circle 39.0 mm 	4-0	1.5	75	30	Black	36		SN-672
	3-0	2	75	30	Black	12		SN-673G
	3-0	2	75	30	Black	36		SN-673
	3-0	2	75	30	Blue	36		88861727-41
	2-0	3	75	30	Blue	36		88861727-51
	2-0	3	75	30	Black	36		SN-674
	0	3.5	90	36	Black	36		SN-775
	1	4	90	36	Black	36		SN-776
	2	5	90	36	Black	36		SN-777
GS-18 3/8 Circle 77.0 mm 	2	5	45	18	Black	24	With bolster and weight	CN-290
GS-18 3/8 Circle 77.0 mm Double-arm 	2	5	75	30	Black	24		CN-490









REVERSE CUTTING									
Needles Specifications	Size		Length		Color	Units Per box	Comments	Reorder code	
	USP	EP	cm	Inches					
C-22 1/2 Circle 20.0 mm 	5-0	1	75	30	Black	36		SN-629	
	4-0	1.5	75	30	Black	36		SN-630	
	3-0	2	75	30	Black	36		SN-631	
C-23 1/2 Circle 24.0 mm 	3-0	2	90	36	Black	36		SN-247	
C-25 1/2 Circle 30.0 mm 	3-0	2	75	30	Black	36		SN-681	
	3-0	2	90	36	Black	36		SN-781	
	2-0	3	75	30	Black	36		SN-682	
	2-0	3	90	36	Black	36		SN-782	
GS-11 1/2 Circle 37.0 mm 	3-0	2	90	36	Black	36		SN-881	
	2-0	3	75	30	Black	36		CN-819	
	1	4	90	36	Black	36		CN-822	






PREMIUM REVERSE CUTTING

Needles Specifications	Size		Length		Color	Units Per box	Comments	Reorder code
	USP	EP	cm	Inches				
P-16 3/8 Circle 7.0 mm 	7-0	0.5	45	18	Black	12		SN-1647G
	7-0	0.5	45	18	Black	36		SN-1647
P-10 3/8 Circle 11.0 mm 	7-0	0.5	45	18	Black	12	Surgalloy™	SN-3686
	6-0	0.7	45	18	Black	12	Surgalloy™	SN-3697
	6-0	0.7	45	18	Clear	12	Surgalloy™	SN-1689G
	6-0	0.7	45	18	Black	36	Surgalloy™	SN-5697
	6-0	0.7	45	18	Clear	36	Surgalloy™	SN-1689
	6-0	0.7	45	18	Blue	12		88861754-13
	5-0	1	45	18	Black	12	Surgalloy™	SN-3695
P-13 3/8 Circle 13.0 mm 	6-0	0.7	45	18	Black	36	Surgalloy™	SN-5696
	6-0	0.7	45	18	Black	12	Surgalloy™	SN-5696G
	6-0	0.7	45	18	Blue	12	Surgalloy™	SDN-5696G
	5-0	1	45	18	Black	12	Surgalloy™	SN-5698G
	5-0	1	45	18	Clear	12	Surgalloy™	SN-5690G
	5-0	1	45	18	Black	36	Surgalloy™	SN-5698
	5-0	1	45	18	Clear	36	Surgalloy™	SN-5690
	5-0	1	45	18	Blue	12	Surgalloy™	88861749-24
	4-0	1.5	45	18	Black	12	Surgalloy™	SN-5699G
	4-0	1.5	45	18	Black	36	Surgalloy™	SN-5699
	4-0	1.5	45	18	Clear	36	Surgalloy™	SN-5691
	4-0	1.5	45	18	Blue	12	Surgalloy™	SDN-5691G
	P-11 3/8 Circle 16.0 mm 	6-0	0.7	45	18	Black	12	Surgalloy™
5-0		1	45	18	Black	12	Surgalloy™	SN-5668G
5-0		1	45	18	Black	36	Surgalloy™	SN-5668
4-0		1.5	45	18	Black	12	Surgalloy™	SN-5694G
4-0		1.5	45	18	Black	36	Surgalloy™	SN-5694







PREMIUM REVERSE CUTTING

Needles Specifications	Size		Length		Color	Units Per box	Comments	Reorder code
	USP	EP	cm	Inches				
P-12 3/8 Circle 19.0 mm 	6-0	0.7	45	18	Black	12	Surgalloy™	SN-5665G
	5-0	1	45	18	Black	12	Surgalloy™	SN-5666G
	5-0	1	45	18	Black	36	Surgalloy™	SN-5666
	4-0	1.5	45	18	Clear	12	Surgalloy™	SN-5677
	4-0	1.5	45	18	Black	12	Surgalloy™	SN-5667G
	4-0	1.5	45	18	Black	36	Surgalloy™	SN-5667
	4-0	1.5	45	18	Blue	12	Surgalloy™	SDN-5666G
	3-0	2	45	18	Black	12	Surgalloy™	SN-5669G
	3-0	2	45	18	Black	36	Surgalloy™	SN-5669
	2-0	3	45	18	Black	36	Surgalloy™	SN-5670





PREMIUM REVERSE CUTTING									
Needles Specifications	Size		Length		Color	Units Per box	Comments	Reorder code	
	USP	EP	cm	Inches					
P-14 3/8 Circle 24.0 mm 	4-0	1.5	45	18	Black	12	Surgalloy™	SN-5862G	
	3-0	2	45	18	Black	12	Surgalloy™	SN-5663G	
	3-0	2	45	18	Black	36	Surgalloy™	SN-5663	
	3-0	2	45	18	Blue	12	Surgalloy™	SDN-5943G	
P-24 1/2 Circle 16.0 mm 	6-0	0.7	45	18	Black	12	Surgalloy™	SN-5660G	
	4-0	1.5	45	18	Black	12	Surgalloy™	SN-5662G	
	4-0	1.5	45	18	Black	36	Surgalloy™	SN-5662	





CONVENTIONAL CUTTING									
Needles Specifications	Size		Length		Color	Units Per box	Comments	Reorder code	
	USP	EP	cm	Inches					
PC-13 3/8 Circle 11.0 mm 	6-0	0.7	45	18	Black	36		SN-1956	
	5-0	1	45	18	Black	36		SN-1955	
	4-0	1.5	45	18	Black	36		SN-1954	
PC-11 3/8 Circle 16.0 mm 	6-0	0.7	45	18	Black	36		SN-1966	
	5-0	1	45	18	Black	12	Surgalloy™	SN-3965	
	4-0	1.5	45	18	Black	36		SN-1964	
PC-12 3/8 Circle 19.0 mm 	5-0	1	45	18	Black	36		SN-1995	
	4-0	1.5	45	18	Black	36		SN-1994	
	3-0	2	45	18	Black	36		SN-1693	
SCE-4 3/8 Circle 19.0 mm 	5-0	1	45	18	Blue	36		88861742-21	
	4-0	1.5	45	18	Blue	36		88861742-31	
	4-0	1.5	45	18	Black	36		SN-568	
	3-0	2	45	18	Blue	36		88861742-41	
GCC-90 3/8 Circle 90.0 mm 	2-0	3	100	40	Black	36		CN-791	
	0	3.5	100	40	Black	36		CN-792	
	1	4	100	40	Black	36		CN-793	



















CONVENTIONAL CUTTING								
Needles Specifications	Size		Length		Color	Units Per box	Comments	Reorder code
	USP	EP	cm	Inches				
SC-1 Straight 51.0 mm ▲  SC-1	4-0	1.5	90	36	Black	36		SN-615
	3-0	2	90	36	Black	36		SN-616
	2-0	3	90	36	Black	36		SN-617
SC-2 Straight 60.0 mm ▲  SC-2	3-0	2	75	30	Black	36		SN-627
	3-0	2	75	30	Blue	36		88861764-41
	2-0	3	75	30	Black	36		SN-628
	2-0	3	75	30	Blue	36		88861764-51
	2-0	3	100	40	Black	36		SN-728








TAPER POINT										
Needles Specifications			Size		Length		Color	Units Per box	Comments	Reorder code
			USP	EP	cm	Inches				
MV-50-3 3/8 Circle 4.0 mm	 MV-50-3 	11-0	0.1	13	5	Black	12	Surgalloy™	N-2500	
MV-70-3 3/8 Circle 4.0 mm	 MV-70-3 	11-0	0.1	13	5	Black	12	Surgalloy™	N-2510	
		10-0	0.2	13	5	Black	12	Surgalloy™	N-2512	
MV-135-3 3/8 Circle 4.0 mm	 MV-135-3 	10-0	0.2	13	5	Black	12	Surgalloy™	N-2540	
		9-0	0.3	8	3	Black	12	Surgalloy™	N-1603G	
		8-0	0.4	13	5	Black	12	Surgalloy™	N-2541	
MV-70-4 3/8 Circle 5.0 mm	 MV-70-4 	10-0	0.2	13	5	Black	12	Surgalloy™	N-2514	
MV-100-4 3/8 Circle 5.0 mm	 MV-100-4 	10-0	0.2	13	5	Black	12	Surgalloy™	N-2530	
		9-0	0.3	13	5	Black	12	Surgalloy™	N-2532	
MV-135-4 3/8 Circle 5.0 mm	 MV-135-4 	10-0	0.2	13	5	Black	12	Surgalloy™	N-2544	
		9-0	0.3	13	5	Black	12	Surgalloy™	N-2546	
		8-0	0.4	13	5	Black	12	Surgalloy™	N-2543	
MV-135-5 3/8 Circle 6.0 mm	 MV-135-5 	9-0	0.3	13	5	Black	12	Surgalloy™	N-2548	
		8-0	0.4	13	5	Black	12	Surgalloy™	N-2547	







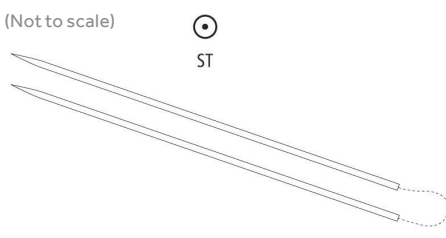


TAPER POINT									
Needles Specifications	Size		Length		Color	Units Per box	Comments	Reorder code	
	USP	EP	cm	Inches					
GS-22 1/2 Circle 27.0 mm 	0	3.5	100	40	Black	36		CN-225	
GS-24 1/2 Circle 40.0 mm 	0	3.5	100	40	Black	36		CN-723	
	1	4	100	40	Black	36		CN-722	
GS-24 LOOP 1/2 Circle 40.0 mm 	0	3.5	150	60	Black	24	Loop	CN-825-L	






TAPER POINT

Needles Specifications	Size		Length		Color	Units Per box	Comments	Reorder code
	USP	EP	cm	Inches				
GS-25 1/2 Circle 48.0 mm  GS-25	1	4	100	40	Black	36		CN-724
GS-25 LOOP 1/2 Circle 48.0 mm  GS-25	1	4	150	60	Black	24	Loop	CN-830-L
GS-26 1/2 Circle 65.0 mm  GS-26	1	4	150	60	Black	24		CN-824
	2	5	150	60	Black	24		CN-825
GS-26 LOOP 1/2 Circle 65.0 mm  GS-26	0	3.5	240	96	Black	24	Loop	CN-823-L
ST Straight 60.0 mm Double-arm (Not to scale)  ST	2-0	3	90	36	Black	36		GN-283
	0	3.5	90	36	Black	36		GN-284








HEAVY TAPER POINT

Needles Specifications	Size		Length		Color	Units Per box	Comments	Reorder code
	USP	EP	cm	Inches				
HGS-22 1/2 Circle 27.0 mm 	0	3.5	100	40	Black	36		CN-925
	1	4	100	40	Black	36		CN-926

TAPERCUTTING

Needles Specifications	Size		Length		Color	Units Per box	Comments	Reorder code
	USP	EP	cm	Inches				
MVK-70-3 3/8 Circle 4.0 mm 	10-0	0.2	13	5	Black	12	Surgalloy™	N-2513
MVK-100-4 3/8 Circle 5.0 mm 	10-0	0.2	13	5	Black	12	Surgalloy™	N-2531
	9-0	0.3	13	5	Black	12	Surgalloy™	N-2533

BLUNT POINT

Needles Specifications	Size		Length		Color	Units Per box	Comments	Reorder code
	USP	EP	cm	Inches				
BGS-25 1/2 Circle 48.0 mm 	1	4	100	40	Black	36	ProtectPoint™	CN-771



PREMIUM SPATULA

Needles Specifications	Size	Length	Color	Units	Comments	Reorder code
SE-100-8 1/4 Circle 6.3 mm Double-arm 	8-0	30	Black	12	Surgalloy™	N-2714K
SS-24 1/4 Circle 8.6 mm Double-arm 	5-0	45	Black	12	Surgalloy™	N-2781K
SE-140-6 3/8 Circle 6.3 mm 	10-0	20	Black	12	Surgalloy™	N-2730-K
SE-140-6 3/8 Circle 6.3 mm Double-arm 	10-0	30	Black	12	Surgalloy™	N-2770-K
	9-0	30	Black	12	Surgalloy™	N-2771-K
SE-140-8 3/8 Circle 6.3 mm 	10-0	20	Black	12	Surgalloy™	N-2736K
SE-140-8 3/8 Circle 6.3 mm Double-arm 	10-0	30	Black	12	Surgalloy™	N-2718K
	9-0	30	Black	12	Surgalloy™	N-2717-K
SE-CC-6 Compound curve 4.8 mm Double-arm 	10-0	30	Black	12	Surgalloy™	N-2799-K
SE-160-4 1/2 Circle 5.5 mm Double-arm 	11-0	30	Black	12	Surgalloy™	N-2705K
	10-0	30	Black	12	Surgalloy™	N-2704K



SPATULA

Needles Specifications	Image	Size		Length		Color	Units Per box	Comments	Reorder code
		USP	EP	cm	Inches				
SE-160-6 1/2 Circle 5.5 mm	 SE-160-6	10-0	0.2	20	8	Black	12	Surgalloy™	N-2734K
SE-160-6 1/2 Circle 5.5 mm Double-arm	 SE-160-6	10-0	0.2	15	6	Black	12	Surgalloy™	N-2757K
		10-0	0.2	30	12	Black	12	Surgalloy™	N-2756K
		9-0	0.3	30	12	Black	12	Surgalloy™	N-2760K
SE-160-8 1/2 Circle 5.5 mm	 SE-160-8	10-0	0.2	15	6	Black	12	Surgalloy™	N-2766K
SE-160-8 1/2 Circle 5.5 mm Double-arm	 SE-160-8	10-0	0.2	30	12	Black	12	Surgalloy™	N-2786K
		9-0	0.3	30	12	Black	12	Surgalloy™	N-2787K
SE-175-8 1/2 Circle 6.9 mm Double-arm	 SE-175-8	10-0	0.2	30	12	Black	12	Surgalloy™	N-2719K
		8-0	0.4	30	12	Black	12	Surgalloy™	N-2716K
SE-175-6 1/2 Circle 7.0 mm Double-arm	 SE-175-6	10-0	0.2	30	12	Black	12		N-2966K
		9-0	0.3	30	12	Black	12	Surgalloy™	N-2967
SS-2 1/2 Circle 8.6 mm Double-arm	 SS-2	5-0	1	45	18	Black	12	Surgalloy™	N-2761K



NOVAFIL™

Monofilament Polybutester

Supple and Flexible. Stretches with Healing.



SUPPLE & FLEXIBLE

- With less memory and less resistant against creep structural fatigue³
- Easier to work with and handle for the user^{1,3}

HYDROPHOBIC

- Repels water, doesn't absorb body fluids¹
- Easier removal

ELASTICITY

- Stretches with edema and returns to its original shape when swelling subsides¹
- Better cosmesis¹, and reduced risk of hypertrophic scarring^{2*}

Tensile Strength

Novafil™ polybutester sutures are not absorbed, nor is any significant change in tensile strength retention known to occur in vivo.

Packaging

Available clear or pigmented with Copper Phthalocyanine Blue, in sizes 1 (4 Metric), size 2–0 (metric 3) through 7–0 (0.5 Metric). The sutures are supplied sterile, in pre-cut lengths affixed to reverse cutting needle type using permanent needle attachment techniques.

Indications

Indicated for use in general soft tissue approximation and/or ligation, including use in cardiovascular and ophthalmic surgery, but not in microsurgery and neural tissue.

Description

Novafil™ monofilament polybutester sutures are nonabsorbable, sterile, surgical sutures composed of a copolymer of butylene terephthalate and polytetramethylene ether glycol.

Indications

Novafil™ polybutester sutures are indicated for use in general soft tissue approximation and/or ligation, including use in cardiovascular and ophthalmic surgery, but not in microsurgery and neural tissue.

Actions

Novafil™ polybutester sutures elicit a minimal acute inflammatory reaction in tissues, followed by gradual encapsulation of the suture by fibrous connective tissue.

Tensile Strength

Novafil™ polybutester sutures are not absorbed, nor is any significant change in tensile strength retention known to occur in vivo.

Sterilization

Gamma irradiation.





Packaging

Novafil™ polybutester sutures are available clear or pigmented with Copper Phthalocyanine Blue, in sizes 1 (4 Metric), size 2-0 (metric 3) through 7-0 (0.5 Metric). The sutures are supplied sterile, in pre-cut lengths affixed to reverse cutting needle type using permanent needle attachment techniques. Please refer to the individual package IFUs for complete instructions, indications, contraindications, warnings and precautions.

Please refer to the individual package IFUs for complete instructions, indications, contraindications, warnings and precautions.

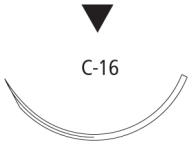
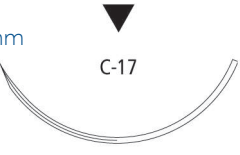

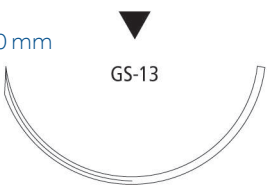
Novafil™

Novafil™ suture is a brand you have trusted for ~ 30 years with a proven history of performance..

REVERSE CUTTING								
Needles Specifications	Size		Length		Color	Units Per box	Comments	Reorder code
	USP	EP	cm	Inches				
C-1 3/8 Circle 12.0 mm 	6-0	0.7	45	18	Blue	12		8886441913
	5-0	1	45	18	Blue	12		8886441923
	4-0	1.5	45	18	Blue	12		8886441933
C-12 3/8 Circle 16.0 mm 	5-0	1	45	18	Blue	12		88864555-23
C-13 3/8 Circle 19.0 mm 	6-0	0.7	45	18	Blue	12	455	8886442013
	5-0	1	45	18	Blue	12		8886442023
	4-0	1.5	45	18	Blue	12		8886442033
	4-0	1.5	75	30	Blue	36		8886403231
	3-0	2	45	18	Blue	12		8886442043
	3-0	2	75	30	Blue	36		88864554-41
C-14 3/8 Circle 24.0 mm 	4-0	1.5	45	18	Blue	12		8886442233
	3-0	2	45	18	Blue	12		8886442243
	3-0	2	90	36	Blue	36		8886400241
	2-0	3	45	18	Blue	12		8886442253
	2-0	3	75	30	Blue	12		8886442153








REVERSE CUTTING

Needles Specifications	Size		Length		Color	Units Per box	Comments	Reorder code
	USP	EP	cm	Inches				
C-16 3/8 Circle 30.0 mm 	4-0	1.5	75	30	Blue	36		8886442431
	3-0	2	75	30	Blue	36		8886442441
	2-0	3	75	30	Blue	36		8886442451
	0	3.5	75	30	Blue	36		8886442461
C-17 3/8 Circle 39.0 mm 	3-0	2	75	30	Blue	36		8886442641
	2-0	3	75	30	Blue	36		8886442651
	0	3.5	75	30	Blue	36		8886442661
GS-11 1/2 Circle 37.0 mm 	0	3.5	100	40	Blue	12		8886400963
	1	4	75	30	Blue	36		8886443371
GS-13 1/2 Circle 48.0 mm (Not to scale) 	1	4	75	30	Blue	36		8886443671
	1	4	100	40	Blue	12		CPB-738G





PREMIUM REVERSE CUTTING

Needles Specifications	Size	EP	Length		Color	Units	Comments	Reorder code
			USP	EP				
P-10 3/8 Circle 11.0 mm 	7-0	0.5	45	18	Blue	12	Surgalloy™	8886441003
	6-0	0.7	45	18	Blue	12	Surgalloy™	8886441013
	5-0	1	45	18	Blue	12	Surgalloy™	8886441023
P-13 3/8 Circle 13.0 mm 	6-0	0.7	45	18	Blue	12	Surgalloy™	SPB-1213G
	5-0	1	45	18	Blue	12	Surgalloy™	SPB-5223G
	5-0	1	75	30	Blue	36	Surgalloy™	8886402721
	4-0	1.5	45	18	Blue	12	Surgalloy™	SPB-1233G
SBE-2 3/8 Circle 13.0 mm 	6-0	0.7	45	18	Blue	12		8886440013
	5-0	1	45	18	Blue	12		8886440023
P-11 3/8 Circle 16.0 mm 	6-0	0.7	45	18	Blue	12	Surgalloy™	SPB-5413G
	5-0	1	45	18	Blue	12	Surgalloy™	SPB-5142G
	5-0	1	75	30	Blue	36	Surgalloy™	8886402821
	4-0	1.5	45	18	Blue	12	Surgalloy™	SPB-5143G
	4-0	1.5	45	18	Blue	36	Surgalloy™	8886441431
	4-0	1.5	75	30	Blue	36	Surgalloy™	8886402831
SBE-3 3/8 Circle 16.0 mm 	6-0	0.7	45	18	Blue	12		8886440113
	5-0	1	45	18	Blue	12		8886440123
	4-0	1.5	45	18	Blue	12		8886440133


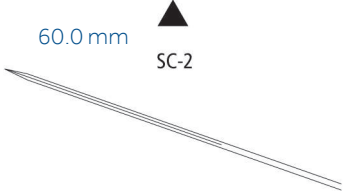


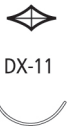




PREMIUM REVERSE CUTTING									
Needles Specifications	Size		Length		Color	Units Per box	Comments	Reorder code	
	USP	EP	cm	Inches					
P-12 3/8 Circle 19.0 mm 	5-0	1	45	18	Blue	12	Surgalloy™	SPB-1623G	
	4-0	1.5	45	18	Blue	12	Surgalloy™	SPB-5633G	
	4-0	1.5	75	30	Blue	36	Surgalloy™	8886442531	
	3-0	2	45	18	Blue	12	Surgalloy™	SPB-1643G	
	3-0	2	45	18	Blue	36	Surgalloy™	8886441543	
SBE-4 3/8 Circle 19.0 mm 	5-0	1	45	18	Blue	12		8886440223	
	4-0	1.5	45	18	Blue	12		8886440233	
	3-0	2	45	18	Blue	12		8886440243	
P-14 3/8 Circle 24.0 mm 	4-0	1.5	45	18	Blue	12	Surgalloy™	SPB-5833G	
	3-0	2	45	18	Blue	12	Surgalloy™	SPB-5843G	
	3-0	2	75	30	Blue	36	Surgalloy™	88864582-43	
	2-0	3	45	18	Blue	12	Surgalloy™	88864418-53	
	2-0	3	75	30	Blue	36	Surgalloy™	88864582-53	
SBE-6 3/8 Circle 24.0 mm 	4-0	1.5	45	18	Blue	12		8886440333	
	3-0	2	45	18	Blue	12		8886440343	
P-24 1/2 Circle 16.0 mm 	4-0	1.5	45	18	Clear	12	Surgalloy™	SPB-5433G	





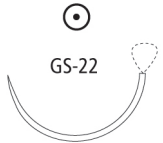
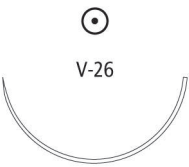




CONVENTIONAL CUTTING										
Needles Specifications	Size		Length		Color	Units Per box	Comments	Reorder code		
	USP	EP	cm	Inches						
PC-12 3/8 Circle 19.0 mm 	5-0	1	45	18	Blue	12			SPB-1945G	
SC-2 Straight 60.0 mm 	3-0	2	75	30	Blue	36			88864490-41	
	2-0	3	75	30	Blue	36			88864490-51	



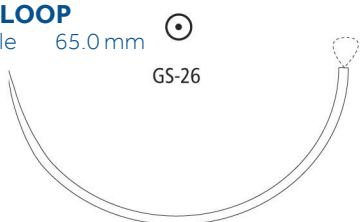
X CUTTING										
Needles Specifications	Size		Length		Color	Units Per box	Comments	Reorder code		
	USP	EP	cm	Inches						
DX-11 3/8 Circle 11.0 mm 	6-0	0.7	45	18	Blue	12	DermaX	XNF-697		
DX-16 3/8 Circle 16.0 mm 	6-0	0.7	45	18	Blue	12	DermaX	XNF-1966		
	5-0	1	45	18	Blue	12	DermaX	XNF-1965		
	4-0	1.5	45	18	Blue	12	DermaX	XNF-1964		
DX-19 3/8 Circle 19.0 mm 	5-0	1	45	18	Blue	12	DermaX	XNF-1995		
	4-0	1.5	45	18	Blue	12	DermaX	XNF-1994		
	3-0	2	45	18	Blue	12	DermaX	XNF-1993		



TAPER POINT

Needles Specifications	Size		Length		Color	Units Per box	Comments	Reorder code
	USP	EP	cm	Inches				
V-20 1/2 Circle 26.0 mm 	3-0	2	75	30	Blue	36	Surgalloy™	8886445241
	2-0	3	75	30	Blue	36	Surgalloy™	8886445251
	0	3.5	75	30	Blue	36	Surgalloy™	8886445261
GS-22 1/2 Circle 27.0 mm 	2-0	3	75	30	Blue	36		8886445951
	2-0	3	5×45	18	Blue	12	D-Tach™	8886445853
	0	3.5	5×45	18	Blue	12	D-Tach™	8886445863
	0	3.5	75	30	Blue	36		8886445961
	1	4	75	30	Blue	36		8886445971
GS-22 LOOP 1/2 Circle 27.0 mm 	2-0	3	150	60	Blue	36	Loop	88864619-51
V-26 1/2 Circle 37.0 mm 	3-0	2	75	30	Blue	36		8886445041
GS-21 1/2 Circle 37.0 mm 	0	3.5	5×45	18	Blue	12	D-Tach™	8886445463
	0	3.5	75	30	Blue	36		8886445561
	1	4	5×45	18	Blue	12	D-Tach™	8886445473
	1	4	75	30	Blue	36		8886445571
GS-24 1/2 Circle 40.0 mm 	1	4	75	30	Blue	36		88864463-71




TAPER POINT								
Needles Specifications	Size		Length		Color	Units Per box	Comments	Reorder code
	USP	EP	cm	Inches				
GS-25 1/2 Circle 48.0 mm (Not to scale) 	2	5	75	30	Blue	36		88864465-81
	1	4	5x45	18	Blue	12	D-Tach™	88864464-73
	1	4	75	30	Blue	36		88864465-71
GS-25 LOOP 1/2 Circle 48.0 mm 	0	3.5	200	80	Blue	12	Loop	88864538-63
GS-26 1/2 Circle 65.0 mm 	2	5	150	60	Blue	36		88864470-81
GS-26 LOOP 1/2 Circle 65.0 mm 	0	3.5	150	60	Blue	36	Loop	8886440861






HEAVY TAPER POINT

Needles Specifications	Size		Length		Color	Units Per box	Comments	Reorder code
	USP	EP	cm	Inches				
HGS-22 1/2 Circle 27.0 mm 	0	3.5	5×45	18	Blue	12	D-Tach™	8886446063

SPATULA

Needles Specifications	Size		Length		Color	Units Per box	Comments	Reorder code
	USP	EP	cm	Inches				
SS-1 1/6 Circle 5.6 mm Double-arm 	5-0	1	30	12	Blue	12	Surgalloy™	PB-7740K
SS-24 1/4 Circle 8.6 mm Double-arm 	6-0	0.7	30	12	Blue	12	Surgalloy™	PB-6713K
	5-0	1	30	12	Blue	12	Surgalloy™	PB-6723K



SURGILON™

Braided Nylon

Coated with Silicone to Enhance Handling.



The advanced extrusion process of the nylon molecule gives the suture:

- Uniform diameter
- Maximum flexibility of the strand
- Excellent security with snug and flattened knots
- Minimal memory
- Excellent and consistent knotting strength

Tensile Strength

As with any nylon suture, though not absorbed, progressive hydrolysis of the suture, in vivo, may result in gradual loss of its tensile strength over time.

Packaging

Available dyed black in sizes 1 (4 Metric) through 4-0 (1.5 Metric) and size 6-0 (0.7 metric). The sutures are supplied sterile, in pre-cut lengths or affixed to needles using both permanent and removable needle attachment techniques.

Indications

Indicated for use in general soft tissue approximation and/or ligation, including use in cardiovascular, ophthalmic, and neurological surgery.

Description

SURGILON™ braided sutures are inert, nonabsorbable, sterile sutures composed of the long-chain aliphatic polymers Nylon 6 and Nylon 6.6. The braided sutures are coated uniformly with silicone to enhance handling characteristics, ease of passage through tissue and reduction of capillarity.

Indications

SURGILON™ braided nylon sutures are indicated for use in general soft tissue approximation and/or ligation, including use in cardiovascular, ophthalmic, and neurological surgery.

Actions

SURGILON™ braided nylon sutures all elicit a minimal acute inflammatory reaction in tissue, which is followed by gradual encapsulation of the suture by fibrous connective tissue.

Tensile Strength

As with any nylon suture, though not absorbed, progressive hydrolysis of the suture, in vivo, may result in gradual loss of its tensile strength over time.

Sterilization

Surgilon™ braided nylon sutures are sterilized by ethylene oxide in sizes 6-0 (0.7 metric) and smaller and by gamma irradiation in sizes 2 (5 metric) through 5-0 (1 metric).

Packaging

SURGILON™ braided nylon sutures are available dyed black in sizes 1 (4 Metric) through 4-0 (1.5 Metric) and size 6-0 (0.7 metric). The sutures are supplied sterile, in pre-cut lengths or affixed to needles using both permanent and removable needle attachment techniques.

Please refer to the individual package IFUs for complete instructions, indications, contraindications, warnings and precautions.

Surgilon™

PRE-CUT


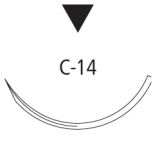



Needles Specifications	Size		Length		Color	Units Per box	Comments	Reorder code
	USP	EP	cm	Inches				
	4-0	1.5	12×45	18	Black	36	Pre-cut, RACETRAC	88861918-31
	4-0	1.5	7×75	30	Black	36	Pre-cut	88861919-31
	3-0	2	12×45	18	White	36	Pre-cut, RACETRAC	88861899-41
	3-0	2	12×45	18	Black	36	Pre-cut, RACETRAC	88861918-41
	3-0	2	7×75	30	Black	36	Pre-cut	88861919-41
	2-0	3	12×45	18	White	36	Pre-cut, RACETRAC	88861899-51
	2-0	3	12×45	18	Black	36	Pre-cut, RACETRAC	88861918-51
	2-0	3	7×75	30	Black	36	Pre-cut	88861919-51
	0	3.5	6×45	18	Black	36	Pre-cut, RACETRAC	88861917-61
	0	3.5	6×45	18	White	36	Pre-cut, RACETRAC	88861902-61
	0	3.5	7×75	30	Black	36	Pre-cut	88861919-61
	1	4	6×45	18	Black	36	Pre-cut, RACETRAC	88861917-71
	1	4	6×45	18	White	36	Pre-cut, RACETRAC	88861902-71
	1	4	7×75	30	Black	36	Pre-cut	88861919-71
	2	5	6×45	18	Black	24	Pre-cut, RACETRAC	88861917-82

REEL

Needles Specifications	Size		Length		Color	Units Per box	Comments	Reorder code
	USP	EP	cm	Inches				
	3-0	2	366	144	Black	24	Reel	88861906-42
	2-0	3	366	144	Black	24	Reel	88861906-52
	0	3.5	250	98	Black	24	Reel	88861920-62
	1	4	250	98	Black	24	Reel	88861920-72
	2	5	300	120	Black	12	Reel	88861914-83
	3	6	238	95	Black	12	Reel	88861920-93



REVERSE CUTTING

Needles Specifications	Size		Length		Color	Units Per box	Comments	Reorder code
	USP	EP	cm	Inches				
C-13 3/8 Circle 19.0 mm 	3-0	2	45	18	Black	12		88861931-43
	2-0	3	75	30	Black	36		88861982-51
C-14 3/8 Circle 24.0 mm 	3-0	2	75	30	Black	36		88861935-41
	2-0	3	45	18	Black	12		88861934-53
	2-0	3	75	30	Black	36		88861935-51
	0	3.5	75	30	Black	36		88861935-61
C-16 3/8 Circle 30.0 mm 	3-0	2	5 × 45	18	Black	24	D-Tach™	88861991-42
	2-0	3	75	30	Black	36		88861883-51
	0	3.5	75	30	Black	36		88861883-61
	1	4	75	30	Black	36		88861883-71
C-18 3/8 Circle 35.0 mm 	1	4	75	30	Black	36		88861922-71
GS-10 1/2 Circle 26.0 mm 	2-0	3	75	30	Black	36		88861932-51








REVERSE CUTTING

Needles Specifications	Size		Length		Color	Units Per box	Comments	Reorder code
	USP	EP	cm	Inches				
HOS-10 1/2 Circle 26.0 mm 	1	4	75	30	Black	36		88861896-71
GS-11 1/2 Circle 37.0 mm 	0	3.5	75	30	Black	36		88861915-61
	1	4	75	30	Black	36		88861915-71
HOS-12 1/2 Circle 40.0 mm 	1	4	5 × 45	18	Black	24	D-Tach™	88861913-72
	1	4	75	30	Black	36		88861895-71

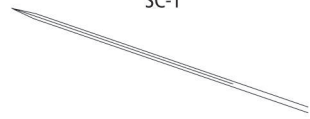
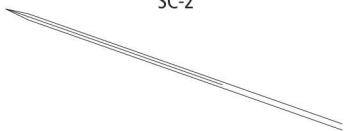
PREMIUM REVERSE CUTTING

Needles Specifications	Size		Length		Color	Units Per box	Comments	Reorder code
	USP	EP	cm	Inches				
P-13 3/8 Circle 13.0 mm 	5-0	1	45	18	Black	12	Surgalloy™	SBS-1928G
	4-0	1.5	45	18	White	12	Surgalloy™	SBS-1880G
P-11 3/8 Circle 16.0 mm 	4-0	1.5	45	18	Black	12		88861981-33
P-12 3/8 Circle 19.0 mm 	4-0	1.5	45	18	White	12	Surgalloy™	SBS-1884G
	3-0	2	45	18	White	12	Surgalloy™	SBS-1883G








CONVENTIONAL CUTTING

Needles Specifications	Size		Length		Color	Units Per box	Comments	Reorder code
	USP	EP	cm	Inches				
SC-1 Straight 51.0 mm ▲  SC-1	2-0	3	75	30	Black	36		88861985-51
	0	3.5	75	30	Black	36		88861985-61
	1	4	75	30	Black	36		88861985-71
SC-2 Straight 60.0 mm ▲  SC-2	0	3.5	75	30	Black	36		88861948-61
	2	5	75	30	Black	36		88861948-81

TAPER POINT

Needles Specifications	Size		Length		Color	Units Per box	Comments	Reorder code
	USP	EP	cm	Inches				
CV-20 1/2 Circle 10.0 mm ⊙  CV-20	5-0	1	5 × 45	18	Black	24	D-Tach™	88861910-22
	4-0	1.5	5 × 45	18	Black	24	D-Tach™	88861910-32
CV-22 1/2 Circle 13.0 mm ⊙  CV-22	4-0	1.5	5 × 45	18	Black	24	D-Tach™	88861957-32
CV-23 1/2 Circle 17.0 mm ⊙  CV-23	4-0	1.5	5 × 45	18	Black	24	D-Tach™	88861927-32
	4-0	1.5	75	30	Black	36		88861995-31
	3-0	2	5 × 45	18	Black	24	D-Tach™	88861927-42
	3-0	2	75	30	Black	36		88861995-41

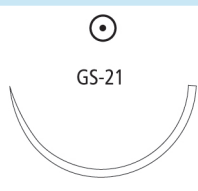

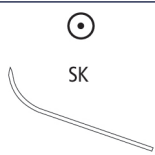






TAPER POINT										
Needles Specifications			Size		Length		Color	Units Per box	Comments	Reorder code
			USP	EP	cm	Inches				
CV-24 1/2 Circle 20.0 mm			4-0	1.5	5 × 45	18	Black	24	D-Tach™	88861989-32
			3-0	2	5 × 45	18	Black	24	D-Tach™	88861989-42
GS-23 1/2 Circle 22.0 mm			0	3.5	5 × 45	18	Black	24	D-Tach™	88861993-62
V-20 1/2 Circle 26.0 mm			3-0	2	5 × 45	18	Black	24	D-Tach™	88861958-42
			3-0	2	75	30	Black	36		88861951-41
			3-0	2	75	30	Black	24	D-Tach™	88861926-42
			2-0	3	45	18	Black	24	D-Tach™	88861958-52
			2-0	3	5 × 75	30	Black	24	D-Tach™	88861967-52
			2-0	3	75	30	Black	36		88861951-51
			0	3.5	75	30	Black	36		88861951-61
GS-22 1/2 Circle 27.0 mm			2-0	3	5 × 45	18	Black	24	D-Tach™	88861969-52
			0	3.5	5 × 45	18	Black	24	D-Tach™	88861969-62
			0	3.5	75	30	Black	36		88861968-61
			1	4	5 × 45	18	Black	24	D-Tach™	88861969-72
V-30 1/2 Circle 30.0 mm			2-0	3	75	30	Black	36		88861964-51
			0	3.5	75	30	Black	36		88861964-61





TAPER POINT										
Needles Specifications	Size		Length		Color	Units Per box	Comments	Reorder code		
	USP	EP	cm	Inches						
GS-21 1/2 Circle 37.0 mm 	2-0	3	5 × 45	18	Black	24	D-Tach™	88861962-52		
	0	3.5	75	30	Black	36		88861971-61		
	1	4	5 × 45	18	Black	24	D-Tach™	88861962-72		
	1	4	75	30	Black	36		88861971-71		
GS-25 1/2 Circle 48.0 mm 	0	3.5	5 × 45	18	Black	24	D-Tach™	88861998-62		
SK SKI 23.0 mm 	2-0	3	250	98	Black	36		88862011-51		

HEAVY TAPER POINT										
Needles Specifications	Size		Length		Color	Units Per box	Comments	Reorder code		
	USP	EP	cm	Inches						
HGS-22 1/2 Circle 27.0 mm 	2-0	3	5 × 45	18	Black	24	D-Tach™	88861928-52		
	0	3.5	5 × 45	18	Black	24	D-Tach™	88861928-62		
	1	4	5 × 45	18	Black	24	D-Tach™	88861928-72		

DIAMOND POINT										
Needles Specifications	Size		Length		Color	Units Per box	Comments	Reorder code		
	USP	EP	cm	Inches						
KV-25 1/2 Circle 22.0 mm 	0	3.5	5 × 45	18	Black	24	D-Tach™	88861909-62		



SOFSILK™

Wax Coated Braided Silk

Maximum Surgical Handling.



Sof silk™ braided silk sutures are nonabsorbable, sterile, non-mutagenic surgical sutures composed of natural proteinaceous silk fibers called fibroin. The braided sutures are available coated uniformly with either silicone or a special wax mixture to reduce capillarity and to increase surface lubricity which enhances handling characteristics, ease of passage through tissue, and knot run-down properties.

Tensile Strength

While Sof silk™ sutures are not absorbed, progressive degradation of the proteinaceous silk fiber in vivo may result in gradual loss of the suture's tensile strength over time.

Packaging

Available in black with Logwood extract and uniformly coated with silicone or a special wax mixture, in sizes 2 (5 Metric) through 8-0 (0.4 Metric). The sutures are supplied sterile, in pre-cut lengths and ligating reels, nonneeded or affixed to needles using both permanent and removable needle attachment techniques.

Indications

Indicated for use in general soft tissue approximation and/or ligation, including use in cardiovascular, ophthalmic, microsurgery, and neurological surgery.

Description

Sofsilk™ braided silk sutures are nonabsorbable, sterile, non-mutagenic surgical sutures composed of natural proteinaceous silk fibers called fibroin. This protein is derived from the domesticated silkworm species *Bombyx mori* of the family *bombycidae*. The silk fibers are treated to remove the naturally- occurring sericin gum and braided to produce Sofsilk™ surgical silk sutures. The braided sutures are available coated uniformly with either silicone or a special wax mixture to reduce capillarity and to increase surface lubricity which enhances handling characteristics, ease of passage through tissue, and knot run-down properties.

Indications

Sofsilk™ sutures are indicated for use in general soft tissue approximation and/or ligation, including use in cardiovascular, ophthalmic, microsurgery, and neurological surgery.

Actions

Sofsilk™ sutures elicit a minimal acute inflammatory reaction in tissue, which is followed by gradual encapsulation of the suture by fibrous connective tissue.

Tensile Strength

While Sofsilk™ sutures are not absorbed, progressive degradation of the proteinaceous silk fiber in vivo may result in gradual loss of the suture's tensile strength over time.

Sterilization

Gamma irradiation.

Packaging

Sofsilk™ sutures are available in black with Logwood extract and uniformly coated with silicone or a special wax mixture, in sizes 2 (5 Metric) through 8-0 (0.4 Metric). The sutures are supplied sterile, in pre-cut lengths and ligating reels, nonneedled or affixed to needles using both permanent and removable needle attachment techniques. Please refer to the individual package IFUs for complete instructions, indications, contraindications, warnings and precautions.

Please refer to the individual package IFUs for complete instructions, indications, contraindications, warnings and precautions.

PRE-CUT								
Needles Specifications	Size		Length		Color	Units Per box	Comments	Reorder code
	USP	EP	cm	Inches				
	5-0	1	12×45	18	Black	36	Pre-cut	S-182
	4-0	1.5	12×45	18	Black	24	Pre-cut, racetrac	S-193
	4-0	1.5	12×45	18	Black	36	Pre-cut	S-183
	4-0	1.5	12×60	24	Black	36	Pre-cut	S-243
	4-0	1.5	12×75	30	Black	36	Pre-cut	S-303
	3-0	2	12×45	18	Black	24	Pre-cut, racetrac	S-194
	3-0	2	12×45	18	Black	36	Pre-cut	S-184
	3-0	2	12×60	24	Black	24	Pre-cut, racetrac	S-254
	3-0	2	12×60	24	Black	36	Pre-cut	S-244
	3-0	2	12×75	30	Black	24	Pre-cut, racetrac	S-404
	3-0	2	12×75	30	Black	36	Pre-cut	S-304
	2-0	3	12×45	18	Black	24	Pre-cut, racetrac	S-195
	2-0	3	12×45	18	Black	36	Pre-cut	S-185
	2-0	3	12×60	24	Black	36	Pre-cut	S-245
	2-0	3	12×75	30	Black	36	Pre-cut	S-305
	2-0	3	2×150	60	Black	36	Pre-cut	S-605
	0	3.5	6×45	18	Black	24	Pre-cut, racetrac	S-196
	0	3.5	12×45	18	Black	24	Pre-cut	S-176
	0	3.5	12×60	24	Black	24	Pre-cut	S-346
	0	3.5	6×60	24	Black	36	Pre-cut	S-246
	0	3.5	12×75	30	Black	24	Pre-cut	S-316
	0	3.5	2×150	60	Black	36	Pre-cut	S-606
	1	4	6×45	18	Black	24	Pre-cut, racetrac	S-197
	1	4	6×45	18	Black	36	Pre-cut	S-187
	1	4	12×75	30	Black	24	Pre-cut	S-317
	1	4	2×150	60	Black	36	Pre-cut	S-607
	2	5	12×75	30	Black	24	Pre-cut	S-318
	2	5	2×150	60	Black	36	Pre-cut	S-608



PRE-CUT

Needles Specifications	Size		Length		Color	Units Per box	Comments	Reorder code
	USP	EP	cm	Inches				
	5	7	3×60	24	Black	36	Pre-cut	S-282
	5	7	2×150	60	Black	12	Pre-cut	S-610

NON-NEELED-STANDARD LENGTH

Needles Specifications	Size		Length		Color	Units Per box	Comments	Reorder code
	USP	EP	cm	Inches				
	2	5	100	40	Black	36	Standard length	S-206
	4	6	180	72	Black	12	Standard length	S-199

REEL





Needles Specifications	Size		Length		Color	Units Per box	Comments	Reorder code
	USP	EP	cm	Inches				
	4-0	1.5	250	98	Black	24	Reel	LS-640
	3-0	2	250	98	Black	24	Reel	LS-639
	2-0	3	250	98	Black	24	Reel	LS-638
	0	3.5	250	98	Black	24	Reel	LS-637
	1	4	250	98	Black	24	Reel	LS-636

REVERSE CUTTING

Needles Specifications	Size		Length		Color	Units Per box	Comments	Reorder code	
	USP	EP	cm	Inches					
HE-6 3/8 Circle 7.4 mm Double-arm		7-0	0.5	45	18	Black	12	S-1768K	
		6-0	0.7	45	18	Black	12	Surgalloy™	S-1769K
HE-5 3/8 Circle 8.6 mm Double-arm		6-0	0.7	30	12	Black	12	Surgalloy™	S-1746K







REVERSE CUTTING									
Needles Specifications	Size		Length		Color	Units Per box	Comments	Reorder code	
	USP	EP	cm	Inches					
HE-1 3/8 Circle 11.0 mm Double-arm 	6-0	0.7	45	18	Black	12	Surgalloy™	S-1750K	
C-1 3/8 Circle 12.0 mm 	6-0	0.7	45	18	Black	36		S-1172	
	5-0	1	45	18	Black	36		S-1173	
	4-0	1.5	45	18	Black	36		S-1174	
	4-0	1.5	75	30	Black	36		S-1373	
C-1 3/8 Circle 12.0 mm Double-arm 	6-0	0.7	45	18	Black	12		S-1272	
	4-0	1.5	30	12	Black	12		S-1735	
	4-0	1.5	45	18	Black	12		S-1274	
HE-3 3/8 Circle 13.0 mm Double-arm 	4-0	1.5	45	18	Black	12	Surgalloy™	S-1789K	
	4-0	1.5	45	18	Black	12	Surgalloy™	S-1783K	








REVERSE CUTTING

Needles Specifications	Size		Length		Color	Units Per box	Comments	Reorder code
	USP	EP	cm	Inches				
C-12 3/8 Circle 16.0 mm 	6-0	0.7	45	18	Black	36		SS-681
	5-0	1	75	30	Black	36		SS-673
	4-0	1.5	45	18	Black	12		SS-686
	4-0	1.5	75	30	Black	36		SS-645
	3-0	2	75	30	Black	36		SS-745
	2-0	3	75	30	Black	36		SS-746
C-13 3/8 Circle 19.0 mm 	5-0	1	45	18	Black	36		SS-682
	5-0	1	75	30	Black	36		SS-652
	4-0	1.5	45	18	Black	12		SS-683G
	4-0	1.5	45	18	Black	36		SS-683
	4-0	1.5	75	30	Black	36		SS-653
	3-0	2	45	18	Black	36		SS-694
	3-0	2	75	30	Black	36		SS-654
	2-0	3	75	30	Black	36		SS-655
	0	3.5	75	30	Black	36		SS-656


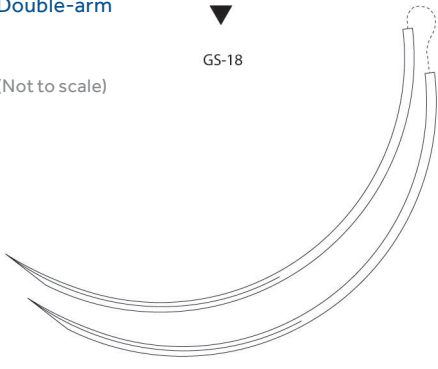




REVERSE CUTTING									
Needles Specifications	Size		Length		Color	Units Per box	Comments	Reorder code	
	USP	EP	cm	Inches					
C-14 3/8 Circle 24.0 mm 	4-0	1.5	45	18	Black	36		SS-629	
	3-0	2	45	18	Black	36		SS-684	
	3-0	2	45	18	Black	12		SS-684G	
	3-0	2	75	30	Black	36		SS-784	
	2-0	3	45	18	Black	36		SS-695	
	2-0	3	75	30	Black	36		SS-785	
	0	3.5	75	30	Black	36		SS-786	
	1	4	75	30	Black	36		SS-787	
C-15 3/8 Circle 26.0 mm 	2-0	3	45	18	Black	12		SS-685G	
	2-0	3	45	18	Black	36		SS-685	
C-16 3/8 Circle 30.0 mm 	3-0	2	75	30	Black	36		SS-675	
	2-0	3	45	18	Black	36		SS-677	
	2-0	3	75	30	Black	36		SS-679	
	0	3.5	45	18	Black	36		SS-678	
	0	3.5	5 × 75	30	Black	24	D-Tach™	SS-70-M	
	0	3.5	75	30	Black	36		SS-680	
	1	4	75	30	Black	36		SS-689	









REVERSE CUTTING

Needles Specifications	Size		Length		Color	Units Per box	Comments	Reorder code
	USP	EP	cm	Inches				
C-17 3/8 Circle 39.0 mm 	2-0	3	75	30	Black	36		SS-648
	0	3.5	75	30	Black	36		SS-647
	1	4	75	30	Black	36		SS-646
	2	5	75	30	Black	36		SS-651
GS-18 3/8 Circle 77.0 mm Double-arm (Not to scale) 	2	5	75	30	Black	24		CS-482
	5	7	75	30	Black	24		CS-485
HE-7 1/2 Circle 7.4 mm Double-arm 	7-0	0.5	45	18	Black	12		S-1766K
	6-0	0.7	45	18	Black	12	Surgalloy™	S-1765K
C-21 1/2 Circle 13.0 mm 	4-0	1.5	5 × 45	18	Black	24	D-Tach™	SS-82-M





REVERSE CUTTING										
Needles Specifications	Size		Length		Color	Units Per box	Comments	Reorder code		
	USP	EP	cm	Inches						
C-22 1/2 Circle 20.0 mm 	4-0	1.5	45	18	Black	36		SS-733		
C-23 1/2 Circle 24.0 mm 	3-0	2	45	18	Black	36		SS-732		
		2	75	30	Black	36		SS-632		
		2-0	3	45	18	Black	36		SS-734	
		2-0	3	75	30	Black	36		SS-633	
GS-10 1/2 Circle 26.0 mm 	2-0	3	45	18	Black	36		CS-390		
GS-11 1/2 Circle 37.0 mm 	2-0	3	75	30	Black	36		CS-490		

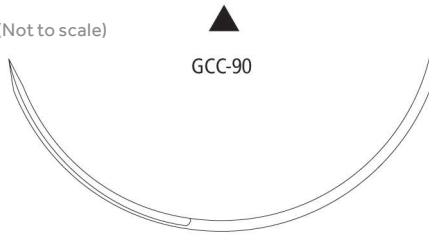

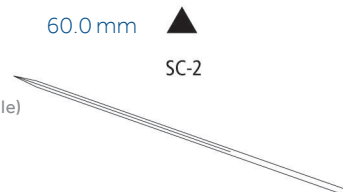




PREMIUM REVERSE CUTTING										
Needles Specifications			Size		Length		Color	Units Per box	Comments	Reorder code
			USP	EP	cm	Inches				
P-10 3/8 Circle 11.0 mm			6-0	0.7	45	18	Black	36	Surgalloy™	SS-5639
			6-0	0.7	45	18	Black	12	Surgalloy™	SS-1639G
P-13 3/8 Circle 13.0 mm			6-0	0.7	45	18	Black	12	Surgalloy™	SS-5649G
			5-0	1	45	18	Black	36	Surgalloy™	SS-5640
			4-0	1.5	45	18	Black	12	Surgalloy™	SS-5641G
			4-0	1.5	45	18	Black	36	Surgalloy™	SS-5641
P-11 3/8 Circle 16.0 mm			5-0	1	45	18	Black	36	Surgalloy™	SS-5678
P-12 3/8 Circle 19.0 mm			5-0	1	45	18	Black	36	Surgalloy™	SS-5676
			4-0	1.5	45	18	Black	36	Surgalloy™	SS-5677
			3-0	2	45	18	Black	36	Surgalloy™	SS-5679
P-14 3/8 Circle 24.0 mm			3-0	2	45	18	Black	36	Surgalloy™	SS-5684
			2-0	3	45	18	Black	12		SS-5685G
P-24 1/2 Circle 16.0 mm			4-0	1.5	45	18	Black	12	Surgalloy™	SS-1694G









CONVENTIONAL CUTTING									
Needles Specifications	Size		Length		Color	Units Per box	Comments	Reorder code	
	USP	EP	cm	Inches					
GCC-90 3/8 Circle 90.0 mm (Not to scale) 	2-0	3	100	40	Black	36		CS-791	
	0	3.5	100	40	Black	36		CS-792	
	1	4	100	40	Black	36		CS-793	
	2	5	100	40	Black	36		CS-794	
SC-1 Straight Double-arm 51.0 mm (Not to scale) 	2-0	3	75	30	Black	36		SS-523	
	1	4	75	30	Black	36		SS-525	
SC-2 Straight 60.0 mm (Not to scale) 	4-0	1.5	75	30	Black	36		SS-621	
	3-0	2	75	30	Black	36		SS-622	
	3-0	2	100	40	Black	36		SS-722	
	2-0	3	75	30	Black	36		SS-623	
	2-0	3	100	40	Black	36		SS-723	
	0	3.5	75	30	Black	36		SS-624	

TAPER POINT									
Needles Specifications	Size		Length		Color	Units Per box	Comments	Reorder code	
	USP	EP	cm	Inches					
CV-1 3/8 Circle 9.0 mm 	6-0	0.7	45	18	Black	36	Surgalloy™	VS-802	
CV-1 3/8 Circle Double-arm 9.0 mm 	7-0	0.5	45	18	Black	36	Surgalloy™	VS-809	





TAPER POINT										
Needles Specifications			Size		Length		Color	Units Per box	Comments	Reorder code
			USP	EP	cm	Inches				
CV-11 3/8 Circle 13.0 mm 	6-0	0.7	75	30	Black	36	Surgalloy™	VS-889		
	5-0	1	75	30	Black	36	Surgalloy™	VS-890		
	4-0	1.5	75	30	Black	36	Surgalloy™	VS-891		
CV-11 3/8 Circle 13.0 mm Double-arm 	6-0	0.7	45	18	Black	36	Surgalloy™	VS-806		
	6-0	0.7	5×60	24	Black	12	Surgalloy™	VS-706-M		
	4-0	1.5	45	18	Black	36	Surgalloy™	VS-709		
CV-15 3/8 Circle 17.0 mm 	5-0	1	75	30	Black	36	Surgalloy™	VS-880		
	4-0	1.5	75	30	Black	36	Surgalloy™	VS-881		
	3-0	2	75	30	Black	36	Surgalloy™	VS-882		
	2-0	3	75	30	Black	36	Surgalloy™	VS-823		
CV-15 3/8 Circle 17.0 mm Double-arm 	4-0	1.5	60	24	Black	36	Surgalloy™	VS-581		





TAPER POINT										
Needles Specifications			Size		Length		Color	Units Per box	Comments	Reorder code
			USP	EP	cm	Inches				
CVF-21 1/2 Circle 12.0 mm		CVF-21 	5-0	1	45	18	Black	36	Surgalloy™	CS-210
			4-0	1.5	45	18	Black	36	Surgalloy™	CS-211
CV-22 1/2 Circle 13.0 mm		CV-22 	4-0	1.5	5 × 45	18	Black	24	D-Tach™	GS-44-M





TAPER POINT									
Needles Specifications	Size		Length		Color	Units Per box	Comments	Reorder code	
	USP	EP	cm	Inches					
CV-23 1/2 Circle 17.0 mm 	5-0	1	75	30	Black	36	Surgalloy™	VS-870	
	4-0	1.5	75	30	Black	36	Surgalloy™	VS-871	
	3-0	2	5 × 45	18	Black	24	D-Tach™	GS-47-M	
	3-0	2	75	30	Black	36	Surgalloy™	VS-872	
	2-0	3	75	30	Black	36	Surgalloy™	VS-873	
CV-24 1/2 Circle 20.0 mm 	4-0	1.5	75	30	Black	36		GS-451	
	3-0	2	75	30	Black	36		GS-452	
	2-0	3	75	30	Black	36		GS-453	
CV-25 1/2 Circle 22.0 mm 	4-0	1.5	5 × 45	18	Black	24	D-Tach™	GS-34-M	
	3-0	2	5 × 45	18	Black	24	D-Tach™	GS-33-M	
	3-0	2	5 × 75	30	Black	24	D-Tach™	GS-30-M	
CV-25 1/2 Circle 22.0 mm Double-arm 	3-0	2	75	30	Black	36	Surgalloy™	VS-552	
GS-23 1/2 Circle 22.0 mm 	2-0	3	75	30	Black	36		CS-562	





TAPER POINT									
Needles Specifications	Size		Length		Color	Units Per box	Comments	Reorder code	
	USP	EP	cm	Inches					
V-20 1/2 Circle 26.0 mm 	4-0	1.5	5 × 45	18	Black	24	D-Tach™	GS-64-M	
	4-0	1.5	75	30	Black	36		GS-831	
	3-0	2	5 × 45	18	Black	24	D-Tach™	GS-63-M	
	3-0	2	5 × 75	30	Black	24	D-Tach™	GS-67-M	
	3-0	2	75	30	Black	36		GS-832	
	2-0	3	5 × 45	18	Black	24	D-Tach™	GS-62-M	
	2-0	3	75	30	Black	36		GS-833	
	2-0	3	5 × 75	30	Black	24	D-Tach™	GS-66-M	
	0	3.5	75	30	Black	36		GS-834	
	1	4	75	30	Black	36		GS-835	
V-20 1/2 Circle 26.0 mm Double-arm 	2-0	3	90	36	Black	36	Surgalloy™	VS-533	
GS-22 1/2 Circle 27.0 mm 	2-0	3	5 × 45	18	Black	24	D-Tach™	CS-16-M	
	0	3.5	5 × 45	18	Black	24	D-Tach™	CS-17-M	









TAPER POINT										
Needles Specifications	Size		Length		Color	Units Per box	Comments	Reorder code		
	USP	EP	cm	Inches						
V-30 1/2 Circle 30.0 mm 	3-0	2	75	30	Black	36		GS-822		
	2-0	3	75	30	Black	36		GS-823		
	0	3.5	75	30	Black	36		GS-824		
GS-21 1/2 Circle 37.0 mm 	2-0	3	75	30	Black	36		CS-423		
	0	3.5	5 × 45	18	Black	24	D-Tach™	CS-10-M		
	0	3.5	75	30	Black	36		CS-424		
	1	4	75	30	Black	36		CS-425		
V-26 1/2 Circle 37.0 mm 	3-0	2	75	30	Black	36		VS-842		
	2-0	3	75	30	Black	36		VS-843		
	0	3.5	75	30	Black	36		VS-844		
	1	4	75	30	Black	36		VS-845		
	1	4	2 × 75	30	White	24	D-Tach™	CS-745		
	1	4	75	30	White	36		CS-744		
	2	5	75	30	Black	36		VS-846		
	2	5	2 × 75	30	White	24	D-Tach™	CS-746		





HEAVY TAPER POINT										
Needles Specifications			Size		Length		Color	Units Per box	Comments	Reorder code
			USP	EP	cm	Inches				
HGS-23 1/2 Circle 22.0 mm 	2-0	3	5 × 45	18	Black	24	D-Tach™	CS-93-M		
	0	3.5	5 × 45	18	Black	24	D-Tach™	CS-92-M		
HGS-22 1/2 Circle 27.0 mm 	0	3.5	5 × 45	18	Black	24	D-Tach™	CS-85-M		
HGS-20 1/2 Circle 34mm 	1	4	5 × 75	30	Black	12		X-1095		

TAPERCUTTING										
Needles Specifications			Size		Length		Color	Units Per box	Comments	Reorder code
			USP	EP	cm	Inches				
KV-5 1/2 Circle 17.0 mm 	3-0	2	75	30	Black	36	Surgalloy™	VS-863		
KV-7 1/2 Circle 26.0 mm 	2-0	3	75	30	Black	36	Surgalloy™	VS-964		
KV-34 1/2 Circle 37.0 mm 	1	4	2 × 75	30	White	12	D-Tach™	VS-766G		





SPATULA

Needles Specifications	Size	Length		Color	Units	Comments	Reorder code
		USP	EP				
SE-100-8 1/4 Circle 6.3 mm Double-arm 	8-0	0.4	45	18	Black	12	Surgalloy™ S-2176K
SS-14 1/4 Circle 8.6 mm Double-arm 	6-0	0.7	45	18	Black	12	Surgalloy™ S-1780K
SS-24 1/4 Circle 8.6 mm Double-arm 	6-0	0.7	45	18	Black	12	Surgalloy™ S-2780K
	4-0	1.5	45	18	White	12	S-2782K
SE-140-8 3/8 Circle 6.3 mm Double-arm 	8-0	0.4	30	12	Black	12	Surgalloy™ S-2752K
	8-0	0.4	45	18	Black	12	Surgalloy™ S-1734K
	7-0	0.5	45	18	Black	12	Surgalloy™ S-1733K
	6-0	0.7	45	18	Black	12	Surgalloy™ S-1732K



V-LOC™ 90

Absorbable Wound Closure Device

Secure. Fast. Effective.†



**THE VLOC™ DEVICE
ADVANTAGE
NOW WITH STRONGER,
SHARPER NEEDLES***

Tensile Strength

Approximately 90% of initial tensile strength at 1 week, 75% at 2 weeks post implant.

Packaging

Available in USP and EP sizes 2–0 (3 metric) through 4–0 (1.5 Metric). The V-LOC™ 90 absorbable wound closure devices are available dyed violet or undyed (clear).

The devices are supplied sterile, in pre-cut lengths affixed to various needle types.

The devices are available in box quantities of one dozen.

Indications

Indicated for soft tissue approximation where use of an absorbable suture is appropriate. The safety and effectiveness of the V-LOC™ 90 absorbable wound closure device has not been established for use in fascial closures (abdominal wall, thoracic, extremity fascial closures), gastrointestinal anastomoses, cardiovascular anastomoses, neurological, ophthalmic, orthopedic or microsurgery.

Description

The V-Loc™ 90 absorbable wound closure device consists of a barbed absorbable thread, armed with a surgical needle at one end and a loop end effector at the other. The barb and loop end effector design allow for tissue approximation without the need to tie surgical knots. The V-Loc™ 90 absorbable wound closure device is prepared from a synthetic polyester composed of glycolide, dioxanone, and trimethylene carbonate. The absorbable wound closure device is available undyed or violet. The device is sterile, inert, noncollagenous and nonantigenic.

Indications

V-Loc™ 90 absorbable wound closure devices are indicated for soft tissue approximation where use of an absorbable suture is appropriate. The safety and effectiveness of the V-Loc™ 90 absorbable wound closure device has not been established for use in fascial closures (abdominal wall, thoracic, extremity fascial closures), gastrointestinal anastomoses, cardiovascular anastomoses, neurological, ophthalmic, orthopedic or microsurgery.

Actions

V-Loc™ 90 absorbable wound closure devices elicit a minimal acute inflammatory reaction in tissues, which is followed by a gradual encapsulation of the device by fibrous connective tissue. Progressive loss of tensile strength and eventual absorption of V-Loc™ 90 absorbable wound closure device occurs by means of hydrolysis where the device is broken down to glycolic acid, dioxanoic acid, propane diol and carbon dioxide which are subsequently absorbed and metabolized by the body.

Tensile Strength

Approximately 90% of initial tensile strength at 1 week, 75% at 2 weeks postimplant.

Sterilization

Ethylene oxide.

Absorbtion

Absorption begins as a loss of tensile strength without appreciable loss of mass. Animal data indicates that the absorption is essentially complete between 90 and 110 days.

Packaging

The V-Loc™ 90 absorbable wound closure devices are available in USP and EP sizes 2-0 (3 metric) through 4-0 (1.5 Metric). The V-Loc™ 90 absorbable wound closure devices are available dyed violet or undyed (clear). The devices are supplied sterile, in pre-cut lengths affixed to various needle types. The devices are available in box quantities of one dozen. Please refer to the individual package IFUs for complete instructions, indications, contraindications, warnings and precautions.



Please refer to the individual package IFUs for complete instructions, indications, contraindications, warnings and precautions.

* When compared with previous generation



† When compared with traditional suture

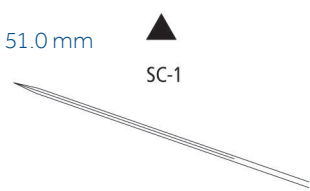
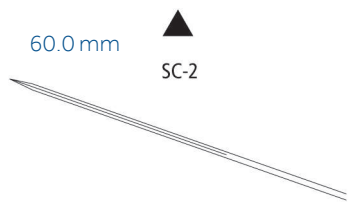
V-Loc™ 90 Absorbable

V-Loc™ 90 wound closure device is a uni-directional short-term absorbable knotless barbed suture.

PREMIUM REVERSE CUTTING									
Needles Specifications	Size	EP	Length		Color	Units	Comments	Reorder code	
			USP	cm					
P-11 3/8 Circle 16.0 mm 	4-0	1.5	30	12	Undyed	12	Surgalloy™	VLOCM1413	
	4-0	1.5	45	18	Undyed	12	Surgalloy™	VLOCM1423	
P-12 3/8 Circle 19.0 mm 	4-0	1.5	15	6	Undyed	12	Surgalloy™	VLOCM0003	
	4-0	1.5	30	12	Undyed	12	Surgalloy™	VLOCM0013	
	4-0	1.5	45	18	Undyed	12	Surgalloy™	VLOCM0023	
	4-0	1.5	58	23	Undyed	12	Surgalloy™	VLOCM0033	
	3-0	2	15	6	Undyed	12		VLOCM0004	
	3-0	2	30	12	Undyed	12		VLOCM0014	
	3-0	2	45	18	Undyed	12		VLOCM0024	
	3-0	2	58	23	Undyed	12	Surgalloy™	VLOCM0034	
	2-0	3	15	6	Undyed	12		VLOCM0005	
	2-0	3	30	12	Undyed	12		VLOCM0015	
	2-0	3	45	18	Undyed	12		VLOCM0025	
	2-0	3	58	23	Undyed	12		VLOCM0035	



PREMIUM REVERSE CUTTING										
Needles Specifications	Size		Length		Color	Units Per box	Comments	Reorder code		
	USP	EP	cm	Inches						
P-14 3/8 Circle 24.0 mm 	4-0	1.5	30	12	Undyed	12	Surgalloy™	VLOCM0113		
	4-0	1.5	45	18	Undyed	12	Surgalloy™	VLOCM0123		
	4-0	1.5	58	23	Undyed	12	Surgalloy™	VLOCM0133		
	3-0	2	30	12	Undyed	12	Surgalloy™	VLOCM0114		
	3-0	2	45	18	Undyed	12	Surgalloy™	VLOCM0124		
	3-0	2	58	23	Undyed	12	Surgalloy™	VLOCM0134		
	2-0	3	30	12	Undyed	12		VLOCM0115		
	2-0	3	45	18	Undyed	12		VLOCM0125		
	2-0	3	58	23	Undyed	12		VLOCM0135		
P-17 3/8 Circle 30.0 mm 	3-0	2	45	18	Undyed	12		VLOCM1824		

CONVENTIONAL CUTTING										
Needles Specifications	Size		Length		Color	Units Per box	Comments	Reorder code		
	USP	EP	cm	Inches						
SC-1 Straight 51.0 mm 	3-0	2	45	18	Undyed	12	Reliapoint™	VLOCM1624		
SC-2 Straight 60.0 mm 	4-0	1.5	45	18	Undyed	12	Reliapoint™	VLOCM0223		
	3-0	2	45	18	Undyed	12		VLOCM0224		




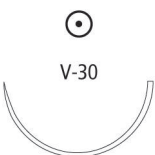




TAPER POINT									
Needles Specifications	Size		Length		Color	Units Per box	Comments	Reorder code	
	USP	EP	cm	Inches					
CV-15 3/8 Circle 17.0 mm 	4-0	1.5	15	6	Violet	12		VLOCM1203	
	3-0	2	15	6	Violet	12	Surgalloy™	VLOCM1204	
CV-23 1/2 Circle 17.0 mm 	4-0	1.5	23	9		12		VLOCM0843	
	4-0	1.5	30	12	Violet	12		VLOCM0813	
	3-0	2	15	6	Undyed	12	Surgalloy™	VLOCM1904	
	3-0	2	15	6	Violet	12	Surgalloy™	VLOCM0804	
	3-0	2	23	9	Undyed	12	Surgalloy™	VLOCM1944	
	3-0	2	23	9	Violet	12	Surgalloy™	VLOCM0844	
	3-0	2	30	12	Violet	12		VLOCM0814	
	3-0	2	45	18	Violet	12		VLOCM0824	
V-20 1/2 Circle 26.0 mm 	4-0	1.5	15	6	Violet	12	Surgalloy™	VLOCM0603	
	4-0	1.5	45	18	Violet	12	Surgalloy™	VLOCM0623	
	3-0	2	15	6	Violet	12		VLOCM0604	
	3-0	2	15	6	Undyed	12	Surgalloy™	VLOCM2004	
	3-0	2	23	9	Violet	12	Surgalloy™	VLOCM0644	
	3-0	2	23	9	Undyed	12	Surgalloy™	VLOCM2044	
	3-0	2	30	12	Violet	12		VLOCM0614	
	3-0	2	45	18	Violet	12		VLOCM0624	
	2-0	3	45	18	Violet	12		VLOCM0625	





TAPER POINT

Needles Specifications	Size		Length		Color	Units Per box	Comments	Reorder code
	USP	EP	cm	Inches				
GS-22 1/2 Circle 27.0 mm 	2-0	3	15	6	Violet	12		VLOCM2105
	2-0	3	15	6	Undyed	12		VLOCM2205
	2-0	3	23	9	Violet	12		VLOCM2145
	2-0	3	23	9	Undyed	12		VLOCM2245
	2-0	3	30	12	Violet	12		VLOCM2115
V-30 1/2 Circle 30.0 mm 	3-0	2	23	9	Violet	12		VLOCM1544
	2-0	3	23	9	Violet	12		VLOCM1545
GS-21 1/2 Circle 37.0 mm 	3-0	2	23	9	Violet	12		VLOCM0344
	3-0	2	45	18	Violet	12		VLOCM0324
	2-0	3	15	6	Violet	12		VLOCM0305
	2-0	3	23	9	Violet	12		VLOCM0345
	2-0	3	30	12	Violet	12		VLOCM0315
	2-0	3	45	18	Undyed	12		VLOCM3225
GU-46 5/8 Circle 27.0 mm 	3-0	2	15	6	Violet	12	Surgalloy™	VLOCM1704
	3-0	2	23	9	Violet	12		VLOCM1744



V-LOC™ 180

Absorbable Wound Closure Device

Secure. Fast. Effective.†



**THE VLOC™ DEVICE
ADVANTAGE
NOW WITH STRONGER,
SHARPER NEEDLES***

Tensile Strength

Approximately 80% of initial tensile strength at 1 week, 75% at 2 weeks, and 65% at 3 weeks post implant.

Packaging

Available in USP and EP sizes 4–0 (1.5 Metric) through 0 (3.5 Metric). The V-LOC™ 180 absorbable wound closure devices are dyed with D&C No. 6 or available Clear (Undyed).

The devices are supplied sterile, in pre-cut lengths affixed to various needle types. The devices are available in box quantities of one dozen.

Indications

Indicated for soft tissue approximation where use of an absorbable suture is appropriate. The safety and effectiveness of the V-LOC™ 180 absorbable wound closure device has not been established for use in fascial closures (abdominal wall, thoracic, extremity fascial closures), gastrointestinal anastomoses, cardiovascular anastomoses, neurological, ophthalmic, orthopedic or microsurgery.

Description

The V-Loc™ 180 absorbable wound closure device consists of a barbed absorbable thread, armed with a surgical needle at one end and a loop end effector at the other. The barb and loop end effector design allow for tissue approximation without the need to tie surgical knots. The V-Loc™ 180 absorbable wound closure device is prepared from a copolymer of glycolic acid and trimethylene carbonate. The absorbable wound closure device is available clear or green. The device is sterile, inert, noncollagenous and nonantigenic.

Indications

V-Loc™ 180 absorbable wound closure devices are indicated for soft tissue approximation where use of an absorbable suture is appropriate. The safety and effectiveness of the V-Loc™ 180 absorbable wound closure device has not been established for use in fascial closures (abdominal wall, thoracic, extremity fascial closures), gastrointestinal anastomoses, cardiovascular anastomoses, neurological, ophthalmic, orthopedic or microsurgery.

Actions

When implanted in animal tissue, V-Loc™ 180 absorbable wound closure devices elicit a minimal tissue reaction characteristic of foreign body response to substance. The tissue reaction resolves as the device is absorbed. Experimental animal studies for this absorbable material produced no evidence of antigenicity, systemic toxicity, carcinogenicity, mutagenicity, teratogenicity or adverse effects on reproductive performance.

Tensile Strength

Studies demonstrate the following approximate % of U.S.P. and E.P. knot pull minimum average specification for the labeled diameter size: Approximately 80% of initial tensile strength at 1 week, 75% at 2 weeks, and 65% at 3 weeks post implant.

Sterilization

Ethylene oxide.

Absorbtion

Animal data indicates that the absorption is minimal until about the 60th day after implantation. Absorption is substantially complete within six months.

Packaging

The V-Loc™ 180 absorbable wound closure devices are available in USP and EP sizes 4–0 (1.5 Metric) through 0 (3.5 Metric). The V-Loc™ 180 absorbable wound closure devices are dyed with D&C No. 6 or available Clear (Undyed). The devices are supplied sterile, in pre-cut lengths affixed to various needle types. The devices are available in box quantities of one dozen.


Please refer to the individual package IFUs for complete instructions, indications, contraindications, warnings and precautions.



* When compared with previous generation

† When compared with traditional suture


V-Loc™ 180 Absorbable

V-Loc™ 180 wound closure device is a uni-directional long-term absorbable knotless barbed suture.

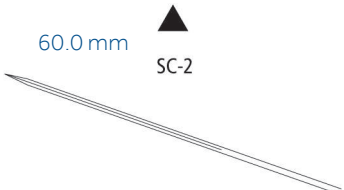
REVERSE CUTTING									
Needles Specifications	Size		Length		Color	Units Per box	Comments	Reorder code	
	USP	EP	cm	Inches					
GS-11 1/2 Circle 37.0 mm 	2-0	3	30	12	Clear	12	Reliapoint™	VLOCL2815	
	0	3.5	45	18	Clear	12	Reliapoint™	VLOCL2826	

PREMIUM REVERSE CUTTING									
Needles Specifications	Size		Length		Color	Units Per box	Comments	Reorder code	
	USP	EP	cm	Inches					
P-11 3/8 Circle 16.0 mm 	4-0	1.5	30	12	Green	12		VLOCL1413	
P-12 3/8 Circle 19.0 mm 	4-0	1.5	15	6	Clear	12	Surgalloy™	VLOCL0003	
	4-0	1.5	30	12	Clear	12	Surgalloy™	VLOCL0013	
	4-0	1.5	45	18	Clear	12	Surgalloy™	VLOCL0023	
	4-0	1.5	58	23	Clear	12	Surgalloy™	VLOCL0033	
	3-0	2	15	6	Clear	12		VLOCL0004	
	3-0	2	30	12	Clear	12		VLOCL0014	
	3-0	2	45	18	Clear	12		VLOCL0024	
	3-0	2	58	23	Clear	12		VLOCL0034	
	2-0	3	30	12	Clear	12		VLOCL0015	
	2-0	3	45	18	Clear	12		VLOCL0025	

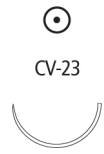
PREMIUM REVERSE CUTTING

Needles Specifications	Size		Length		Color	Units Per box	Comments	Reorder code
	USP	EP	cm	Inches				
P-14 3/8 Circle 24.0 mm 	4-0	1.5	45	18	Clear	12	Surgalloy™	VLOCL0123
	4-0	1.5	58	23	Clear	12	Surgalloy™	VLOCL0133
	3-0	2	30	12	Clear	12		VLOCL0114
	3-0	2	45	18	Clear	12		VLOCL0124
	3-0	2	60	24	Clear	12		VLOCL0134
	2-0	3	30	12	Clear	12		VLOCL0115
	2-0	3	45	18	Clear	12		VLOCL0125
	2-0	3	60	24	Clear	12		VLOCL0135



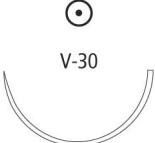


CONVENTIONAL CUTTING

Needles Specifications	Size		Length		Color	Units Per box	Comments	Reorder code
	USP	EP	cm	Inches				
SC-2 Straight 60.0 mm 	4-0	1.5	45	18	Clear	12		VLOCL0223
	3-0	2	45	18	Clear	12		VLOCL0224

TAPER POINT

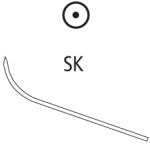
Needles Specifications	Size		Length		Color	Units Per box	Comments	Reorder code
	USP	EP	cm	Inches				
CV-23 1/2 Circle 17.0 mm 	4-0	1.5	15	6	Green	12		VLOCL0803
	4-0	1.5	30	12	Green	12	Surgalloy™	VLOCL0813
	3-0	2	15	6	Green	12		VLOCL0804
	3-0	2	15	6	Steel	12		VLOCL1904
	3-0	2	23	9	Green	12	Surgalloy™	VLOCL0844
	3-0	2	30	12	Green	12		VLOCL0814
	3-0	2	45	18	Green	12		VLOCL0824



TAPER POINT									
Needles Specifications	Size		Length		Color	Units Per box	Comments	Reorder code	
	USP	EP	cm	Inches					
V-20 1/2 Circle 26.0 mm 	4-0	1.5	15	6	Green	12		VLOCL0603	
	4-0	1.5	30	12	Green	12		VLOCL0613	
	3-0	2	15	6	Green	12		VLOCL0604	
	3-0	2	23	9	Green	12	Surgalloy™	VLOCL0644	
	3-0	2	30	12	Green	12	Surgalloy™	VLOCL0614	
	3-0	2	45	18	Green	12	Surgalloy™	VLOCL0624	
	2-0	3	30	12	Green	12		VLOCL0615	
	2-0	3	45	18	Green	12		VLOCL0625	
GS-22 1/2 Circle 27.0 mm 	2-0	3	15	6	Green	12		VLOCL2105	
	2-0	3	23	9	Green	12		VLOCL2145	
V-30 1/2 Circle 30.0 mm 	3-0	2	23	9	Green	12		VLOCL1544	
	2-0	3	23	9	Green	12		VLOCL1545	
GS-21 1/2 Circle 37.0 mm 	3-0	2	23	9	Green	12		VLOCL0344	
	3-0	2	45	18	Green	12		VLOCL0324	
	2-0	3	15	6	Green	12		VLOCL0305	
	2-0	3	23	9	Green	12		VLOCL0345	
	2-0	3	30	12	Green	12		VLOCL0315	
	2-0	3	45	18	Green	12		VLOCL0325	
	2-0	3	60	24	Green	12		VLOCL0335	
	0	3.5	15	6	Green	12		VLOCL0306	
	0	3.5	23	9	Green	12		VLOCL0346	
	0	3.5	30	12	Green	12		VLOCL0316	
	0	3.5	45	18	Green	12		VLOCL0326	
	0	3.5	60	24	Green	12		VLOCL0336	
GS-25 1/2 Circle 48.0 mm (Not to scale) 	0	3.5	30	12	Green	12		VLOCL0416	
	0	3.5	45	18	Green	12		VLOCL0426	
	0	3.5	60	24	Green	12		VLOCL0436	






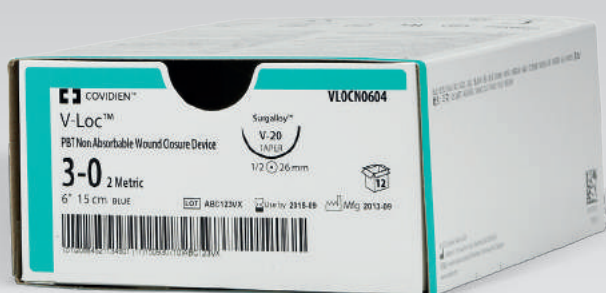
TAPER POINT								
Needles Specifications	Size		Length		Color	Units Per box	Comments	Reorder code
	USP	EP	cm	Inches				
SK SKI 23.0 mm 	3-0	2	23	9	Green	12		VLOCL2744



V-LOC™ PBT

PBT Non Absorbable Wound Closure Device

Secure. Fast. Effective.†



Dual-angle cut

Produces barbs with strong anchoring force while preserving the integrity of the strand's strength.

Tensile Strength

No known significant change in tensile retention occurs in vivo for the V-Loc™ PBT non-absorbable wound closure device.

Packaging

Available in USP and EP sizes 1 (4 Metric) through 3-0 (2 Metric). The V-Loc™ PBT nonabsorbable wound closure devices are pigmented with Copper Phthalocyanine Blue. The devices are supplied sterile, affixed to taperpoint needle types. The devices are available in box quantities of one dozen.

Indications

Indicated for soft tissue approximation where use of an absorbable suture is appropriate. The safety and effectiveness of the V-Loc™ 90 absorbable wound closure device has not been established for use in fascial closures (abdominal wall, thoracic, extremity fascial closures), gastrointestinal anastomoses, cardiovascular anastomoses, neurological, ophthalmic, orthopedic or microsurgery.

Description

The V-Loc™ Polybutester (PBT) non-absorbable wound closure device consists of a barbed non-absorbable thread, armed with a surgical needle at one end and a loop end effector at the other. The barb and loop end effector design allow for tissue approximation without the need to tie surgical knots. The V-Loc™ PBT nonabsorbable wound closure device is composed of a copolymer of butylene terephthalate and polytetramethylene ether glycol. The device is sterile, inert, noncollagenous and nonantigenic.

Indications

V-Loc™ PBT non-absorbable wound closure devices are indicated for soft tissue approximation. The safety and effectiveness of the V-Loc™ PBT non-absorbable wound closure device has not been established for use in fascial closures (abdominal wall, thoracic, extremity fascial closures), gastrointestinal anastomoses, cardiovascular anastomoses, neurological, ophthalmic, orthopedic or microsurgery.

Actions

Sofsil™ sutures elicit a minimal acute inflammatory reaction in tissue, which is followed by gradual encapsulation of the suture by fibrous connective tissue.

Tensile Strength

No known significant change in tensile retention occurs in vivo for the V-Loc™ PBT non-absorbable wound closure device.

Sterilization

Gamma irradiation.

Absorbtion

Permanent.

Packaging

The V-Loc™ PBT non-absorbable wound closure devices are available in USP and EP sizes 1 (4 Metric) through 3-0 (2 Metric). The V-Loc™ PBT non-absorbable wound closure devices are pigmented with Copper Phthalocyanine Blue. The devices are supplied sterile, affixed to taperpoint needle types. The devices are available in box quantities of one dozen.




Please refer to the individual package IFUs for complete instructions, indications, contraindications, warnings and precautions.

* When compared with previous generation

† When compared with traditional suture

V-Loc™ PBT

V-Loc™ PBT wound closure device is a uni-directional permanent knotless barbed suture.

TAPER POINT																			
Needles Specifications	Size		Length		Color	Units Per box	Comments	Reorder code											
	USP	EP	cm	Inches															
CV-23 1/2 Circle 17.0 mm 	3-0	2	30	12	Blue	12	Surgalloy™	VLOCN0814											
V-20 1/2 Circle 26.0 mm 	3-0	2	15	6	Blue	12	Surgalloy™	VLOCN0604											
		2	23	9					Blue	12	VLOCN0644								
		2	30	12								Surgalloy™	VLOCN0614						
		3	15	6										Blue	12	VLOCN0605			
		3	30	12													Blue	12	VLOCN0615
GS-22 1/2 Circle 27.0 mm 	0	3.5	45	18	Blue	12	Surgalloy™	VLOCN1126											
GS-21 1/2 Circle 37.0 mm 	2-0	3	15	6	Blue	12	Surgalloy™	VLOCN0305											
		3	45	18					Blue	12	VLOCN0325								
		3.5	15	6								Blue	12	VLOCN0306					
		3.5	45	18											Blue	12	VLOCN0326		
		4	45	18														Blue	12
GS-25 1/2 Circle 48.0 mm 	1	4	60	24	Blue	12	Surgalloy™	VLOCN0437											

PLEDGETS

Non-Absorbable, undyed fabrics constructed of PTFE

Simple strength. Secure placement.



Oval pledgets provide you with the same performance you have come to expect from our existing product line, just in a different shape to better meet your cardiovascular procedural needs.

Like our rectangular pledgets, the oval pledgets act as a buttress under sutures when there is a possibility of sutures tearing through tissue.¹ They are inert² — plus they have adequate stiffness, yet do not fall apart.[†]

Compared to rectangular pledgets:



Oval pledgets conform better to the shape of the anatomical structure and result in less foreign mass in the body²



The lack of corners prevents the oval pledget from catching the wrong orientation and the edges are less likely to overlap²



Soft oval pledgets are compliant, yet not fuzzy²

Description

PTFE Pledgets are non-absorbable, undyed fabrics composed of poly (tetrafluoroethylene).

Indications

PTFE Pledgets are indicated for use as non-absorbable suture buttresses when there is a possibility of sutures tearing through tissue. These pledgets are used in various surgical procedures such as vascular closure, septal repair, myocardial closure, valvular suturing and hepatic repair.

Actions

PTFE Pledgets elicit a minimal acute inflammatory reaction in tissues, followed by gradual encapsulation of the fabric by fibrous connective tissue.

Absorption

PTFE Pledgets are not absorbed, nor is any significant change in tensile strength retention known to occur in vivo.

Packaging

PTFE Pledgets are available sterile, prepunched, square, rectangular or oval in shape and in box quantities of 3 dozen.

1. Oval pledget [instructions for use]. Minneapolis, MN: Medtronic, 2015.
2. Based on survey of 6 CV surgeons in two cities - NYC and Chicago. HMV Report. Pledget Usability Lab Focus Group, conducted on June 10, 2015. — 06-10-15, 06-10-16, 06-10-17, 06-10-18, 06-10-20, 06-10-22, 06-10-25, 06-10-28.
3. Medtronic R&D Engineering Report. Report Number: RE00017984. Determination of Pledget Removal Force. Aug. 7, 2015.

PLEDGETS

CATEGORY								
Needles Specifications	Size		Length		Color	Units Per box	Comments	Reorder code
	USP	EP	cm	Inches				
						36	Pledgets 4.5mm x 6mm SOFT	VPG56SE
						36	Pledgets 4.5mm x 6mm FIRM	VPG56FE
						36	Pledgets 3mm x 6mm SOFT	VPG36SE
						36	Pledgets 3mm x 6mm FIRM	VPG36FE
						36	3mm x 7mm FIRM	8886867701
						36	3mm x 3mm FIRM 10 pledgets per envelope	8886867501
						36	Pledgets 3mm x 7mm SOFT	8886868201
						36	Pledgets 4.8mm x 9.5mm SOFT 5 per pouch	8886867901
						36	Pledgets 4.8mm x 9.5mm FIRM 5 per pouch	8886867801



Medtronic



Use scan app to read

For more information, please visit
medtronic.eu/product-catalog

IMPORTANT: Please refer to the package insert for complete instructions, contraindications, warnings and precautions.

© 2017 Medtronic. All rights reserved. Medtronic, Medtronic logo and Further, Together are trademarks of Medtronic.
™* Third party brands are trademarks of their respective owners. All other brands are trademarks of a Medtronic company.
17-rcegi-sutures-catalogue-em-1955361

