



# VALVEGATE™ CLASSIC

SPECIALIST





ValveGate™

### Needle Holder with ratchet

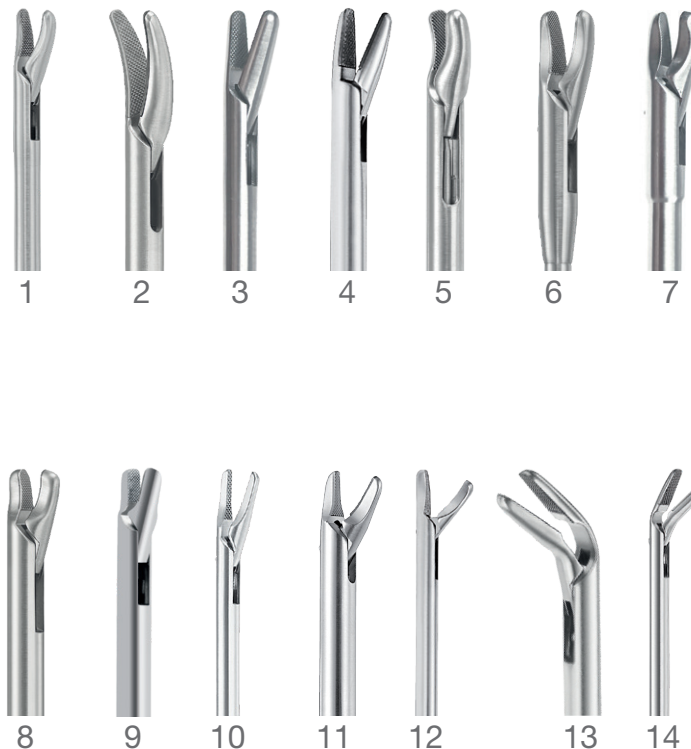
	standard ratchet *	Super ratchet **		shaft	for sutures ±
	Art.-No.	Art.-No.	Description		
1	34-7799	34-7899	TC curved, Crile-Wood	3,4	4/0
1		34-7904	TC curved, Crile-Wood	5,0	4/0
2		34-7999	TC curved, Crile-Wood	5,0	2/0
3	34-7798		TC straight, Crile-Wood	3,4	4/0
4	34-7800	34-7900	TC straight	5,0	2/0
5	34-7802	34-7902	TC curved	5,0	2/0
6	34-7952		TC curved	3,4	2/0
7	34-7795		TC curved	6,0	2/0
8	34-7803		TC curved, Colvin, short jaw	5,0	4/0
9	34-7801		TC curved, Colvin, short jaw	5,0	2/0
10	34-7804		TC straight, Mini-Ryder	3,0	6/0
11	34-7805	34-7905	TC straight, Ryder	5,0	6/0
12	34-7806	34-7906	TC curved, Mini	2,7	6/0
13	34-7807		TC angled up	5,0	2/0
14	34-7808		TC angled up	2,7	6/0

\*Standard ratchet will close with a sensible touch like a microsurgical needle holder for rapid suturing.

\*\*Super ratchet with cycle barrier will securely close with a blind touch on first activation and must be pressed again before release. Overjumping is avoided.

Standard working length 25 cm/10". Total length = working length plus ~12 cm /5".  
For different length add "B", "C", "S", "L" or "XL" behind article number.

**B** = 12 cm/5" **C** = 15 cm/6" **S** = 17 cm/6¾" **L** = 30 cm/12" **XL** = 35 cm/14"





ValveGate™




### ValveGate™ Classic Graspers

Art.-No.	Description	Shaft	Tip
1	34-7935 TC 10° angled	2,7	1.0 mm
2	34-7936 TC 25° angled	2,7	1.0 mm
3	34-7824 Grasper Resano, with catch	5,0	2.9 x 16 mm
4	34-7929 Grasper Russian, with catch	5,0	6.8 x 22 mm
5	34-7826 Gentle Grasper, extra wide, 2x3 teeth, straight, soft	5,0	4.7 x 14 mm
6	34-7855 Suture Catching forceps	5,0	1.5 mm

Standard working length 25 cm/10". Total length = working length plus ~12 cm /5".  
For different length add "B", "C", "S", "L" or "XL" behind article number.

**B** = 12 cm/5" **C** = 15 cm/6" **S** = 17 cm/6¾" **L** = 30 cm/12" **XL** = 35 cm/14"



### Wet-Set for transport and storage for ValveGate™ Instruments

Keeps the distal end moist and facilitates the reprocessing. Protects the instrument tip during transport.

- 00-2250 Set: 3 tubes and caps (with hole)
- 00-2251 Set: 20 tubes and caps (with hole)
- 00-2252 Set: 20 tubes and caps (without hole)
- 00-2253 Set: 20 tubes and 10 caps without hole and 10 caps with hole



6

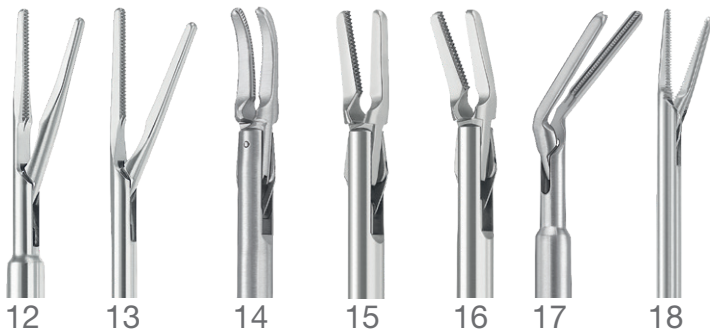
7

8

9

10

11



12

13

14

15

16

17

18

### Graspers with DeBakey Jaws 1x2 teeth

Art.-No.	Description	Shaft	Tip
6	34-7820 narrow, straight	5,0	1.5x11 mm
7	34-7821 narrow, angled up	5,0	1.5x14 mm
8	34-7875 narrow, angled up	3,4	1.5x14 mm
9	34-7822 narrow, angled sideways, vertical opening	5,0	1.5x18 mm
10	34-7825 wide jaw, straight	5,0	2.8x11 mm
☐	34-7955 wide jaw, straight	3,4	2.8x11 mm
11	34-7827 narrow, malleable	3,0	1.5x11 mm
12	34-7881 narrow, straight	5,0	1.5x22 mm
13	34-7876 narrow, straight	3,4	1.5x22 mm
14	34-7917 narrow, slightly curved	5,0	1.5x14 mm
15	34-7918 narrow, angled sideways 10°	5,0	1.5x14 mm
16	34-7919 narrow, angled sideways 25°	5,0	1.5x14 mm
17	34-7922 narrow, angled sideways, horizontally opening	5,0	1.5x14 mm
☐	34-7928 wide jaw, straight, long	5,0	2.8x25 mm
18	34-7877 cross serrations	2,7	1.0x10 mm

Standard working length 25 cm/10". Total length = working length plus ~12 cm /5".  
For different length add "B", "C", "S", "L" or "XL" behind article number.

**B** = 12 cm/5" **C** = 15 cm/6" **S** = 17 cm/6¾" **L** = 30 cm/12" **XL** = 35 cm/14"

☐ not illustrated