

## Flow Chart for SureFood® PREP Advanced Protocol 2

Art. No. S1053

November 2017

**(1) Preparation of the basic material**

**(2) Lysis of basic material**



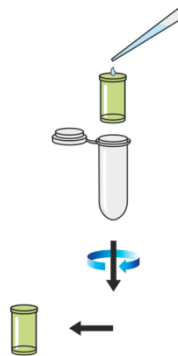
Add **580 µl Lysis Buffer** (Code L) and **20 µl Proteinase K** (Code K)

Mixing

Incubation **30 min 65°C** by shaking

**Centrifugation 1 min 12000 rpm**

**(3) Pre - filtration and setting of optimal binding conditions**



Place **green Spin Filter** (Code F) in **clear Receiver Tube** (Code R)

Add **400 µl clear supernatant** onto the **Spin Filter**

**Centrifugation 1 min 12000 rpm**

Discard Spin Filter

**(4) Binding of nucleic acids**



Add **250 µl Binding Buffer** (Code B) to the filtrate

Mixing

Place a **clear Spin Filter** (Code S) into a **new clear Receiver Tube** (Code R)

Transfer the **complete solution** onto the **Spin Filter** (Code S)

Incubation **1 min at room temperature**

**Centrifugation 1 min 12000 rpm**

Discard the filtrate

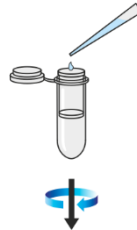
Place the Spin Filter back into the Receiver Tube

Flow Chart for SureFood® PREP Advanced Protocol 2

Art. No. S1053

November 2017

- (5) Purification of bound nucleic acids &
- (6) Drying of the Spin Filter

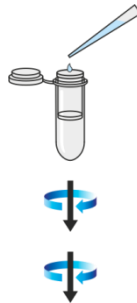


Add **550 µL Pre-Wash Buffer** (Code P)

Centrifugation **1 min 1200 rpm**

Discard filtrate  
Place Spin Filter back into the Receiver Tube (Code R)

Add **550 µL Wash Buffer** (Code W)

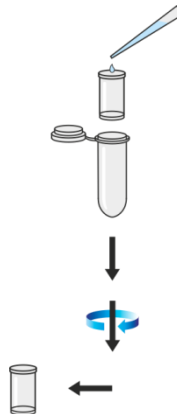


Centrifugation **1 min 12000 rpm**

Discard filtrate  
Place Spin Filter back into the Receiver Tube (Code R)

Centrifugation **2 min 12000 rpm**

- (7) Elution of nucleic acids



Place the **Spin Filter** into a **new clear Receiver Tube** (Code R)

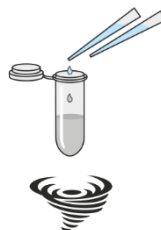
Add **200 µL preheated Elution Buffer** (Code X)

Incubation **3 min 65°C**

Centrifugation **1 min 10000 rpm**

Discard Spin Filter

- (8) Repeated setting of optimal binding



Add **200 µL Lysis Buffer** (Code L) and **200 µL Binding Buffer** (Code B) to the **filtrate from Step 7**

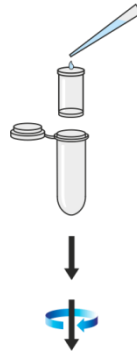
Mixing

Flow Chart for SureFood® PREP Advanced Protocol 2

Art. No. S1053

November 2017

(9) Second Binding of nucleic acids



Place a **new clear Spin Filter** (Code S) into a **new clear Receiver Tube** (Code R)

Transfer the **complete solution** from step 8 onto the Spin Filter

Incubation **1 min at room temperature**

Centrifugation **1 min 12000 rpm**

Discard filtrate  
Place Spin Filter back into the Receiver Tube

(10) Second purification of the bound nucleic acids &

(11) Drying of the Spin Filter



Add **500 µL Pre-Wash Buffer** (Code P)

Centrifugation **1 min 12000 rpm**

Discard filtrate  
Place Spin Filter back into the Receiver Tube (Code R)

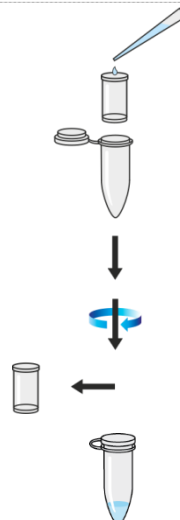
Add **550 µL Wash Buffer** (Code W)

Centrifugation **1 min 12000 rpm**

Discard filtrate  
Place Spin Filter back into the Receiver Tube

Centrifugation **2 min 12000 rpm**

(12) Elution of nucleic acids for analysis



Place the **Spin Filter** into a new **clear 1.5 ml Receiver Tube** (Code T)

Add **50 µl preheated Elution Buffer** (Code E)

Incubation **3 min 65°C**

Centrifugation **1 min 10000 rpm**

Discard Spin Filter

The eluted DNA is ready-to-use for the PCR