



ARC CART with frontal basket, assembled

The flexible solution for mobile work stations

Scope of delivery

Incl. 900-911, 902-022, 2 x 902-911, 902-912, 902-921, 902-100, Y-mains cable, assembly instructions

Product number: 902-050

Unit: 1 piece

Type: for ARC with basket

Reset selection

Inquiry

Description

Specification

Download

ARC CART with frontal basket, assembled

The ARC CART is available in various equipment options and can be customised for all the needs of the operating theatre and outpatient applications. It has 4 casters, 2 of which have brakes, and a cable winding aid. The column contains a cable shaft and a cable strain relief for neat layout of mains cables. The base plates have guards and are optimised attachment of BOWA devices. Numerous attachments such as drawers, baskets and holders can be used to customise the trolley for specific requirements.

Scope of delivery

Incl. 900-911, 902-022, 2 x 902-911, 902-912, 902-921, 902-100, Y-mains cable, assembly instructions

Do you still have any questions regarding the product?

We will be happy to help you!

Get inquiry now

Have you seen?



Electrosurgical unit ARC 250
Top quality cutting and coagulat...
1 piece



Electrosurgical unit ARC 350
Touch-assisted universal system...
1 piece



ARC PLUS, unit for ARC 400 / 350 (REF 900-351)
The ARC PLUS for argon-assiste...
1 piece



Electrosurgical unit ARC 400
Top quality monopolar and bipo...
1 piece



Bipolar cable, BOWA forceps, COMFORT, 4.5 m

Bipolar connection cable for electrosurgery

- > Indelible laser marking for reliable identification
- > Ideal cleaning properties thanks to the round shape of the cable
- > Robust plug with kink protection and strain relief
- > Extreme durability for up to 300 reprocessing cycles
- > Special touch protection for bipolar forceps

Scope of delivery

Incl. instructions for use

Product number: 101-140

Unit: 1 piece



Type of Forceps: BOWA MEDICAL

Device connection: 3 pin BOWA COMFORT

[Reset selection](#)

Inquiry

Description

Specification

Download

BOWA MEDICAL RF cable for bipolar forceps

BOWA MEDICAL connecting cables for bipolar forceps are specially designed for the high demands of routine surgical procedures. The cables have excellent safety features, a high level of ergonomics and maximum durability (up to 300 reprocessing cycles).

For a safe connection to RF devices:

- Trip hazards are avoided: The cables are eye-catching with a striking, orange-coloured marking strip.
- Highly flexible and safe operation thanks to the supple, twist-free cable with soft sheathing
- Robust plug with kink protection and strain relief
- Easy handling thanks to finger recess pull-off aid
- Consistently secure plug-in behaviour thanks to stable spring contacts
- 2-component encapsulation with smooth surfaces for optimal sealing
- Safe identification and easy replacement thanks to indelible laser marking.

Connection cable with ergonomically perfected plug

The plug connections of the RF cables consist of two different plastic surfaces. The part that is gripped for plugging has a soft and non-slip feel. The part that goes into the socket frequently and easily is smooth and tough. All plugs have an ergonomic recessed grip so that every movement is correct, even in stressful situations.

Durable BOWA MEDICAL cables for reliable contact with the instrument

BOWA MEDICAL cables guarantee reliable contact with the instrument:

- Corrosion protection through silver-plated conductors and the use of components that have been tried and tested a million times
- Reliable contact connections through large-scale crimping technology
- Special touch protection for bipolar forceps
- Extreme durability thanks to glass-fibre-reinforced material for up to 300 reprocessing cycles
- Ideal cleaning features thanks to the round cable shape

RF connection cable for all commercially available device types

The bipolar cables are available for forceps with a European flat connector or a US 2-pin. Cables with COMFORT function offer Plug'n'Play on the BOWA MEDICAL ARC generators with COMFORT function.

Scope of delivery

Incl. instructions for use

Do you still have any questions regarding the product?

We will be happy to help you!

Get inquiry now

BOWA MEDICAL

BOWA-electronic GmbH & Co. KG
Heinrich-Hertz-Straße 4-10
72810 Gomaringen
Deutschland

SERVICE

> Contact

LEGAL

- > Imprint
- > General Terms and conditions
- > Privacy Statement
- > Right of Withdrawal

+49 (0) 7072-6002-900

support@bowa-medical.com

https://www.bowa-medical.com/



Bipolar cable, Olympus resectoscope, COMFORT, 4.5 m

Monopolar and bipolar cables for resectoscopes and hysteroscopes

Scope of delivery

Incl. instructions for use

Product number: 355-145

Unit: 1 piece

Mono-/bipolar: Bipolar

Instrument type: Olympus

Device connection: 3 pin BOWA MEDICAL COMFORT

↻ [Reset selection](#)

Inquiry

Description

Specification

Download

Cable, resectoscope / hysteroscope

The monopolar and bipolar HF cables are available for various instruments and generator types. BOWA connecting cables for electrosurgery are designed for the continuously high demands of routine surgical procedures. They have a high voltage resistance, safety stripes and can be re-used many times. Cables with the COMFORT function offer Plug'n'Play and complete documentation of the usage cycles on the BOWA ARC 350 and ARC 400 generators.

RF cables with maximum durability and reliability

When used, the monopolar cables are characterised by a long service life and reliability:

- Corrosion protection through silver-plated cable bundles and the use of components that have been tried and tested a million times
- Ideal cleaning properties thanks to the round cable shape
- Reliable contact connections through large-scale crimping technology
- Extreme durability for up to 300 reprocessing cycles through glass fibre reinforced material

Scope of delivery

Incl. instructions for use

Do you still have any questions regarding the product?

We will be happy to help you!

Get inquiry now

BOWA MEDICAL
BOWA-electronic GmbH & Co. KG
Heinrich-Hertz-Straße 4-10
72810 Gomaringen
Deutschland

SERVICE
➤ Contact

LEGAL
➤ Imprint
➤ General Terms and conditions
➤ Privacy Statement
➤ Right of Withdrawal

☎ +49 (0) 7072-6002-900
✉ support@bowa-medical.com
🌐 <https://www.bowa-medical.com/>

Bipolar forceps, straight, 195 mm, 8 mm x 2 mm, square ruffle

The standard for bipolar coagulation in surgical interventions

- The standard for bipolar coagulation in surgical procedures
- Economic use through reusability
- Straight, angled and bayonet versions are available
- Flat plug connection for all common electrosurgical devices
- Autoclavable and reusable up to 75 times

Scope of delivery

Incl. instructions for use

Product number: 605-057

Unit: 1 piece

Shape: Straight

Length: 195 mm

Tip: 2 mm, square ruffle

↺ Reset selection

Inquiry

Description Specification Download

BOWA MEDICAL bipolar forceps for electrosurgical coagulation during surgical interventions

Standard bipolar forceps are suitable for electrosurgical coagulation during surgical interventions. They have the European flat plug connection for all conventional electrosurgical devices.

Reusable instruments are cost effective

Reusable instruments protect your budget. The bipolar forceps are autoclavable and can be reprocessed up to 75 times.

Application areas for bipolar coagulation

The BOWA MEDICAL bipolar forceps can be used in:

- general surgery
- paediatric surgery
- orthopaedic and trauma surgery
- plastic and cosmetic surgery
- thoracic surgery
- visceral surgery
- gynaecology
- ENT
- dermatology
- oral and maxillofacial surgery
- urology



Scope of delivery

Incl. instructions for use

Do you still have any questions regarding the product?

We will be happy to help you!

Get inquiry now

Accessories



Bipolar cable, BOWA forceps, for Martin, 4.5 m

1 piece



Bipolar cable, BOWA forceps, for 2-pin 22 mm, 4.5 m

1 piece



Bipolar cable, BOWA forceps, for Erbe, 4 m

1 piece

Have you seen?



Bipolar cable, BOWA forceps, COMFORT, 4.5 m

1 piece

Cable, rubber return plate, international, 4.5 m

Cable for reusable neutral electrodes

- > High voltage reliability
- > Autoclavable

Scope of delivery

Incl. instructions for use

Product number: 385-050

Unit: 1 piece

Device connection: 2 pin international NON-REM

[Reset selection](#)

Inquiry



Description

Specification

Download

📄 Instructions for use

Do you still have any questions regarding the product?

We will be happy to help you!

Get inquiry now

BOWA MEDICAL

BOWA-electronic GmbH & Co. KG

Heinrich-Hertz-Straße 4-10

72810 Gomaringen

Deutschland

☎ +49 (0) 7072-6002-900

✉ support@bowa-medical.com

🌐 <https://www.bowa-medical.com/>

SERVICE

> Contact

LEGAL

> Imprint

> General Terms and conditions

> Privacy Statement

> Right of Withdrawal



Double-pedal footswitch with switch, cable 4 m

BOWA ARC foot switch series for ARC, ARC 400, ARC 350, ARC 303, ARC 250

Scope of delivery

Incl. instructions for use

Product number: 901-031

Unit: 1 piece

Type: Double pedal with switch

[Reset selection](#)



Inquiry

Description

Specification

Download

Double-pedal footswitch with switch, cable 4 m

The BOWA foot switch series is available in different models depending on the ARC device system used. Depending on the foot switch type chosen, a cut and coag pedal, a removable bracket and a cable length of 4 m are available for a generous action radius. Models with an additional switch key enable device functions to be switched out of the surgical setting. Effective cleaning and safety are ensured with the ability to immerse the device completely and the explosion protection.

Scope of delivery

Incl. instructions for use

Do you still have any questions regarding the product?

We will be happy to help you!

Get inquiry now

Accessories



Electrosurgical unit ARC 303

1 piece

Have you seen?



Electrosurgical unit ARC 350

1 piece




Electrosurgical unit ARC 250

1 piece



Electrosurgical unit ARC 303

1 piece





JackKNIFE, 2 switches, shaft 4 mm, for 3-pin, cable 4.5 m

Universal ergonomics in a modern design

Scope of delivery

Incl. instructions for use

Product number: 220-145

Unit: 1 piece

Electrode receiver: 4 mm

Socket type: 3-pin International



[Reset selection](#)

Inquiry

Description

Specification

Download

JackKNIFE, 2 switches, shaft 4 mm, for 3-pin, cable 4.5 m

The reusable JackKNIFE handles are characterised by a very slim design, long service life and an ergonomic shape. Electrosurgical cutting and coagulation are possible using two buttons with different electrodes. The handles are reprocessed using cost-effective steam sterilisation. The electrode holder optionally allows the use of 2.4 or 4 mm electrodes depending on the design. With a cable length of 4.5 m, the handle provides a generous action radius.

Scope of delivery

Incl. instructions for use

Do you still have any questions regarding the product?

We will be happy to help you!

Get inquiry now

Have you seen?



BOWA MEDICAL
 BOWA-electronic GmbH & Co. KG
 Heinrich-Hertz-Straße 4-10
 72810 Gomaringen
 Deutschland

SERVICE
 > Contact

LEGAL
 > Imprint
 > General Terms and conditions
 > Privacy Statement
 > Right of Withdrawal

+49 (0) 7072-6002-900
 support@bowa-medical.com
 https://www.bowa-medical.com/

LIGATOR, jaw, Maryland, 110 mm

Instrument components of LIGATOR jaw parts

Product number: 772-011

Unit: 1 piece



Shape: Maryland

Length: 110 mm

[Reset selection](#)

Inquiry



Description

Specification

Download

LIGATOR, jaw, Maryland, 110 mm

The jaw parts on the LIGATOR can be used together with the basic instrument set or the shaft tubes. All parts are reusable and can be placed in the autoclave.

Do you still have any questions regarding the product?

We will be happy to help you!

Get inquiry now

Accessories



LIGATOR, shaft tube, 360 mm

1 piece

BOWA MEDICAL

BOWA-electronic GmbH & Co. KG
Heinrich-Hertz-Straße 4-10
72810 Gomaringen
Deutschland

SERVICE

[➤ Contact](#)

LEGAL

- [➤ Imprint](#)
- [➤ General Terms and conditions](#)
- [➤ Privacy Statement](#)
- [➤ Right of Withdrawal](#)

+49 (0) 7072-6002-900

support@bowa-medical.com

<https://www.bowa-medical.com/>

LIGATOR, jaw, Maryland, 360 mm

Instrument components of LIGATOR jaw parts

Product number: 772-036

Unit: 1 piece



Shape: Maryland

Length: 360 mm

[Reset selection](#)

[Inquiry](#)



Description

Specification

Download

LIGATOR, jaw, Maryland, 360 mm

The jaw parts on the LIGATOR can be used together with the basic instrument set or the shaft tubes. All parts are reusable and can be placed in the autoclave.

Do you still have any questions regarding the product?

We will be happy to help you!

[Get inquiry now](#)

Accessories



BOWA MEDICAL

BOWA-electronic GmbH & Co. KG
Heinrich-Hertz-Straße 4-10
72810 Gomaringen
Deutschland

SERVICE

[➤ Contact](#)

LEGAL

- [➤ Imprint](#)
- [➤ General Terms and conditions](#)
- [➤ Privacy Statement](#)
- [➤ Right of Withdrawal](#)

☎ +49 (0) 7072-6002-900
✉ support@bowa-medical.com
🌐 <https://www.bowa-medical.com/>

LIGATOR, jaw, straight, 110 mm

Instrument components: LIGATOR shaft tubes

Product number: 771-011

Unit: 1 piece



Shape: Straight

Length: 110 mm

[↻ Reset selection](#)

[Inquiry](#)



Description

Specification

Download

LIGATOR, jaw, straight, 110 mm

Shaft tubes for the LIGATOR jaw parts. All parts are reusable and can be placed in the autoclave.

Do you still have any questions regarding the product?

We will be happy to help you!

[Get inquiry now](#)

Accessories



**NightKNIFE + LIGATOR, handle,
COMFORT, cable 4.5 m**

1 piece

Have you seen?



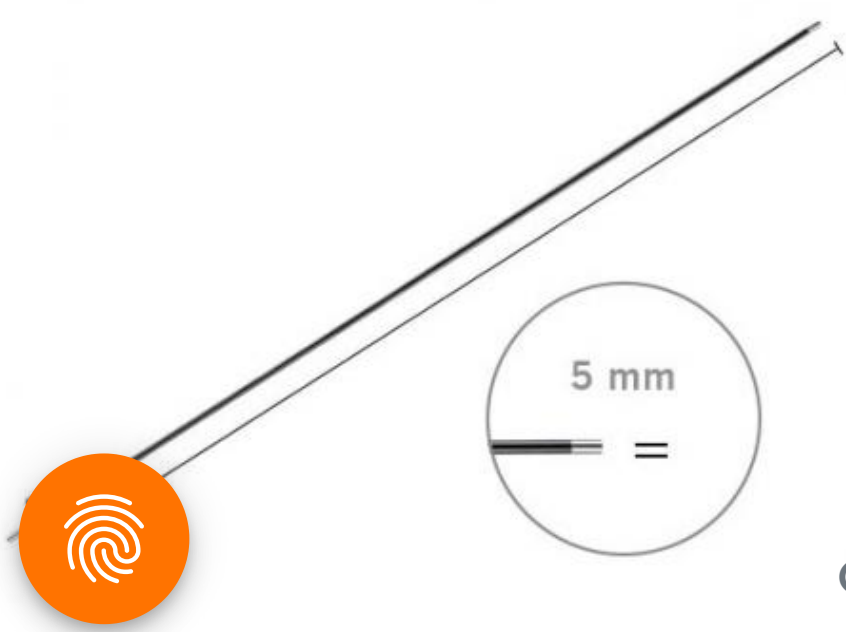
LIGATOR, jaw, Maryland, 360 mm

1 piece



LIGATOR, jaw, straight, 360 mm

1 piece



LIGATOR, shaft tube, 360 mm

Instrument components: LIGATOR shaft tubes

Product number: 770-236

Unit: 1 piece

Working length: 360 mm

[Reset selection](#)

Inquiry

Description

Specification

Download

LIGATOR, shaft tube, 360 mm

Shaft tubes for the LIGATOR jaw parts. All parts are reusable and can be placed in the autoclave.

Do you still have any questions regarding the product?

We will be happy to help you!

Get inquiry now

Accessories



NightKNIFE + LIGATOR, handle, COMFORT, cable 4.5 m

1 piece

Have you seen?



LIGATOR, jaw, Maryland, 360 mm

1 piece



LIGATOR, jaw, straight, 360 mm

1 piece

BOWA MEDICAL

BOWA-electronic GmbH & Co. KG

Heinrich-Hertz-Straße 4-10

72810 Gomaringen

Deutschland

SERVICE

> Contact

LEGAL

> Imprint

> General Terms and conditions

> Privacy Statement

> Right of Withdrawal

+49 (0) 7072-6002-900

support@bowa-medical.com

https://www.bowa-medical.com/



NightKNIFE + LIGATOR, handle, COMFORT, cable 4.5 m

Instrument components of the NightKNIFE

Scope of delivery

Incl. 4.5 m cable, instructions for use

Product number: 770-000

Unit: 1 piece



Spare parts: Handle

[Reset selection](#)

Inquiry

Description

Specification

Download

NightKNIFE + LIGATOR, handle, COMFORT, cable 4.5 m

The individual instrument components of the NightKNIFE are also available as replacement parts. All of the parts are reusable and must be reprocessed with a steam sterilisation process.

Scope of delivery

Incl. 4.5 m cable, instructions for use

Do you still have any questions regarding the product?

We will be happy to help you!

[Get inquiry now](#)

Have you seen?

NightKNIFE, shaft tube, 200 mm
1 piece

BOWA MEDICAL
BOWA-electronic GmbH & Co. KG
Heinrich-Hertz-Straße 4-10
72810 Gomaringen
Deutschland

SERVICE
[➤ Contact](#)

LEGAL
[➤ Imprint](#)
[➤ General Terms and conditions](#)
[➤ Privacy Statement](#)
[➤ Right of Withdrawal](#)

☎ +49 (0) 7072-6002-900
✉ support@bowa-medical.com
🌐 <https://www.bowa-medical.com/>



NightKNIFE set, exchangeable knife, 200 mm, COMFORT

NightKnife - 10 mm reusable cutting and sealing

Scope of delivery

Incl. exchangeable single-use blade with clip, cleaning brush set, instructions for use

Product number: 770-201

Unit: 1 piece



Working length: 200 mm

[Reset selection](#)

[Inquiry](#)

[Description](#)

[Specification](#)

[Download](#)

NightKNIFE set, exchangeable knife, 200 mm, COMFORT

The NightKnife offers a reusable, robust, 10 mm system for cutting and sealing tissue in open and laparoscopic procedures. Depending on the model, the blade can be replaced after every use. It is activated by a foot switch on the ARC 400 or ARC 350 with the LIGATION option. It is reprocessed by a cost-effective, standard steam sterilisation process.

Scope of delivery

Incl. exchangeable single-use blade with clip, cleaning brush set, instructions for use

Do you still have any questions regarding the product?

We will be happy to help you!

[Get inquiry now](#)

Accessories

Sealing spare parts ErgoLAP MONO., LIGATOR, NightKNIFE
1 piece

Cleaning brush - Set
1 piece

Option LIGATION, for ARC 400 / 350 (REF 900-351)

Have you seen?

Electrosurgical unit ARC 400
1 piece

Electrosurgical unit ARC 350
1 piece

NightKNIFE, blade

Replacement blade for NightKNIFE jaw parts

Product number: 770-999

Unit: 1 pack (5 pcs.)



[Inquiry](#)



Description

Specification

NightKNIFE, blade

The replacement blade is a replacement part for NightKnife jaw parts with a replaceable knife. The blades are intended for single use and are delivered non-sterile. It is reprocessed by a cost-effective, standard steam sterilisation process.

Do you still have any questions regarding the product?

We will be happy to help you!

[Get inquiry now](#)

Have you seen?

NightKNIFE, jaw, exchangeable knife, 200 mm
1 piece

NightKNIFE, jaw, exchangeable knife, 360 mm
1 piece

BOWA MEDICAL
BOWA-electronic GmbH & Co. KG
Heinrich-Hertz-Straße 4-10
72810 Gomaringen
Deutschland

SERVICE
[➤ Contact](#)

LEGAL
[➤ Imprint](#)
[➤ General Terms and conditions](#)
[➤ Privacy Statement](#)
[➤ Right of Withdrawal](#)

☎ +49 (0) 7072-6002-900
✉ support@bowa-medical.com
🌐 <https://www.bowa-medical.com/>



Rubber return plate, adults, 250 x 150 mm, international

Reusable neutral electrodes for simple procedures

Product number: 242-003

Unit: 1 piece

Use: Adults

Connection: International

[Reset selection](#)

Inquiry

Description

Specification

Download

Rubber return plate, adults, 250 x 150 mm, international

The reusable neutral electrodes made of conductive silicone close the monopolar circuit on the passive side between the electrosurgical unit and the patient. The electrodes are fixed to the patient with a rubber strap. An additional connecting cable connects it to the generator.

Do you still have any questions regarding the product?

We will be happy to help you!

Get inquiry now

BOWA MEDICAL

BOWA-electronic GmbH & Co. KG

Heinrich-Hertz-Straße 4-10

72810 Gomaringen

Deutschland

+49 (0) 7072-6002-900

support@bowa-medical.com

https://www.bowa-medical.com/

SERVICE

> Contact

LEGAL


> Imprint

> General Terms and conditions

> Privacy Statement

> Right of Withdrawal

ARC 400
ELECTROSURGICAL DEVICE
PERFORMANCE – AT YOUR FINGERTIPS



BOWA
ARC
400

Heart and soul for the OR

The best is never good enough, for beyond it lie new discoveries and new solutions. It is our shared passion for a field in which we both excel, each in our own way. And it is this same passion that gives

each of us the ability to achieve outstanding accomplishments. Discover the new generation of electrosurgical units with the ARC 400. Discover real passion and maximum performance in your OR.

Our passion. Your performance.

BOWA ARC 400 – the new generation of electrosurgical devices for monopolar and bipolar electrosurgery with sealing technology. It supports every surgical team thanks to its indication-related set-up options for specific surgical fields.

Ideal applications for the ARC 400 in HF surgery:

- General, visceral, thoracic and paediatric surgery
- Gynaecology
- Gastroenterology
- Urology
- ENT
- Plastic and aesthetic surgery
- Orthopaedic and trauma surgery
- Oral and maxillofacial surgery
- Neurosurgery
- Cardiac surgery



ARC 400 has been awarded:



Personalised configuration

Every field has specific requirements, every team works differently and every procedure is individual. This is why the ARC 400's interactive touchpad allows you to freely configure the user interface

according to your requirements. Select the pre-configured indication-orientated standard values or create your own individual preferred settings for your field and work style.

Intuitive handling

Attain real performance by working intuitively. The interactive fingertip operation of the touchscreen and clear relationship between the controller and instrument give users a complete overview – in

every situation. The Plug'n Cut function recognises instruments and Plug'n Cut COMFORT also automatically preselects the right basic settings for whichever COMFORT instruments are connected.

Efficient operation

Its ease of use and safe operation, its special LIGATION function and the ability to connect up to 5 instruments to the ARC 400 simultaneously save valuable OR time.

The ARC 400 communicates rapidly with other system components and software is updated simply via USB and several standard connections, ensuring that you can also work efficiently in the future.



Intuitive handling Smart touchpad technology

Touchpad technology allows enhanced intuition in the OR

With the ARC 400 you have fingertip control of all device functions via the interactive touchpad, using clearly designed symbols. Effects, favourites, and individualised settings can be easily and clearly selected. Menu depth is generally limited to only two levels, because you want to be working, not searching.

A logically-constructed user interface

The large, high-definition display is divided into four quadrants that correspond to the four sockets on the sides: if you attach an instrument to the upper right bipolar socket, for example, the upper right quadrant of the display is activated and you immediately know where you need to make your adjustments.

What You See Is What You Get

The icons behave according to the WYSIWYG (What You See Is What You Get) principle. These clear graphic symbols have a preview mode. If you adjust the desired effect to your individual requirements, the preview changes.

Always work with the correct socket

The touch pad provides outstanding operating convenience with its underlying functions and the display's innovative user logic. When adjustments are made to the display, the corresponding instrument socket flashes, offering just the right support in the darkened environment in the OR.

More than an interface: videos on the display

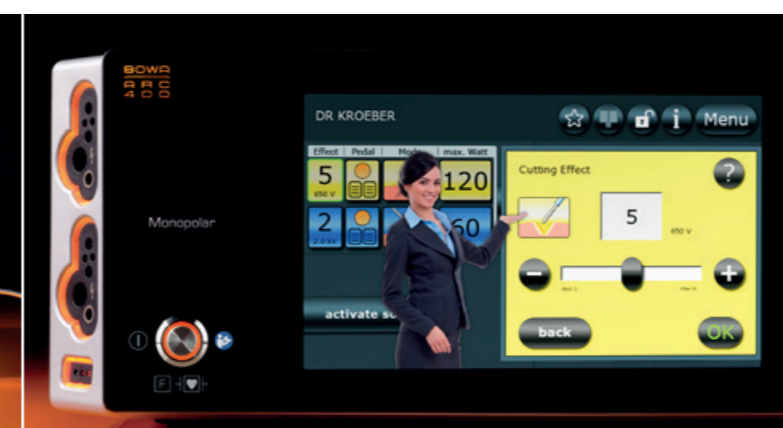
Simply use the touchpad display to brief and train new employees. Insert the USB drive with the introductory video, and a presenter begins demonstrating the functions of the ARC 400.

Smart – and hygienic – display

The ARC 400 display is made of flat, wipe-resistant, shatter- and scratch-proof safety glass. The benefit of this is that the touchpad technology eliminates joints and grooves, thereby ensuring fast, hygienic cleaning in the OR.



Clarity: Every connected socket – in this photo the upper left and lower right – is clearly assigned to one quadrant of the display



Help: The introductory film can be played directly on the device

100% intuition

Operation of the ARC 400 is intuitive and fast with the touchpad. Each instrument socket is related to the display quadrant directly adjacent. Activated

parameters are framed in green and the socket for the corresponding instrument begins to flash, thereby providing security and ease of use.



Dr. Dongle® – Your perfect settings in every OR

Would you like to work with your own personal device settings on every ARC 400, in every OR, in every clinic? It's easy with Dr. Dongle. You can have

your individual device settings available in your pocket at all times. Simply store your perfect settings and use them with every ARC 400.

Dr. Dongle® was awarded:



The COMFORT SYSTEM – process reliability, quality assurance and monitoring

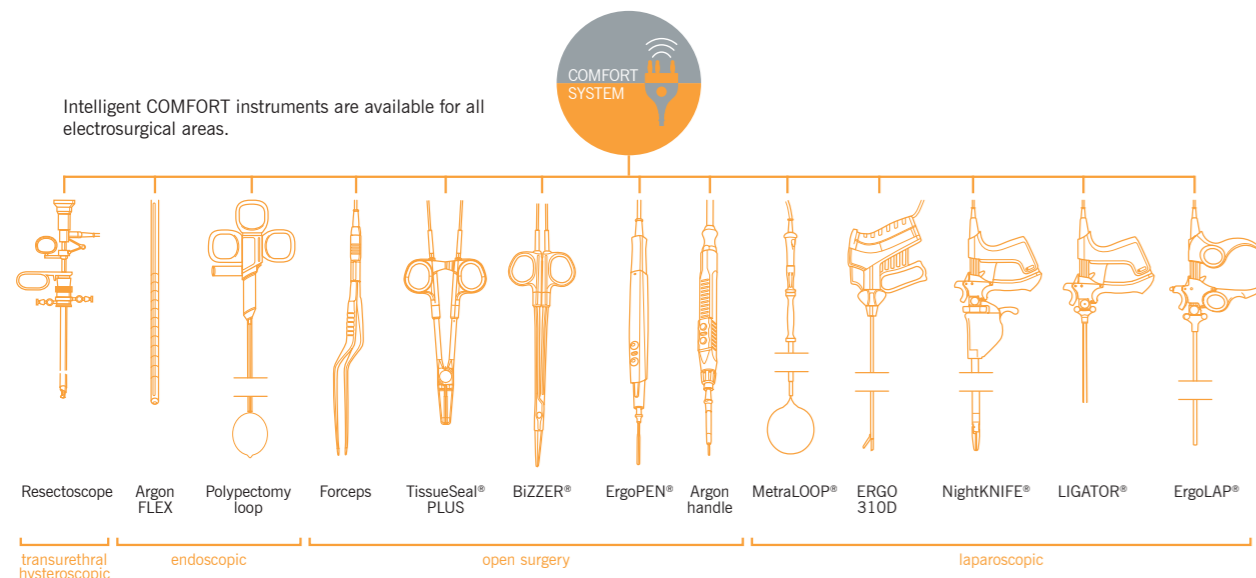
Our COMFORT SYSTEM relies on smart RFID technology – and thus on the new standard for electro-surgical accessories. The COMFORT SYSTEM is the first and optimum system world-wide for process optimisation in the OR – across all electro-surgical applications. Every ARC 400 is equipped with the COMFORT SYSTEM and thus with the standard of the future. Take advantage of intelligent COMFORT instruments and secure for yourself decisive benefits for your workflow in the OR.

Lean processes – more time for what's important
The COMFORT SYSTEM documents the use in the instrument itself.

The ARC 400 or the COMFORT BOX reads the information and you can see at a glance how many procedures the instrument has already completed and how often it may still be used, thereby preventing the number of uses being exceeded. By displaying ordering information, the system simplifies the repeat ordering process.

Maximum safety and simultaneous reduction of OR time

The Plug'n Cut functionality of the COMFORT SYSTEM enables the generator to automatically identify the instrument, check it and select the correct device settings. The Plug'n Cut COMFORT function thereby avoids incorrect settings.



Personalised configuration – Your experience is the best standard

Choose your favourites

Nothing can replace experience – especially in surgery. This is why, in addition to its many indication-related pre-settings, the ARC 400 offers the possibility of optimising standard values according to your own personal experience. You can store up unlimited personal favourite settings and call them up with a tap of your finger in the favourites menu.

If you want your favourites to travel with you everywhere, we recommend our Dr. Dongle storage drive, which can be easily inserted into any ARC 400 unit. Alternatively you can store up to 300 device settings.

Directly to your specific application

To help the OR team operate without losing time, the ARC 400 offers a wide range of electro-surgical standard or indication-orientated power formats.

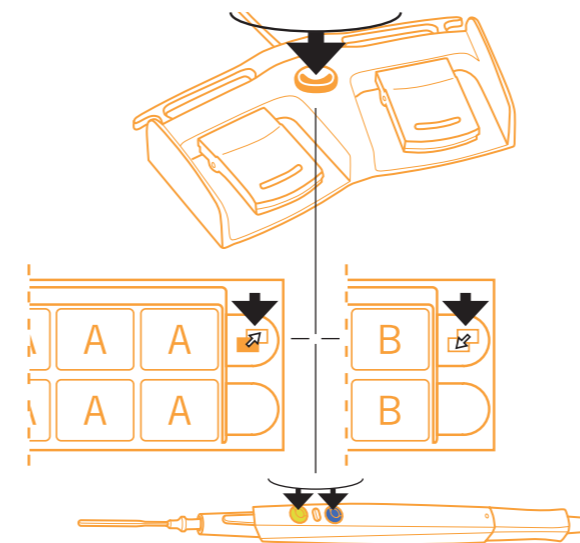
Select a power profile with a tap of your finger, and refine it if necessary using the effect settings.

Freedom of choice

Effects and foot switches can be freely assigned; no symbols are shown for unused sockets.

ZAP mode – Change programs using hand or foot

Increase performance in the operating theatre using ZAP mode! Simple operation of the foot switch or using the buttons on the electrode handle lets the operating surgeon choose between two preset programs during the operation, without requiring non-sterile personnel.



The best connection to the KARL STORZ OR1™ operating system

The ARC 400 can be incorporated perfectly in the integrated KARL STORZ OR1™ operating theatre.

Thus the user can change and use the required programs and settings from the sterile area.

Work efficiently – on a high-tech basis

Passion is nothing – without the right technology

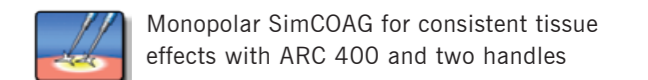
Excellent results depend on the right technology. In addition to the innovative socket design that allows up to two monopolar and three bipolar instruments to be attached simultaneously and is compatible with all popular standard connections, there are numerous hardware and software components that can also directly affect performance in the OR.

- ARC control arc regulation for reproducible monopolar and bipolar cutting results
- Up to 9 effects per mode
- EASY neutral electrode monitoring with contact monitor, baby mode with automatic power limitation
- Current leakage monitoring
- Short circuit detection
- ISSys permanent system self-testing
- CCS permanent initial cutting support
- Configurable socket design
- Information area for device messages
- Operating instructions available directly on the device
- CUT modes: e.g. Standard, Dry, Cardiac, GastroCut, Loop and Knife, MetraLOOP, Laparoscopy
- Micro-regulations and power forms for Plastic and Neurosurgery down to 0.1 W
- COAG Modes: Moderate, Forced, Spray, Cardiac
- Autostart function

Monopolar simultaneous coagulation

permits the simultaneous COAG activation of two monopolar handles. This mode is particularly ideal for coagulation and preparation, with the selected power setting being available for both handles.

Applications include mastectomies in gynaecology, bypasses in cardiac surgery or multiple traumas in surgery.



Plug'n Cut COMFORT: The COMFORT SYSTEM automatically recognises the COMFORT instrument, indicates how many times it may still be used and selects the correct parameters for the procedure



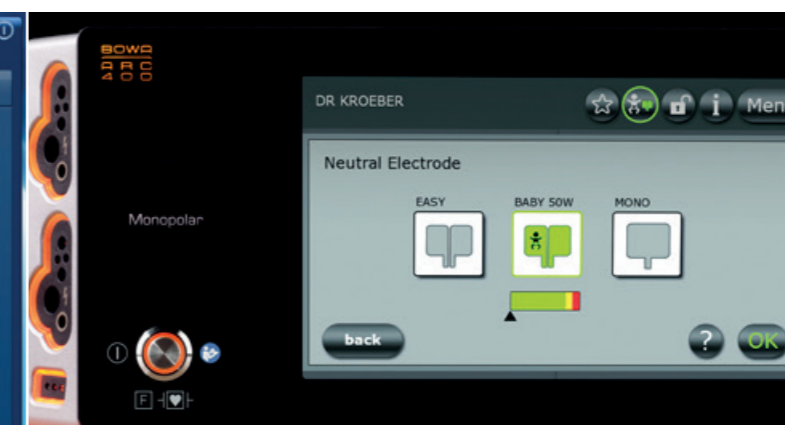
Plug'n Cut: The ARC 400 automatically detects that a standard instrument is connected



With a tap of your finger: quickly create and call up favourites



Professionals working together: Set the power, type of current and the activation type through the KARL STORZ OR1™



Everything in the green? Neutral electrode monitoring, shown here in the setting for babies (max. 50 watts), provides continuous status information



Efficient: The lower right bipolar connection socket can be extended to connect two standard plugs – this makes three bipolar connections available




Costs and benefits – close the gap

ARC 400: the vessel sealing specialist

With the ARC 400 and BOWA LIGATION instruments, such as TissueSeal PLUS for open surgery applications and NightKNIFE also for laparoscopic applications, large-bore veins, arteries and tissue bundles with diameters of up to 7 mm can be sealed permanently and securely by bonding elastin and collagen to each other. The LIGATION sealing technique guarantees procedures free from residues and foreign bodies with sealing reliability of up to 700 mmHg.

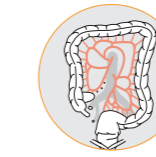
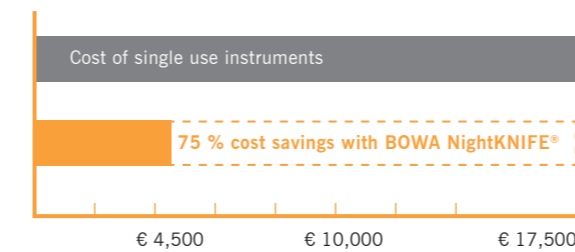
Optimum procedural results, thanks to outstanding ergonomics and tactility, are a further bonus for surgical artists. The massive potential for time-saving in the OR, as well as savings in terms of suturing materials and clips and instrument re-usability, are all key features to convince even the strictest cost controller.

 LIGATION is a fully automatic mode for the sealing of tissue with BOWA LIGATION instruments

Two hundred times instead of once

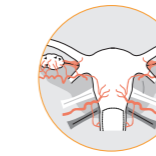
BOWA LIGATION instruments can be reused up to two hundred times. As shown in the graph, there are massive cost benefits over single use instruments, even after only 50 procedures.

Cost benefits of BOWA NightKNIFE® compared to single use instruments after 50 procedures



Surgical applications:

- Colectomy
- Gastrectomy
- Liver resection
- Thyroidectomy
- Lobectomy



Gynaecological applications:

- Hysterectomy – open and vaginal laparoscopic-assisted vaginal hysterectomy
- TLH: Total laparoscopic hysterectomy
- LASH: Laparoscopic supracervical hysterectomy
- Mastectomy

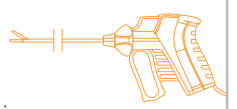


Urological applications:

- Prostatectomy
- Cystectomy
- Nephrectomy

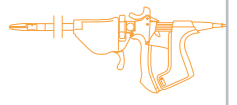
ERGO 310D

- 340mm
- Ø 5 mm
- Disposable, sterile
- Packing unit of 5 pieces
- Integrated blade
- Plug'n Cut COMFORT



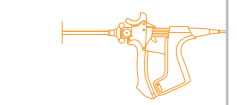
NightKNIFE®

- 360 and 200mm
- Ø 10 mm
- Autoclavable
- Replaceable knife
- Plug'n Cut COMFORT



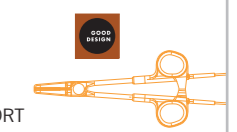
LIGATOR®

- 360 and 110mm
- Ø 5 mm
- Autoclavable
- Maryland and straight model
- Plug'n Cut COMFORT



TissueSeal® PLUS

- 160, 190, 230 and 280 mm
- Autoclavable
- Plug'n Cut COMFORT



Literature:

Schuld J, Laschke MW, Rupertus K, Richter S, Menger MD, Schilling MK: Evaluationsstudie: BOWA NightKNIFE® vs. Ligasure Atlas™. BOWA, Gomaringen 2008

Schuld J, Richter S, Laschke MW, Sperling J, Menger MD, Schilling MK, Surgical Association for OR and Instrument Technology of the German Association for General and Visceral Surgery: Evaluationsstudie: BOWA TissueSeal® vs. Valleylab Ligasure™. BOWA, Gomaringen 2008

Schuld MD, Sperling MD, Kollmar MD, Menger MD, Schilling MD, Richter MD, Laschke MD: The NightKNIFE: Evaluation of Efficiency and Quality of Bipolar Vessel Sealing JOURNAL OF LAPAROENDOSCOPIC & ADVANCED SURGICAL TECHNIQUES 2011


A join that conserves resources – LIGATION* with the ARC 400

Rely on an established technique for permanent vessel and tissue sealing: LIGATION. Alongside the advantage of preventing the introduction of foreign bodies into the patient, this method also saves OR

time, suture materials and clips. Autoclavable BOWA LIGATION instruments are the first choice for use with the ARC 400.



New: The LIGATION choice opens up new potential procedures and all settings are entered automatically



TissueSeal® PLUS 160 mm: re-usable sealing instrument with minimal thermal spread due to its sandwich structure



TissueSeal® PLUS – 190, 230 and 280 mm



Efficient: no instrument change thanks to NightKNIFE® Seal'n Cut

*Option



ARC PLUS – the ground-breaking addition with argon support

Contact-free. Reliable. Fast.

An electrical bridge is created between the instrument and the tissue in argon-assisted electro-surgery, with the aid of the ionisation of argon gas. The argon beam produced with ARC PLUS can be administered particularly well and can be used for contact-free haemostasis. Take advantage of enhanced clinical effectiveness for fast contact-free coagulation with maximum perforation safety and simple administration.


Technical features

- Automatic detection of argon instruments and parameter preselection by Plug'n Cut
- Documentation of uses in the BOWA COMFORT instrument
- Automatic control by the ARC 400
- Electronic level indicator and pre-warning
- Flow rates of from 0.1 to 10 l/min, max 2 bar outlet pressure
- Large coverage with 2 argon bottles
- Foot and manual operation
- Simple, space-saving docking of the ARC electro-surgical unit
- 2.0 to 4.5 bar input pressure
- Flow testing and pressure monitoring
- Extensive range of accessories

Argon COAG and CUT

for argon-assisted cutting and coagulation with open and laparoscopic applications in surgery and gynaecology:

- Abdominal surgery
- Laparoscopy
- Liver surgery
- Mamma surgery
- Visceral surgery



Advantages of argon-assisted electro-surgery in surgery and gynaecology

- Contact-free coagulation without adherence or sticking in parenchymal tissues, such as the liver
- Fast coagulation of large surfaces
- Carbonisation-free
- Flexible coagulation zone
- Clear vision due to smoke-free coagulation
- Ultra-simple to operate with large ignition gap of >10 mm and easy ignition

Applications (excerpts)

- Argon rigid**
- General surgery
 - Liver surgery
 - Abdominal plastic
 - Transplant surgery
 - ENT
 - Nephrectomy



Argon FLEX

for internal medical applications with flexible probes



Argon PULSED

with fine regulation across several effect stages



Advantages of argon-assisted electro-surgery in internal medicine

- Safe dosage with power and pulse sequence minimises the risk of perforation
- Particularly fine coagulation is possible from 1 W in gastroenterology
- Clear vision due to smoke-free coagulation
- Low-odour due to reduced smoke gases
- Carbonisation-free
- Flexible coagulation zone
- Ultra-simple to operate with large ignition gap of >10 mm
- Minimal argon flow rates of 0.4 l/min
- Limited penetration depth

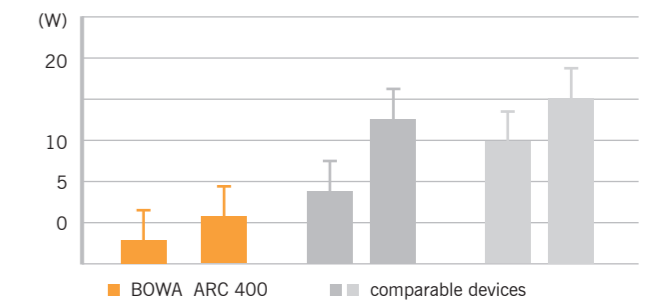
Applications (excerpts)

- Argon FLEX / Argon FLEX 90°**
- **Gastroenterology**
 - Superficial and smaller vascular bleeds
 - Tumour reductions
 - Tumour bleeds
 - Devitalisation and coagulation, also in the right colon
 - Stent ingrowth/overgrowth
 - Radiation proctitis
 - **Interventional bronchology**
 - Superficial and smaller vascular bleeds
 - Tumour reduction
 - Tumour bleeding
 - Recanalisation
 - Granulation
 - Fistula conditioning
 - Stent ingrowth/overgrowth
 - **Rectoscopy**



Safety advantages and perforation safety with low power setting

Energy setting (W) for effective ignition or therapeutic effect



Literature:
Endo today 2007;
Prospektive, randomisierte Evaluation der Niedrig-Energie-Argonplasmaokoagulation bei der endoskopischen Blutstillung am Gastrointestinaltrakt (GIT)
M. Raithe, J. Hänsler, A. Stegmaier, F. Boxberger, J. Maiss, W. Müller, E.G. Hahn
Med. Clinic I University of Erlangen-Nuremberg, Gastroenterology, Endoscopy, Funct. of Tissue Diagnostics; Conference Paper

ARC 400 and ARC PLUS – the premium high-performance combination

Argon-assisted electro-surgery offers a major benefit: contact-free work on large surfaces with diffuse bleeding and fine dosage on sensitive structures. ARC 400 combined with ARC PLUS is the premium workstation for surgery and

endoscopy, permitting ultra-simple application thanks to reliable ignition and, at the same time, offering excellent perforation safety with low power settings.



The clearly laid out user interface allows the straightforward and fast adjustment of the most diverse argon parameters



A number of probes are available for the various argon-assisted applications

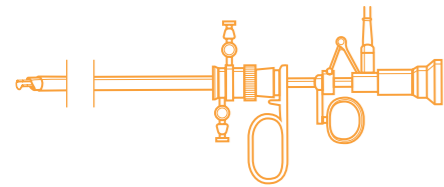


Activation of argon modes is also visualised on the ARC PLUS



The green display signals pre-flushing of the connected instruments with argon

Special applications – just four of many



Bipolar resection* for urology

Bipolar resection with the ARC 400 stands out on account of its extremely reliable initial cutting and high resection speed.

Reduced irritation of the obturator nerve and bipolar technology hugely increase operating safety in this field. Using saline solution as a medium prevents the danger of TUR syndrome.

In addition, monopolar transurethral resection of the prostate (TUR-P), surgical treatment of bladder tumours (TUR-BT) and vaporisation of the prostate tissue (TUR-VAP) can also be carried out with the ARC 400.



Resection CUT



Resection COAG

*Option



Quadruple specialities:

functions for cardiac surgery

Four highly specialised functions for effective work are available for use in the field of cardiac surgery:



Monopolar SimCOAG for simultaneous coagulation and preparation with two monopolar handles



Cardiac thorax for forced coagulation when opening the thorax



Cardiac mammaia for forced coagulation in the area of the mammaies



Dry cutting for strong haemostasis



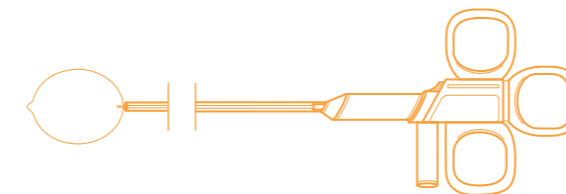
For gynaecology: faster removal

In addition to the modes for vessel sealing and monopolar and bipolar resection, a special function is available in gynaecology for laparoscopic supracervical removal of the uterus (LSH).

This mode – combined with the BOWA MetraLOOP instrument – offers more rapid cutting of the loop for uterus removal. Work can be accomplished safely, rapidly and precisely, even with large loops.



MetraLOOP

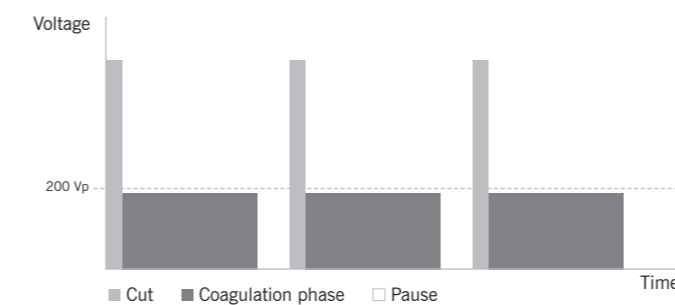


GastroCut for gastroenterology

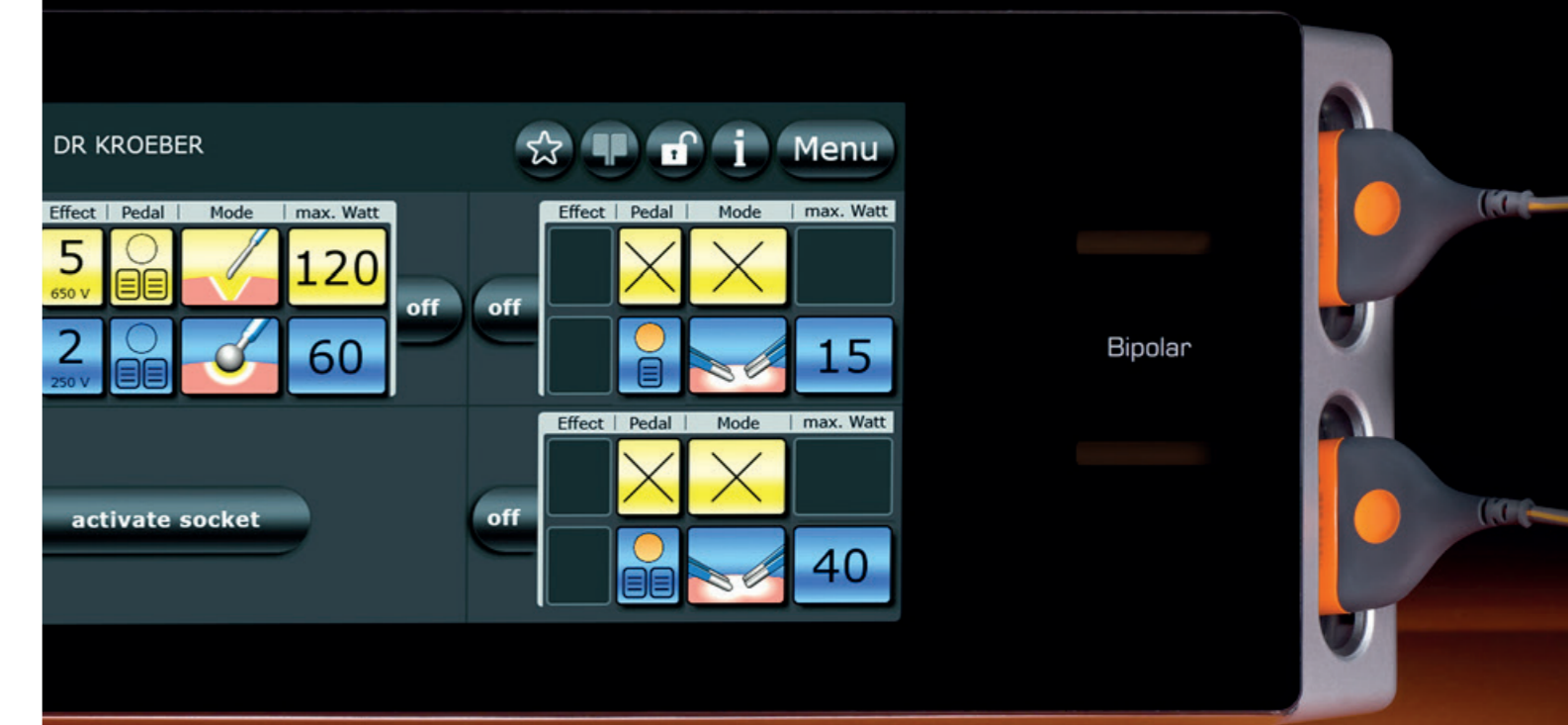
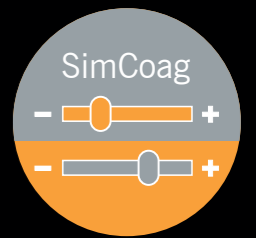
With the ARC 400's GastroCut modes, gastroenterologists can achieve the best results with polypectomy and papillotomy and endoscopic resections with loops or knife electrodes. Gastroenterologists can adjust the haemostasis level of cutting and coagulation power to three speeds "slow", "medium" and "fast" as required to meet their needs.

The cut is optimised, the surgeon controls the cut's coagulation effect through the effect in nine steps. This allows the surgeon to work cautiously to avoid complications, as well as proceeding rapidly when the situation allows it.

GastroCut power type



A WORLD'S FIRST: Bipolar SimCoag

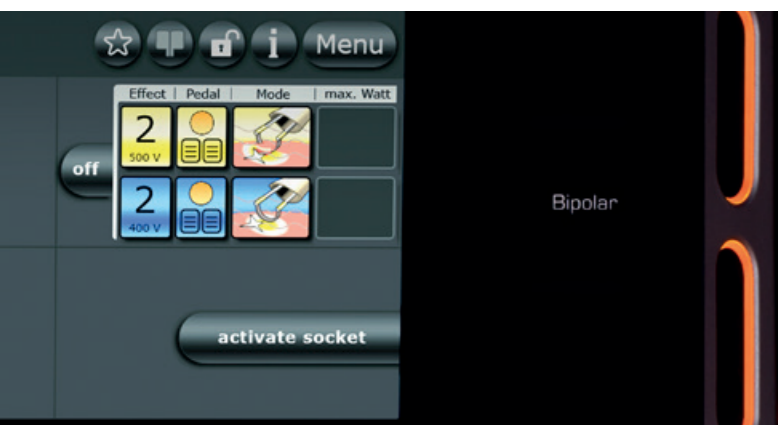


The new bipolar SimCoag* – the simultaneous application of two bipolar instruments opens up new perspectives

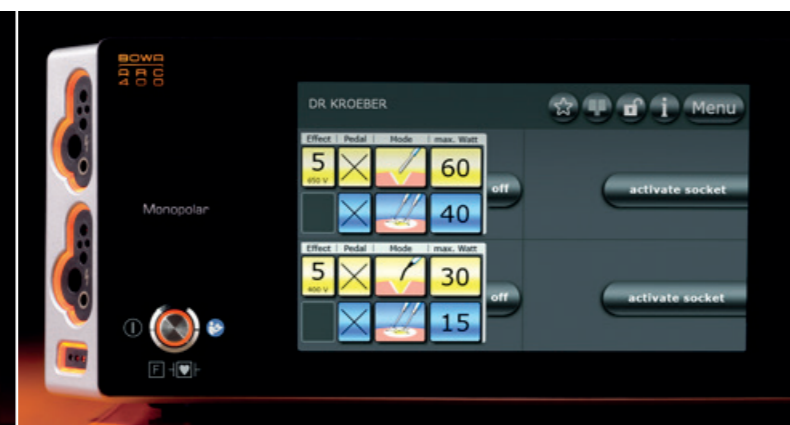
The new and patent-protected SimCoag function of ARC 400 ensures twice the performance during operations. As two surgeons can operate on the same patient at the same time, but separately from each other. Each bipolar instrument remains exactly in the selected and desired performance

range at all times. Because with SimCoag 1+1 really does equal 2, as each power output is completely separate. You can now work safely and reliably with constant tissue effects within a team and open up brand new fields for your HF surgery skills.

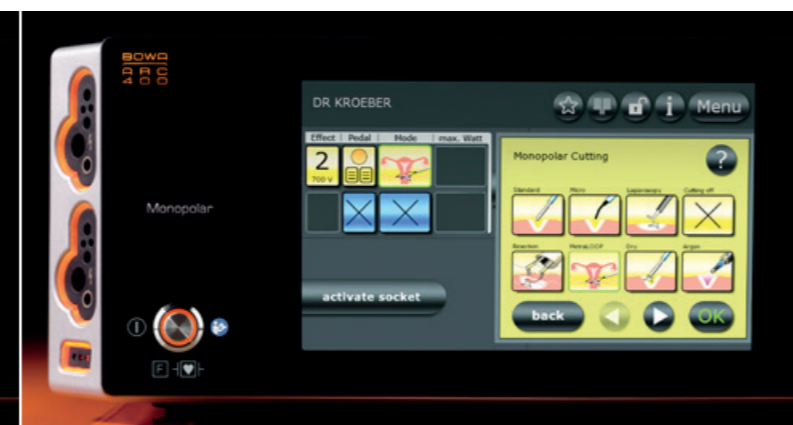
*Option



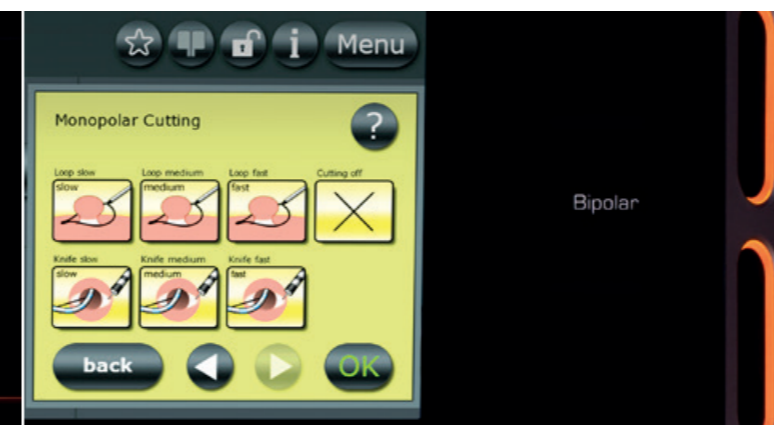
Innovation: Bipolar resection in urology with ultra-high resection speed



Practical with bypasses: simultaneous activation

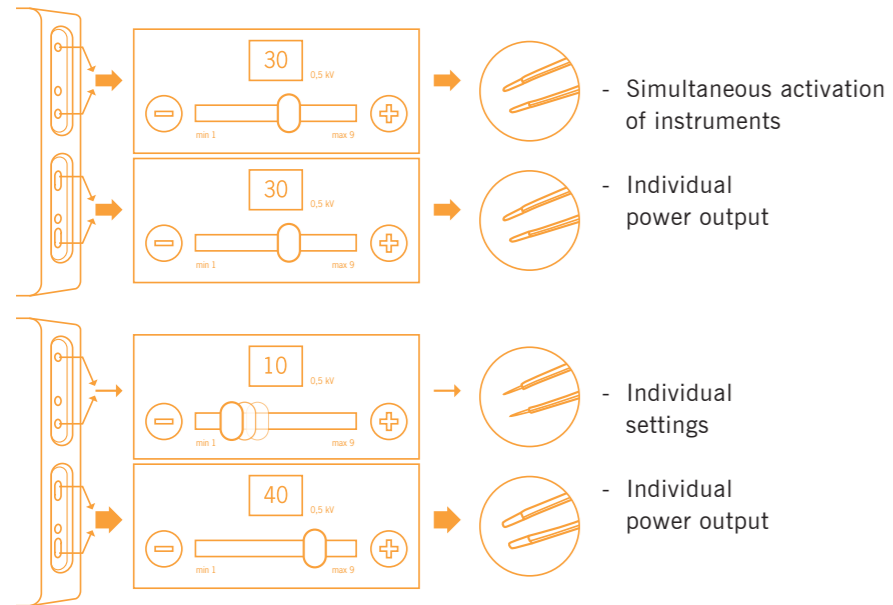


Special effect for gynaecology: extremely fast and safe removal of the uterus using the MetraLOOP function



Highly flexible: GastroCut permits 6 cutting types with loops or knife electrodes for up to 5 effects

Makes you a real team player in the field of HF surgery



Simultaneous operating

In contrast to common generators, this brand new function now allows you to activate two bipolar instruments simultaneously:

- Uninterruptible
- Individual parameters
- Precise and safe

Ideal application areas for the new SimCoag function are:


- Orthopedics and Traumatology
- Neuro Surgery
- General Surgery
- Plastic and Aesthetic Surgery



Precise: Individual power and effect settings



Time saving: Uninterruptible performance for two surgeons



Accessories – more than the sum of their parts

The ARC 400 is the new generation of electro-surgical units, offering maximum performance for all standard instrument families. When used in

conjunction with BOWA accessories, the ARC 400 becomes a closed system with outstanding properties – medical as well as economical.

ARC CART – greater mobility

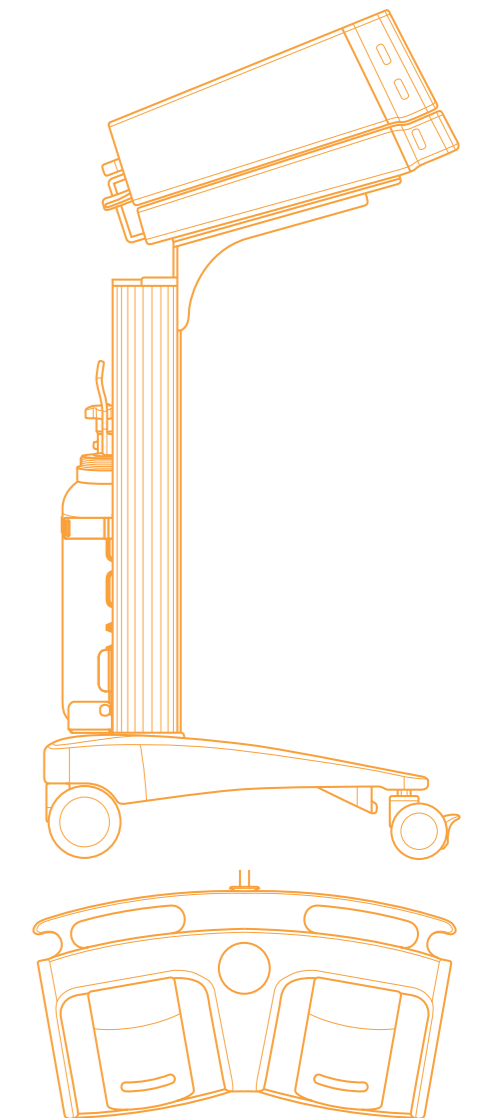
One unit – many options

The ARC 400, ARC PLUS and the ARC CART form a high-performance unit that can be quickly manoeuvred to wherever it is needed in the OR.

Everything is in the right place and can be individually configured in the ARC CART. The basic ARC CART offers four steerable rollers with brakes, cable conduit, power cable detachment prevention device, handle, foot switch holder and a cable holder. The storage shelf is optimised for the ARC generator.

Also available as accessories are shelves, for SHE SHA smoke evacuation systems, drawers, gas bottle holders, equipotential bonding connectors or baskets. The result is much greater mobility.

The foot switches are waterproof (IPX8) and explosion-protected. Pedals are ergonomically arranged to allow for fatigue-free operation over long periods of time.



Optimum: Vision and operation



Flexible: Freely assignable foot pedals



Space-saving: Streamlined

Made by BOWA accessories – simply safe

"Simply safe" is more than just a promise. For us it is the commitment to always think beyond the current standards. This approach leads us to solutions that open up new perspectives and support you as best as possible in your work.

As a specialist HF surgical company, we offer you complete systems as well as complementary individual products.

For a comprehensive overview of our product range, visit us at www.bowa-medical.com.

ARC system and accessories




LOTUS



LIGATION – vessel sealing




Argon-assisted electrosurgery



SHE SHA smoke evacuation



Instruments for laparoscopy



BiZZER® – bipolar scissors



Forceps



Handles and electrodes



Cables and adapters



Neutral electrodes



Sets



Made in Germany – technical information

BOWA ARC 400 is designed for use in almost all areas of electrosurgery. ARC generators can be placed on ceiling supply units or on the ARC CART for unrestricted mobility. The device has two monopolar and three bipolar outputs. Hospital


technicians can perform simple maintenance work, such as reading off unit information or running software updates that are supplied on a USB stick. Should you wish to connect third-party accessories, this is also possible using a range of different sockets.

Technical data at a glance	ARC 400	ARC PLUS
Mains voltage	100 – 127 V / 220 – 240 V	100 – 240 V
Mains frequency	50 / 60 Hz	50 / 60 Hz
Mains power	Max. 5 A @ 230 V Max. 8 A @ 127 V Max. 10 A @ 100 V	Max. 0.6 A
Mains fuse	2 x T 5 AH 250 V / 2 x T 10 AH 250 V	2 x T 1 A
Power consumption min.	3 W / 40 VA	1 W / 20 VA
Power consumption max.	700 W / 1150 VA	32 W / 65 VA
Width x Height x Depth	430 x 180 x 475 mm	433 x 97 x 489 mm
Weight	12.5 kg	7.7 kg
Classification under EC Directive 93/42/EEC	II b	II a
Protection class according to EN 60601-1	I	I
Type according to EN 60601-1	CF	–
CE marking	CE0123	CE0123
Item no.	900-400	900-001
Bipolar resection option	900-395	–
LIGATION option	900-396	–
Bipolar SimCOAG option	900-399	–
Max. MONOPOLAR power	400 W (at 200 Ω)	–
Max. BIPOLAR power	400 W (at 75 Ω)	–
Output frequency	350 kHz / 1 MHz	–

An innovative socket system for all connections and up to five instruments:

monopolar: 2 x 3-pin & Bovie
or 2 x 3-pin & Erbe

bipolar: 2 X 2-pin or 1 x 2-pin & 2 x Erbe



Update service – simply by USB

Take advantage of the latest developments of the future. The ARC 400 is ready and waiting. Our update service lets you update your ARC 400's software simply using a pen drive. The many

standard sockets guarantee the future-proofing of your unit and its automated integration into your system landscape – even in the future.



Clear design: compact design, ideal to meet the exacting hygiene conditions in your OR



Communicative interfaces: with USB and network socket – designed for today and tomorrow

BOWA
EINFACH SICHER

BOWA-electronic GmbH & Co. KG
Heinrich-Hertz-Strasse 4-10
72810 Gomaringen | Germany

Phone +49 (0) 7072-6002-0
Fax +49 (0) 7072-6002-33
info@bowa.de | bowa-medical.com

