

L420/L500/L600 Tabletop Low Speed Centrifuge

L420/L500/L600 Tabletop Low Speed Centrifuge is designed for the clinical research with our years of experience. Stainless rotors with variety of capacity for convenient operation.

Features:

- ◆ Microprocessor control and DC brushless motor.
- ◆ Touch panel and LCD display.
- ◆ RCF value can be calculated automatically.
- ◆ Special damping structure to reduce vibration.
- ◆ Electrical door interlock, with which centrifuge cannot work if the door is open and the door cannot be opened when it is working.
- ◆ Variety of brackets for users to convenient choice.

Technical Parameters:


Model	L420	L500	L600
Order No.	186000	211000	213000
Max. Speed	4200rpm	5000rpm	6000rpm
Max. RCF	2760xg	4030xg	5120xg
Max. Capacity	12x20ml	16x15ml	16x15ml
Speed Accuracy	±30rpm	±30rpm	±30rpm
Time Setting Range	1min to 99min	1min to 99min	1min to 99min
Noise	≤65dB(A)	≤65dB(A)	≤65dB(A)
Power Supply	AC220V±22V 50/60Hz 5A	AC220V±22V 50/60Hz 5A	AC220V±22V 50/60Hz 5A
Total Power	250W	250W	250W
Dimension (W x D x H)	370x432x250mm	370x432x250mm	370x432x250mm
Package Dimension(W x D x H)	435x580x312mm	435x580x312mm	435x580x312mm
Net Weight	14kg	15kg	15kg



L420 Rotor Parameters:








Order No.: 808400
 Max. Speed :4000rpm
 Max. RCF: 2200xg
 Capacity: 18 x 10ml
 Adaptor: 808409(7ml)








Order No.:808500
 Max. Speed :4000rpm
 Max. RCF: 2200xg
 Capacity: 12 x 20ml
 Adaptor: 808512(5ml blood collection tube)

 <p>No.1 Max. Speed: 4200rpm Max. RCF: 2760xg Max. Capacity: 4x50ml</p>	 <p>Name: Bracket Order No.: 854720 Rotor Capacity: 4x50ml Adaptor: 854708(15ml fal</p>	<p>Adaptors can be customized</p>
 <p>No.2 Max. Speed: 4200rpm Max. RCF: 2760xg Max. Capacity: 12x15ml</p>	 <p>Name: Bracket Order No.: 854820 Rotor Capacity: 12x15ml Adaptor: 854806(1.5ml) 854808(5ml) 854809(7ml)</p>	 <p>Name: Bracket Order No.: 854830 Rotor Capacity: 12x2x5ml Adaptor: 854807(1.5ml) 854813(0.5ml)</p>
 <p>No.2 Max. Speed: 4200rpm Max. RCF: 2760xg Max. Capacity: 8x10ml/16x5ml</p>	 <p>Name: Bracket Order No.: 854920 Rotor Capacity: 8x10ml</p>	 <p>Name: Bracket Order No.: 854930 Rotor Capacity: 8x2x5ml</p>

L500 Rotor Options

 <p>No.1 Order No.: 808350 Max. Speed: 5000rpm Max. RCF: 4030xg Rotor Capacity: 24x10ml Adaptor: 808308(1.5ml)</p>	 <p>No.2 Order No.: 855201 Max. Speed: 4200rpm Max. RCF: 2760xg</p>	 <p>Name: Bracket Order No.: 855210 Capacity: 4x50ml Adaptor: 854708(15ml falcon</p>	 <p>Name: Bracket Order No.: 855220 Capacity: 4x4x15ml Adaptor: 854806(1.5ml) 854808(5ml)</p>	 <p>Name: Bracket Order No.: 855230 Capacity: 4x6x5ml Adaptor: 854809(7ml) 854807(1.5ml) 854813(0.5ml)</p>
---	---	--	--	---

L600 Rotor Options

 <p>No.1 Order No.: 808700 Max. Speed: 6000rpm Max. RCF: 5120xg Rotor Capacity: 12x15ml</p>	 <p>No.2 Order No.: 855201 Max. Speed: 4200rpm Max. RCF: 2760xg</p>	 <p>Name: Bracket Order No.: 855210 Capacity: 4x50ml Adaptor: 854708(15ml falcon</p>	 <p>Name: Bracket Order No.: 855220 Capacity: 4x4x15ml Adaptor: 854806(1.5ml) 854808(5ml)</p>	 <p>Name: Bracket Order No.: 855230 Capacity: 4x6x5ml Adaptor: 854809(7ml) 854807(1.5ml) 854813(0.5ml)</p>
--	---	--	--	---