

DICHIARAZIONE DI CONFORMITÀ CE / EC DECLARATION OF CONFORMITY

DICHIARAZIONE DI CONFORMITÀ CE

La società Liofilchem® S.r.l., con Sede Legale in Via Scozia, 64026 Roseto degli Abruzzi (TE) Italia, in qualità di fabbricante del dispositivo medico-diagnostico *in vitro* elencato nella tabella allegata Revisione 31.0 del 08.01.2016

dichiara sotto la propria responsabilità

1. che il dispositivo sopra indicato soddisfa tutte le disposizioni applicabili della Direttiva 98/79/CE (Allegato III) recepita nella Legislazione Italiana dal Decreto Legislativo n° 332 del 8 settembre 2000;
2. che il dispositivo in oggetto non è incluso nell'Allegato II, lista A e B della Direttiva 98/79/CE
3. che la documentazione tecnica di cui all'allegato III della direttiva Direttiva 98/79/CE è a disposizione delle autorità nazionali presso la sua sede e sarà conservata per 5 anni dall'ultima data di fabbricazione del prodotto;
4. che il processo di fabbricazione segue adeguati principi di assicurazione della qualità;
5. di aver attivato e di mantenere aggiornato, un sistema di sorveglianza post-produzione per il monitoraggio dei prodotti;
6. che il dispositivo in oggetto è stato messo in commercio munito di marcatura CE.

EC DECLARATION OF CONFORMITY

The company Liofilchem® S.r.l., registered office in Via Scozia, 64026 Roseto degli Abruzzi (TE) Italy, as a manufacturer of the *in vitro* medical-diagnostic device listed in the attached table, Revision 31.0 of 08.01.2016

hereby certifies under its own responsibility

1. that the above mentioned device complies with all the applicable provisions of Directive 98/79/EC (Annex III) and its relevant transposition into national law;
2. the above mentioned is not included in Annex II, List A and B of Directive 98/79/EC;
3. that the technical documentation referred to at Annex III of the Directive 98/79/EC is available for the national authorities in its facility and that this documentation shall be kept for 5 years after the last product has been manufactured;
4. that the manufacturing process follows suitable principles of quality assurance;
5. that, has implemented and keep up to date, a post-production surveillance system for monitoring the products;
6. that the device in question, was introduced into the market provided with CE mark.

Roseto, 08.01.2016

Direttore Tecnico/ Technical Director
Dott. Silvio Brocco



PRODOTTI CE DI LIBERA VENDITA / FREE SALE CE PRODUCTS

Rev. 31.0 del 08.01.2016

10002	DNA AGAR + BLU DI TOLUIDINA
10004	CLED ANDRADE AGAR
10004*	CLED ANDRADE AGAR
10005	MAC CONKEY SORBITOL AGAR
10005*	MAC CONKEY SORBITOL AGAR
10006	TRYPTIC SOY AGAR + 0,6% YEAST EXTRACT
10007	BACILLUS CEREUS AGAR (PEMBA)
10007*	BACILLUS CEREUS AGAR (PEMBA)
10011	YEAST GLUCOSE CHLORAMPHENICOL AGAR
10011*	YEAST GLUCOSE CHLORAMPHENICOL AGAR
10013	DNase TEST AGAR
10013*	DNase TEST AGAR
10014	Purple Lactose Agar
10014*	Purple Lactose Agar
10017	CZAPEK DOX AGAR
10018	DRIGALSKY LACTOSE AGAR
10021	BIGGY (NICKERSON) AGAR
10021*	BIGGY (NICKERSON) AGAR
10022	BRILLIANT GREEN AGAR
10022*	BRILLIANT GREEN AGAR
10023	Chocolate Agar
10023*	Chocolate Agar
10024	TRYPTOSE AGAR
10024*	TRYPTOSE AGAR
10025	COLUMBIA AGAR (Horse Blood 5%)
10025*	COLUMBIA AGAR (Horse Blood 5%)
10026	CLED AGAR
10026*	CLED AGAR
10027	BACILLUS CEREUS AGAR (Mossel)
10027*	BACILLUS CEREUS AGAR (Mossel)
10028	ISOSENSITEST AGAR
10028*	ISOSENSITEST AGAR
10029	MAC CONKEY AGAR
10029*	MAC CONKEY AGAR
10030	MANNITOL SALT AGAR
10030*	MANNITOL SALT AGAR
10031	MUELLER HINTON II AGAR
10031*	MUELLER HINTON II AGAR
10033	PSEUDOMONAS (CETRIMIDE) AGAR
10033*	PSEUDOMONAS (CETRIMIDE) AGAR
10035	SABOURAUD AGAR
10035*	SABOURAUD AGAR
10035S	SABOURAUD AGAR Irradiated
10036	S.S. AGAR
10036*	S.S. AGAR
10037	TRYPTIC SOY AGAR
10037*	TRYPTIC SOY AGAR
10037S	TRYPTIC SOY AGAR Irradiated
10039	ROGOSA AGAR
10039*	ROGOSA AGAR
10040	NEW YORK CITY AGAR
10040*	NEW YORK CITY AGAR
10041	LISTERIA PALCAM AGAR
10041*	LISTERIA PALCAM AGAR
10042	CRYSTAL VIOLET AGAR (Sheep Blood 5%)
10042*	CRYSTAL VIOLET AGAR (Sheep 5%)
10043	HEKTOEN ENTERIC AGAR
10043*	HEKTOEN ENTERIC AGAR
10044	NUTRIENT AGAR
10044*	NUTRIENT AGAR

10046	SERUM TELLURITE AGAR
10047	BISMUTH SULFITE AGAR
10047*	BISMUTH SULFITE AGAR
10048	E.M.B. LEVINE AGAR
10048*	E.M.B. LEVINE AGAR
10050	CAMPYLOBACTER AGAR (Sheep Blood 5%)
10050*	CAMPYLOBACTER AGAR (Sheep Blood 5%)
10051	Legionella BCYE Agar
10051*	Legionella BCYE Agar
10052	YERSINIA SELECTIVE AGAR
10052*	YERSINIA SELECTIVE AGAR
10053	WILKINS CHALGREEN AGAR
10053*	WILKINS CHALGREEN AGAR
10054	WURTZ LACTOSE AGAR
10054*	WURTZ LACTOSE AGAR
10056	X.L.D. AGAR
10056*	X.L.D. AGAR
10057	BILE AESCULIN AGAR
10057*	BILE AESCULIN AGAR
10058S	TRYPTIC SOY AGAR Irradiated -30 mL-
10060	BRAIN HEART INFUSION AGAR
10060*	BRAIN HEART INFUSION AGAR
10064	CHRISTENSEN UREA AGAR
10065	SCHAEDLER KKV AGAR(Sheep Blood 5%)
10065*	SCHAEDLER KKV AGAR(Sheep Blood 5%)
10067	SCHAEDLER KVN AGAR (Sheep Blood 5%)
10069	X.L.T. 4 AGAR
10069*	X.L.T. 4 AGAR
10074S	TRYPTIC SOY AGAR+NEUTRALIZING Irradiated
10078	MUELLER HINTON II MOD. AGAR
10078*	MUELLER HINTON II MOD. AGAR
10079	CASITONE AGAR
10079*	CASITONE AGAR
10080	HAEMOPHYLUS TEST AGAR
10080*	HAEMOPHYLUS TEST AGAR
10082	HELICOBACTER PYLORI AGAR
10082*	HELICOBACTER PYLORI AGAR
10090	M.R.S. Agar
10090*	M.R.S. Agar
10095	BRAIN HEART AGAR FOR HAEMOPHILUS
10129	MAC CONKEY AGAR MMG
10129*	MAC CONKEY AGAR MMG
10131	Mueller Hinton II Agar (Sheep Blood 5%)
10131*	Mueller Hinton II Agar (Sheep Blood 5%)
10132	MUELLER HINTON FASTIDIOUS AGAR 90 mm
10134	Legionella BMPA Agar
10141	SALMONELLA TEST AGAR
10141*	SALMONELLA TEST AGAR
10142	BLOOD AGAR (Sheep Blood 7%)(ISO 10560)
10142*	BLOOD AGAR (Sheep Blood 7%)(ISO 10560)
10143	Mueller Hinton Agar + 5 % Horse Blood Lysed
10145	CAMPYLOBACTER KARMALI AGAR
10146	CAMPYLOBACTER PRESTON AGAR
10148	CAMPYLOBACTER AGAR (Sheep Blood 10%)
10225	LISTERIA PALCAM AGAR 140 mm
10231	MUELLER HINTON II AGAR 140 mm
10233	R.P.M.I. AGAR
10235	SABOURAUD CAF AGAR + GENTAMICIN
10235*	SABOURAUD CAF AGAR + GENTAMICIN
10236	CLED AGAR 140 mm

PRODOTTI CE DI LIBERA VENDITA / FREE SALE CE PRODUCTS

Rev. 31.0 del 08.01.2016

10240	SCHAEDLER K AGAR (Sheep Blood 5%) 140mm
10241	SCHAEDLER KKV AGAR(Sheep blood 5%) 140mm
10242	SABOURAUD CAF AGAR 140 mm
10243	SABOURAUD CAF AGAR + GENTAMICIN 140mm
10244	DERMATOPHYTE (D.T.M.) AGAR 140 mm
10245	BRUCELLA BLOOD AGAR w HEMIN AND VITAMIN K1
10246	Chromatic™ MH
10247	Brucella Blood Agar with Hemin and Vitamin K1
10249	Purple Lactose Agar 140 mm
10334	NEOMYCIN BLOOD AGAR (Sheep Blood 5%)
10334*	NEOMYCIN BLOOD AGAR (Sheep Blood 5%)
10335	MUELLER HINTON CHOCOLATE AGAR
10353	BORDET GENGOU AGAR (Sheep Blood 15%)
10353*	BORDET GENGOU AGAR (Sheep Blood 15%)
10405	SCHAEDLER CNA AGAR (Sheep Blood 5%)
10407	VANCOMYCIN SCREEN AGAR
10408	WILKINS CHALGREN AGAR +5% SHEEP BLOOD
10409	CAMPYLOBACTER CCDA AGAR
10410	MUELLER HINTON AGAR w VITALEX
10411	BILE ESCULIN AZIDE AGAR w VANCOMYCIN
10412	Legionella BCYE Agar w/o Cysteine
10413	XLD Agar EP, USP, JP Formulation
10416	MIDDLEBROOK 7H11 AGAR
10424	Legionella BCYE Agar w Vancomycin + Colistin
10425	SCEDOSPORIUM SELECTIVE AGAR
10438	MacConkey Agar No.2
10438*	MacConkey Agar No.2
10439	Group A Selective Strep Agar w/ 5% Sheep Blood
10599	CHROMATIC™ MRSA
10600	OXACILLIN RESISTANCE STAPHYLOCOCCUS AGAR
10601	CHOCOLATE AGAR w/o VITOX
10602	CAMPYLOBACTER SKIRROW AGAR
10605	HELICOBACTER PYLORI EGG YOLK EMULSION AGAR
10620	O.A.LISTERIA
11023	CHOCOLATE BACITRACIN AGAR
11023*	CHOCOLATE BACITRACIN AGAR
11024	COLUMBIA CNA AGAR (Sheep Blood 5%)
11024*	COLUMBIA CNA AGAR (Sheep Blood 5%)
11025	COLUMBIA AGAR (Sheep Blood 5%)
11025*	COLUMBIA AGAR (Sheep Blood 5%)
11027	DESOXYCHOLATE AGAR
11027*	DESOXYCHOLATE AGAR
11030	ANAEROBIC AGAR
11033	PSEUDOMONAS ISOLATION AGAR
11033*	PSEUDOMONAS ISOLATION AGAR
11035	SABOURAUD CAF AGAR
11035*	SABOURAUD CAF AGAR
11035S	SABOURAUD CAF AGAR Irradiated
11037	TRYPTIC SOY AGAR (Sheep Blood 5%)
11037*	TRYPTIC SOY AGAR (Sheep Blood 5%)
11038	TRYPTIC SOY AGAR (Horse Blood 5%)
11038*	TRYPTIC SOY AGAR (Horse Blood 5%)
11040	THAYER MARTIN AGAR
11040*	THAYER MARTIN AGAR
11041	AZIDE AGAR (Sheep Blood 5%)
11041*	AZIDE AGAR (Sheep Blood 5%)
11052	DERMATOPHYTE (D.T.M.) AGAR
11052*	DERMATOPHYTE (D.T.M.) AGAR
11054	GARDNERELLA AGAR (Sheep Blood 5%)
11054*	GARDNERELLA AGAR (Sheep Blood 5%)

11057	ENTEROCOCCO AGAR
11057*	ENTEROCOCCO AGAR
11058	SLANETZ BARTLEY AGAR(m-ENTEROCOCCUS)
11058*	SLANETZ BARTLEY AGAR(m-ENTEROCOCCUS)
11060	CLOSTRIDIUM AGAR (Sheep Blood 5%)
11060*	CLOSTRIDIUM AGAR (Sheep Blood 5%)
11065	SCHAEDLER K AGAR (Sheep Blood 5%)
11065*	SCHAEDLER K AGAR (Sheep Blood 5%)
11070	MYCOSEL AGAR
11070*	MYCOSEL AGAR
11132	MUELLER HINTON FASTIDIOUS AGAR (140mm)
11124	COLUMBIA CNA MOD. AGAR (Sheep blood 5%)
11124*	COLUMBIA CNA MOD. AGAR (Sheep blood 5%)
11135	SABOURAUD AGAR MODIFIED
11135*	SABOURAUD AGAR MODIFIED
11143	HERELLEA AGAR
11143*	HERELLEA AGAR
11185	VOGEL JOHNSON AGAR
11185*	VOGEL JOHNSON AGAR
11195	T.C.B.S. AGAR
11195*	T.C.B.S. AGAR
11196	SPS AGAR
11196*	SPS AGAR
11200	PAR TEST AGAR
11200*	PAR TEST AGAR
11205	MYCOPLASMA AGAR
11206	Mueller Hinton II Agar + 2% NaCl
11231	Mueller Hinton II Agar (Sheep Blood 5%) 140mm
11235	SABOURAUD CAF AGAR + TTC
11235*	SABOURAUD CAF AGAR + TTC
11236	Sabouraud CAF Agar + Actidione
11250	TINSDALE AGAR
11250*	TINSDALE AGAR
11335	SABOURAUD AGAR + GENTAMICIN
11335*	SABOURAUD AGAR + GENTAMICIN
11501	ENTEROCOCCUS AGAR + VANCOMYCIN
11506	BURKHOLDERIA CEPACIA SELECTIVE AGAR
11509	R.P.M.I. AGAR
11510	M.HINTON+GLUCOSE+METHYLEN BLUE
11511	NEISSERIA-MORAXELLA MEDIUM
11512	NUTRIENT AGAR acc.to ISO 21528
11513	NUTRIENT AGAR acc.to ISO 6579
11517	COLUMBIA AGAR(Sheep Blood 5%)+VANCOMYCIN
11518	Mueller Hinton Agar + Cloxacillin
11610	Chromatic™ E.coli O157
11611	CHROMATIC™ DETECTION
11612	CHROMATIC™ CANDIDA
11614	CHROMATIC™ SALMONELLA
11616	CHROMATIC™ STAPH AUREUS
11617	CHROMATIC™ STREPTO B
11618	CHROMATIC™ MH
11619	CHROMATIC™ CRE
11621	CHROMATIC™ VRE
11622	CHROMATIC™ ESBL
11627	Chromatic™ Enterococcus
11629	CHROMATIC™ ESBL + AmpC
11629*	CHROMATIC™ ESBL + AmpC
11631	Chromatic™ OXA-48
11632	Chromatic™ Clostridium difficile
11634	Chromatic™ Detection opaque

PRODOTTI CE DI LIBERA VENDITA / FREE SALE CE PRODUCTS

Rev. 31.0 del 08.01.2016

12031	MUELLER HINTON II AGAR (120X120 mm)
12032	Mueller Hinton II Agar (Sheep Blood 5%) (120 mm x 120 mm)
12033	Mueller Hinton Fastidious Agar (Horse blood 5% + 20 mg/L β-NAD) (120 mm x 120 mm)
13012	CLED/MACCONKEY/TSA BLOOD AGAR
13012*	CLED/MACCONKEY/TSA BLOOD AGAR
13013	BAIRD PARKER/BIGGY/MACCONKEY
13013*	BAIRD PARKER/BIGGY/MACCONKEY
13014	COLUMBIA CNA/CIOCCOLATO/THAYER MARTIN
13014*	COLUMBIA CNA/CIOCCOLATO/THAYER MARTIN
13017	CLED/MACCONKEY MMG/MALTO
13017*	CLED/MACCONKEY MMG/MALTO
13018	BROM CRESOL PURPLE/COLUMBIA CNA/M.CONKEY
13018*	BROM CRESOL PURPLE/COLUMBIA CNA/M.CONKEY
13019	CLED/MACCONKEY/CETRIMIDE
13019*	CLED/MACCONKEY/CETRIMIDE
13020	MAC CONKEY/B.PARKER/TSA BLOOD
13345	GARDNERELLA V./ROGOSA/THAYER MARTIN
13345*	GARDNERELLA V./ROGOSA/THAYER MARTIN
13356	Gard.V. / Chocolate / Thayer Martin
13371	BAIRD PARKER/MACCONKEY/SABOURAUD CAF
13371*	BAIRD PARKER/MACCONKEY/SABOURAUD CAF
13480	MACCONKEY/VOGEL JOHNSON/SABOURAUD
13480*	MACCONKEY/VOGEL JOHNSON/SABOURAUD
13602	SABOURAUD CAF/BAIRD PARKER/BILE ESCULINE
13602*	SABOURAUD CAF/BAIRD PARKER/BILE ESCULINE
13607	CHOC. BAC./COLUMBIA/MAC CONKEY
13607*	CHOC. BAC./COLUMBIA/MAC CONKEY
13614	CLED/MACCONKEY/ENTEROCOCCO
13614*	CLED/MACCONKEY/ENTEROCOCCO
165312	MYCOPLASMA AGAR
18007	CHROMATIC™ STAPH AUREUS/ MRSA
18008	TSA BLOOD/CROMagar ORIENTATION
18008*	TSA BLOOD/CROMagar ORIENTATION
18009	Chromatic™ Salmonella/Hektoen Enteric
18011	CHROMATIC™ DETECTION/ESBL
18012	BRILLIANT GREEN / SS AGAR
18012*	BRILLIANT GREEN / SS AGAR
18015	BIGGY (NICKERSON) / MALT AGAR
18015*	BIGGY (NICKERSON) / MALT AGAR
18017	COLUMBIA CNA BLOOD/CHROMAGAR
18017*	COLUMBIA CNA BLOOD/CHROMAGAR
18018	MAC CONKEY/ SABOURAUD CAF
18020	EMB LEVINE / TSA BLOOD
18020*	EMB LEVINE / TSA BLOOD
18021	Chromatic™ CRE / Chromatic™ ESBL
18021*	Chromatic™ CRE / Chromatic™ ESBL
18022	TSA Blood/Columbia CNA
18327	COLUMBIA CNA / MAC CONKEY
18327*	COLUMBIA CNA / MAC CONKEY
18379	GARDNERELLA V. / THAYER MARTIN
18379*	GARDNERELLA V. / THAYER MARTIN
18380	MAC CONKEY / TSA BLOOD
18380*	MAC CONKEY / TSA BLOOD
18390	BAIRD PARKER / SABOURAUD CAF
18390*	BAIRD PARKER / SABOURAUD CAF
18391	HEKTOEN ENTERIC / YERSINIA
18391*	HEKTOEN ENTERIC / YERSINIA
18422	COLUMBIA CNA / GARDNERELLA
18422*	COLUMBIA CNA / GARDNERELLA

18500	BAIRD PARKER / MAC CONKEY
18500*	BAIRD PARKER / MAC CONKEY
18502	CLED / MAC CONKEY
18502*	CLED / MAC CONKEY
18503	HEKTOEN ENTERIC / SS
18503*	HEKTOEN ENTERIC / SS
18505	MAC CONKEY / S.S.AGAR
18505*	MAC CONKEY / S.S.AGAR
18507	COLUMBIA CNA / CHOCOLATE
18507*	COLUMBIA CNA / CHOCOLATE
18595	D.T.M. / SABOURAUD
18595*	D.T.M. / SABOURAUD
18700	Group A Selective/TSA II + Sheep Blood 5%
18703	CHOCOLATE AGAR /THAYER MARTIN
20075	MAC CONKEY BROTH(7516MC2) 20x5ml
20077	PHYSIOLOGICAL SOLUTION 2.5 ml
20079	PHYSIOLOGICAL SOLUTION 4.5 ML
20081	INOCULUM SOLUTION 5 ML
20089	SUSPENSION BROTH
20090	HELICOBACTER PYLORI TEST
20095	PHYSIOLOGICAL SOLUTION
20098	PEPTONE WATER
20105	Glucose Broth
20121	INOCULUM BROTH 7 ML
20129	TRYPTIC SOY BROTH 15 ml
20136	TRYPTONE WATER
20140	PURPLE LACTOSE BROTH
20156	SUSPENSION MEDIUM 7 ML
20158	MYCOPLASMA TRANSPORT BROTH
20159	TRICHOMONAS BROTH w/o CLORAMPHENICOL
20171	Thioglycollate Medium w Vit.K1 & Hemin
20340	VAGITUBE
21104	TRYPTIC SOY BROTH
21110	SELENITE BROTH
21241	Fluid Thioglycollate Medium
22130	SCHAEDLER BROTH
23001	F.B. FASTIDIOUS BROTH
23002	MUELLER HINTON BROTH w HORSE BLOOD (11ml)
23003	MUELLER HINTON BROTH
24070	MYCOSEL BROTH 20PV
24071	Cooked Meat Medium
24091	HAEMOPHILUS TEST BROTH 20 PV
24098	PEPTONE WATER 20PV
24100	ALKALINE PEPTONE WATER 20PV
24103	NUTRIENT BROTH 20PV
24104	BRAIN HEART INFUSION BROTH 20PV
20105	Glucose Broth
24107	MUELLER HINTON II BROTH 20 PV
24108	MULLER KAUFFMANN BROTH 20PV
24109	SABOURAUD BROTH (Harm.EP) 20PV
24110	SELENITE BROTH 20PV
24111	TODD HEWITT BROTH 20PV
24112	TRYPTOSE BROTH 20PV
24115	TRICHOMONAS BROTH 20PV
24117	Pergola Broth
24119	GN HAJNA BROTH 20PV
24120	BILE AESCULIN BROTH 20PV
24124	Fluid Thioglycollate Medium
24125	SERUM BROTH 20PV
24127	Fluid Thioglycollate Medium + 1% Tween 80

PRODOTTI CE DI LIBERA VENDITA / FREE SALE CE PRODUCTS

Rev. 31.0 del 08.01.2016

24128	TRYPTIC SOY BROTH + TWEEN 80 1% 20PV
24135	SALMONELLA DIFFERENTIAL BROTH 20PV
24136	TRYPTONE WATER 20PV
24137	MALONATE BROTH 20PV
24139	LYSINE DECARBOXYLASE BROTH 20PV
24141	BRAIN HEART INFUSION BROTH 2 ml 20PV
24142	PHYSIOLOGICAL SOLUTION 3ml 20PV
24144	TODD HEWITT w Gentam/Nalidixic acid 20PV
24145	TODD HEWITT B. w Colistin/Nalid.a. 20PV
24146	THIOGLYCOLLATE M w/o INDICATOR acc.USP 20PV
24147	Thioglycollate Bile
24149	MR-VP MEDIUM 20PV
24161	Sabouraud Dextrose Broth + CAF
24241	Fluid Thioglycollate Medium
24342	MOTILITY TEST MEDIUM 20PV
24345	O.F. Medium with Glucose
24400	RAPPAPORT VASSILIADIS SOY (RSV) BROTH 20PV
24403	BIOTONE BROTH 20PV
24404	CAMPYLOBACTER BROTH 20PV
24411	S.F. BROTH 20PV
24412	STREPTOCOCCUS BROTH 20PV
24413	MOSEL AND MARTIN w MANNITOL 20PV
24416	UREA BROTH 20PV
24417	Wilkins Chalgren Broth
24430	SCHAEDLER BROTH 20PV
24432	YERSINIA BROTH 20PV
24433	EUGON BROTH 20PV
24436	MIDDLEBROOK 7H9 BROTH 20PV
24446	PHENOL RED BROTH 20PV
24450	Rappaport Broth w/o Soy
24451	Tetrathionate Broth
24459	CASO BROTH (Double Concentration) CE 20PV
24461	RPMI Broth
24462	RPMI Broth (double strength)
24513	TRYPTIC SOY BROTH (Harm.EP)
24514	TRYPTIC SOY BROTH
24516	UREA BROTH
26105	Glucose Broth
26124	Fluid Thioglycollate Medium 100 x 10 ml
26400	RAPPAPORT VASSILIADIS SOY (RSV) BROTH
26513	Tryptic Soy Broth
27001	GESA MEDIUM
27500	Triptic Soy Broth
27501	Todd Hewitt Broth
27502	Brain Heart Infusion Broth
27503	Nutrient Broth
29000	CHECK-SET BROTH Irradiated 20 Tests
30007	CAMPYLOBACTER SELECTIVE THIOGLYCOLLATE MEDIUM
30008	CLOSTRIDIUM AGAR (Sheep Blood 5%)
30009	HELICOBACTER PYLORI AGAR
30010	STREPTOCOCCAL KF + TTC AGAR
30011	SIMMONS CITRATE AGAR
30013	NITRATI AGAR
30014	MOSEL AGAR
30022	T.C.B.S. AGAR
30023	SABOURAUD CAF AGAR
30024	SABOURAUD CAF + ACTIDIONE AGAR
30030	M.R.S. AGAR
30080	BORDET GENGOU AGAR (Sheep Blood 15%)
30081	CHRISTENSEN UREA AGAR

30082	TRYPTIC SOY AGAR
30083	NUTRIENT AGAR
30084	BRAIN HEART INFUSION AGAR
30085	PHENYLALANINE AGAR
30087	KLIGLER IRON AGAR
30088	KLIGLER IRON AGAR + NaCl 2%
30090	Mueller Hinton II Agar
30091	BIGGY (NICKERSON) AGAR
30093	SABOURAUD AGAR
30095	SIM MEDIUM
30096	T.S.I. AGAR
30097	Tryptose Agar
30098	LYSINE IRON AGAR
30099	Chocolate Agar
30116	LOEFFLER MEDIUM
30117	PERGOLA MEDIUM
30118	Lowenstein Jensen Medium
30119	LOWENSTEIN JENSEN MEDIUM w/o GLYCEROL
30121	Stonebrink Medium
30125	DORSET EGG MEDIUM
30368	MIDDLEBROOK 7H10 AGAR
31065	SPS Agar
31075	Mueller Hinton II Agar
31090	Mueller Hinton II Agar
31097	Tryptose Agar
31099	Chocolate Agar
31121	Stonebrink Medium
33040	THAYER MARTIN AGAR
33055	MYCOSEL AGAR
33060	SERUM TELLURITE AGAR
33066	O.N.P.G. AGAR
33085	BILE AESCULIN AGAR
33086	DERMATHOPHYTE (D.T.M.) AGAR
33118	I.U.T.M. MEDIUM
33120	PETRAGNANI MEDIUM
34070	CAMPYLOBACTER AGAR
34071	CYSTINE TRYPTIC AGAR (CTA)
34075	Mueller Hinton II Agar
34121	LOWENSTEIN JENSEN + RIFAMPICIN 15 µg/mL
34121/1	LOWENSTEIN JENSEN + RIFAMPICIN 5 µg/mL
34121/2	LOWENSTEIN JENSEN + RIFAMPICIN 10 µg/mL
34121/3	LOWENSTEIN JENSEN + RIFAMPICIN 25 µg/mL
34121/4	LOWENSTEIN JENSEN + RIFAMPICIN 50 µg/mL
34121/5	LOWENSTEIN JENSEN + RIFAMPICIN 40 µg/mL
34121/6	LOWENSTEIN JENSEN + RIFAMPICIN 20 µg/mL
34122	LOWENSTEIN JENSEN + RIFAPENTIN 9 µg/mL
34123	LOWENSTEIN JENSEN + ISONIAZID 0.1 µg/mL
34123/1	LOWENSTEIN JENSEN + ISONIAZID 0.2 µg/mL I
34123/2	LOWENSTEIN JENSEN + ISONIAZID 1 µg/mL
34123/3	LOWENSTEIN JENSEN + ISONIAZID 5 µg/mL
34123/4	LOWENSTEIN JENSEN + ISONIAZID 10 µg/mL
34124/1	LOWENSTEIN JENSEN + PYRAZINAMIDE 5 µg/mL
34124/2	LOWENSTEIN JENSEN + PYRAZINAMIDE 15 µg/mL
34124/3	LOWENSTEIN JENSEN + PYRAZINAMIDE 20 µg/mL
34124/4	LOWENSTEIN JENSEN+PYRAZINAMIDE 200 µg/mL
34125/1	LOWENSTEIN JENSEN + STREPTOMYCIN 4 µg/mL
34125/2	LOWENSTEIN JENSEN + STREPTOMYCIN 10 µg/mL
34125/3	LOWENSTEIN JENSEN + STREPTOMYCIN 25 µg/mL
34125/4	LOWENSTEIN JENSEN + STREPTOMYCIN 2 µg/mL
34125/5	LOWENSTEIN JENSEN + STREPTOMYCIN 50 µg/mL

PRODOTTI CE DI LIBERA VENDITA / FREE SALE CE PRODUCTS

Rev. 31.0 del 08.01.2016

34126/1	LOWENSTEIN JENSEN + ETHAMBUTOL 2 µg/mL
34126/2	LOWENSTEIN JENSEN + ETHAMBUTOL 4 µg/mL
34126/3	LOWENSTEIN JENSEN + ETHAMBUTOL 5 µg/mL
34126/4	LOWENSTEIN JENSEN + ETHAMBUTOL 1 µg/mL
34126/5	LOWENSTEIN JENSEN + ETHAMBUTOL 3 µg/mL
34126/6	LOWENSTEIN JENSEN + ETHAMBUTOL 10 µg/mL
34127	LOWENSTEIN JENSEN + AMIKACIN 5 µg/mL
34127/1	LOWENSTEIN JENSEN + AMIKACIN 40 µg/mL
34128/1	LOWENSTEIN JENSEN + OFLOXACIN 5 µg/mL
34128/2	LOWENSTEIN JENSEN + OFLOXACIN 10 µg/mL
34128/3	LOWENSTEIN JENSEN + OFLOXACIN 25 µg/mL
34128/4	LOWENSTEIN JENSEN + OFLOXACIN 2 µg/mL
34128/5	LOWENSTEIN JENSEN + OFLOXACIN 20 µg/mL
34129/1	LOWENSTEIN JENSEN + PAS 1 µg/mL
34129/2	LOWENSTEIN JENSEN + PAS 10 µg/mL
34129/3	LOWENSTEIN JENSEN + PAS 0.5 µg/mL
34129/4	LOWENSTEIN JENSEN + PAS 0.1 µg/mL
34129/5	LOWENSTEIN JENSEN + PAS 5 µg/mL
34130/1	LOWENSTEIN JENSEN + RIFABUTIN 10 µg/mL
34130/2	LOWENSTEIN JENSEN + RIFABUTIN 30 µg/mL
34130/3	LOWENSTEIN JENSEN + RIFABUTIN 50 µg/mL
34131/1	LOWENSTEIN JENSEN+CLARITHROMICIN 4 µg/mL
34131/2	LOWENSTEIN JENSEN+CLARITHROMYCIN 32 µg/mL
34132/1	LOWENSTEIN JENSEN + ETHIONAMIDE 10 µg/mL
34132/2	LOWENSTEIN JENSEN + ETHIONAMIDE 20 µg/mL
34132/3	LOWENSTEIN JENSEN + ETHIONAMIDE 30 µg/mL
34132/4	LOWENSTEIN JENSEN + ETHIONAMIDE 40 µg/mL
34135/1	LOWENSTEIN JENSEN + NICOTINAMIDE 10 µg/mL
34135/2	LOWENSTEIN JENSEN + NICOTINAMIDE 20 µg/mL
34135/3	LOWENSTEIN JENSEN + NICOTINAMIDE 30 µg/mL
34136	LOWENSTEIN JENSEN + PEFLOXACIN 2 µg/mL
34137/1	LOWENSTEIN JENSEN + CYCLOSERINE 30 µg/mL
34137/2	LOWENSTEIN JENSEN + CYCLOSERINE 10 µg/mL
34137/3	LOWENSTEIN JENSEN + CYCLOSERINE 20 µg/mL
34137/4	LOWENSTEIN JENSEN + CYCLOSERINE 40 µg/mL
34137/5	LOWENSTEIN JENSEN + CYCLOSERINE 50 µg/mL
34138/1	LOWENSTEIN JENSEN + CAPREOMYCIN 10 µg/mL
34138/2	LOWENSTEIN JENSEN + CAPREOMYCIN 40 µg/mL
34138/3	LOWENSTEIN JENSEN + CAPREOMYCIN 20 µg/mL
34138/4	LOWENSTEIN JENSEN + CAPREOMYCIN 30 µg/mL
34139/1	LOWENSTEIN JENSEN + CLOFAZIMINE 5 µg/mL
34139/2	LOWENSTEIN JENSEN + CLOFAZIMINE 10 µg/mL
34143/1	LOWENSTEIN JENSEN + KANAMYCIN 10 µg/mL
34143/2	LOWENSTEIN JENSEN + KANAMYCIN 20 µg/mL
34143/3	LOWENSTEIN JENSEN + KANAMYCIN 30 µg/mL
34144	LOWENSTEIN JENSEN + PYRUVATE 0.2%
34145	LOW .JENSEN + PACT
34146/1	Lowenstein Jensen + Levofloxacin 2 µg/ml
35000	LOWENSTEIN JENSEN MEDIUM
35001	LOWENSTEIN JENSEN + ISONIAZID 0.20 µg/mL
35002	LOWENSTEIN JENSEN + ISONIAZID 1 µg/ml
35010	LOWENSTEIN JENSEN + RIFAMPICIN 40 µg/mL
35011	LOWENSTEIN JENSEN + RIFAMPICIN 20 µg/mL
35020	LOWENSTEIN JENSEN + STREPTOMYCIN 4 µg/mL
35021	LOWENSTEIN JENSEN + STREPTOMYCIN 10µg/ml
35030	LOWENSTEIN JENSEN + ETHAMBUTOL 2 µg/mL
35040	LOWENSTEIN JENSEN + ETHIONAMIDE 20 µg/mL
35041	LOWENSTEIN JENSEN + ETHIONAMIDE 30µg/ml
35050	LOWENSTEIN JENSEN + PYRAZINAMIDE 1 µg/mL
35060	LOWENSTEIN JENSEN + KANAMYCIN 20 µg/mL

35061	LOWENSTEIN JENSEN + KANAMYCIN 30µg/ml
35070	LOWENSTEIN JENSEN + PAS 1 µg/mL
35071	LOWENSTEIN JENSEN + PAS 0.5 µg/mL
35080	LOWENSTEIN JENSEN + OFLOXACIN 2 µg/ml
35081	LOWENSTEIN JENSEN + OFLOXACIN 10 µg/ml
35082	LOWENSTEIN JENSEN + OFLOXACIN 40 µg/ml
35090	LOWENSTEIN JENSEN + CAPREOMYCIN 30 µg/ml
35091	LOWENSTEIN JENSEN + CAPREOMYCIN 20 µg/ml
35147	LOWENSTEIN JENSEN + PNB 500 µg/ml
35148	LOWENSTEIN JENSEN + TCH 2 µg/ml
36001/1	IUTM + STREPTOMYCIN 2 µg/mL
36001/2	IUTM + STREPTOMYCIN 4 µg/mL
36001/3	IUTM + STREPTOMYCIN 10 µg/mL
36001/4	IUTM + STREPTOMYCIN 25 µg/mL
36001/5	IUTM + STREPTOMYCIN 50 µg/mL
36002/1	IUTM + ISONIAZID 0.1 µg/mL
36002/2	IUTM + ISONIAZID 0.2 µg/mL
36002/3	IUTM + ISONIAZID 1 µg/mL
36002/4	IUTM + ISONIAZID 5 µg/mL
36002/5	IUTM + ISONIAZID 10 µg/mL
36003/1	IUTM + ETHAMBUTOL 1 µg/mL
36003/2	IUTM + ETHAMBUTOL 2 µg/mL
36003/3	IUTM + ETHAMBUTOL 3 µg/mL
36003/4	IUTM + ETHAMBUTOL 5 µg/mL
36003/5	IUTM + ETHAMBUTOL 10 µg/mL
36004/1	IUTM + RIFAMPICIN 5 µg/mL
36004/2	IUTM + RIFAMPICIN 10 µg/mL I
36004/3	IUTM + RIFAMPICIN 20 µg/mL
36004/4	IUTM + RIFAMPICIN 40 µg/mL
36004/5	IUTM + RIFAMPICIN 50 µg/mL
36005/1	IUTM + RIFABUTIN 10 µg/mL
36005/2	IUTM + RIFABUTIN 20 µg/mL
36005/3	IUTM + RIFABUTIN 30 µg/mL
36005/4	IUTM + RIFABUTIN 40 µg/mL
36005/5	IUTM + RIFABUTIN 50 µg/mL
36006/1	IUTM + CYCLOSERINE 10 µg/mL
36006/2	IUTM + CYCLOSERINE 20 µg/mL
36006/3	IUTM + CYCLOSERINE 30 µg/mL
36006/4	IUTM + CYCLOSERINE 40 µg/mL
36006/5	IUTM + CYCLOSERINE 50 µg/mL
36007/1	IUTM + OFLOXACIN 1.25 µg/mL
36007/2	IUTM + OFLOXACIN 2.5 µg/mL
36007/3	IUTM + OFLOXACIN 10 µg/mL
36007/4	IUTM + OFLOXACIN 25 µg/mL
36007/5	IUTM + OFLOXACIN 50 µg/mL
36008/1	IUTM + PAS 0.1 µg/mL
36008/2	IUTM + PAS 0.5 µg/mL
36008/3	IUTM + PAS 1 µg/mL
36008/4	IUTM + PAS 5 µg/mL
36008/5	IUTM + PAS 10 µg/mL
36009/1	IUTM + PYRAZINAMIDE 10 µg/mL
36009/2	IUTM + PYRAZINAMIDE 30 µg/mL
36009/3	IUTM + PYRAZINAMIDE 50 µg/mL
36009/4	IUTM + PYRAZINAMIDE 70 µg/mL
36009/5	IUTM + PYRAZINAMIDE 90 µg/mL
37000	MIDDLEBROOK 7H11
37001	MIDDLEBROOK 7H11 + AMIKACIN 2 µg/mL
37002	MIDDLEBROOK 7H11 + AMIKACIN 4 µg/mL
37006	MIDDLEBROOK 7H11 + ETHAMBUTOL 7.5 µg/mL
37011	MIDDLEBROOK 7H11 + ETHIONAMIDE 10 µg/mL

PRODOTTI CE DI LIBERA VENDITA / FREE SALE CE PRODUCTS

Rev. 31.0 del 08.01.2016

37016	MIDDLEBROOK 7H11 + ISONIAZIDE 0.2 µg/mL
37017	MIDDLEBROOK 7H11 + ISONIAZIDE 1 µg/mL
37021	MIDDLEBROOK 7H11 + KANAMYCIN 6 µg/mL
37026	MIDDLEBROOK 7H11 + PAS 8 µg/mL
37031	MIDDLEBROOK 7H11 + PYRAZINAMIDE 25 µg/mL
37036	MIDDLEBROOK 7H11 + RIFABUTIN 1 µg/mL
37037	MIDDLEBROOK 7H11 + RIFABUTIN 0.5 µg/mL
37041	MIDDLEBROOK 7H11 + RIFAMPICIN 1 µg/mL
37046	MIDDLEBROOK 7H11 + STREPTOMYCIN 2 µg/mL
37051	MIDDLEBROOK 7H11 + OFLOXACIN 2 µg/mL
37056	MIDDLEBROOK 7H11 + CYCLOSERINE 30 µg/mL
400020	Fluid Thioglycollate Medium 6 x 100 ml
400120	Fluid Thioglycollate Medium 6 x 300 ml
400220	Fluid Thioglycollate Medium 6 x 1000 ml
401890	BUFFER SOLUTION pH 7 6X100 ml
401930	SPS Agar 6X150 ml
401980	TRYPTONE WATER 6X100 ml
401990	ALKALINE PEPTONE WATER 6X100 ml
402000	NUTRIENT BROTH 6X100 ml
402020	MUELLER HINTON II BROTH 6X100 ml
402030	MULLER KAUFFMANN BROTH 6X100 ml
402040	SABOURAUD BROTH 6X100 ml
402050	Selenite Broth 6X100 ml
402060	SALMONELLA DIFF.BROTH 6X90 ml
402070	TRYPTOSE BROTH 6X100 ml
402120	MRS AGAR 6X100 ml
402130	PEPTONE WATER 6X100 ml
402140	BLOOD AGAR BASE 6X100 ml
402170	AZIDE BLOOD AGAR BASE 6X100 ml
402180	CLED AGAR 6X100 ml
402190	NUTRIENT AGAR 6X100 ml
402200	DERMATHOPHYTE (D.T.M.) AGAR 6X100 ml
402210	COLUMBIA CNA AGAR BASE 6X100 ml
402220	DRIGALSKI LACTOSE AGAR 6X100 ml
402230	HEKTOEN ENTERIC AGAR 6X100 ml
402240	MAC CONKEY AGAR 6X100 ml
402250	MUELLER HINTON II AGAR 6X100 ml
402270	PSEUDOMONAS CETRIMIDE AGAR 6X100 ml
402280	SABOURAUD AGAR 6X100 ml
402290	MANNITOL SALT AGAR 6X100 ml
402300	S.S. AGAR 6X100 ml
402320	TRYPTOSE AGAR 6X100 ml
402330	BRILLIANT GREEN AGAR 6X100 ml
402340	DESOXYCHOLATE AGAR 6X100 ml
402350	E.M.B. LEVINE AGAR 6X100 ml
402360	SALMONELLA RAPID TEST 6X100 ml
402370	SABOURAUD CAF AGAR 6X100 ml
402380	BRAIN HEART INFUSION AGAR 6X100 ml
402430	PEPTONE DILUTIONS 6X100 ml
402450	MAC CONKEY SORBITOL AGAR 6X100 ml
402500	Fluid Thioglycollate Medium + 1% Tween 80
402570	X.L.D. AGAR 6X100 ml
403030	BIOTONE BROTH 6X100 ml
403050	S.I.M. MEDIUM 6X100 ml
403060	UREA INDOLE BROTH 6X100 ml
412010	BRAIN HEART INFUSION BROTH 6X200 ml
412030	SIMMONS CITRATE AGAR 6X200 ml
412040	LYSINE IRON AGAR 6X200 ml
412050	Selenite Broth 6X200 ml
412060	TODD HEWITT BROTH 6X200 ml

412080	TRICHOMONAS BROTH 6X200 ml
412100	CHRISTENSEN UREA AGAR 5X200 ml
412110	TRYPTIC SOY BROTH + TWEEN80 1% 6x200ml
412130	PSEUDOMONAS AGAR BASE 6x200ml
412150	AZIDE BLOOD AGAR BASE 6X200 ml
412170	PHENILALANINE AGAR 6X200 ml
412180	CLED AGAR 6X200 ml
412190	NUTRIENT AGAR 6X200 ml
412210	COLUMBIA CNA AGAR BASE 6X200 ml
412230	HEKTOEN ENTERIC AGAR 6X200 ml
412240	MAC CONKEY AGAR 6X200 ml
412250	MUELLER HINTON II AGAR 6X200 ml
412270	PSEUDOMONAS CETRIMIDE AGAR 6X200 ml
412280	SABOURAUD AGAR 6X200 ml
412290	MANNITOL SALT AGAR 6X200 ml
412300	S.S. AGAR 6X200 ml
412370	SABOURAUD CAF AGAR 6X200 ml
413010	ISOSENSITEST AGAR 6X200 ml
413030	CAMPYLOBACTER AGAR 6X200 ml
413040	CLOSTRIDIUM AGAR BASE 6X200 ml
413080	NUTRIENT AGAR acc. to ISO 6579
414010	PEPTONE WATER pH 8.4 + NaCl 1% 6X225 ml
432050	SELENITE BROTH (DOUBLE CONCENT.) 6X200ml
432080	TRYPTIC SOY BROTH 6X225 ml
432250	D-Nase TEST AGAR 6X200 ml
432290	TRYPTIC SOY AGAR 6X200 ml
442080	TRYPTIC SOY BROTH 6X200 ml
442220	Chocolate Agar 6x 100 ml
442280	SABOURAUD MODIFIED AGAR 6X100 ml
442290	TRYPTIC SOY AGAR 6X100 ml
442300	WURTZ LACTOSE AGAR 6X100 ml
442320	BILE AESCULIN AGAR 6X100 ml
442350	BIGGY (NICKERSON) AGAR 6X100 ml
442490	SPS AGAR 6X100 ml
452060	Fluid Thioglycollate Medium 6 x 100 ml
452080	TRYPTIC SOY BROTH 6X100 ml
452210	COLUMBIA AGAR BASE 6X200 ml
452500	Fluid Thioglycollate Medium + 1% Tween 80 25 x 100 ml
453060	Fluid Thioglycollate Medium 25 x 100 ml
463100	Fluid Thioglycollate Medium 6 x 900 ml
463130	Selenite Broth 6X1000 ml
470010	TRYPTIC SOY AGAR 6X500 ml
470020	Selenite Broth 6X500 ml
470030	DESOXYCHOLATE AGAR 6X500 ml
470040	SABOURAUD AGAR 6X500 ml
470050	NUTRIENT BROTH 6X500 ml
470060	NUTRIENT AGAR 6X500 ml
470070	Mueller Hinton II Agar 6X500 ml
470080	MANNITOL SALT AGAR 6X500 ml
470090	MAC CONKEY AGAR 6X500 ml
470100	COLUMBIA AGAR BASE 6X500 ml
470110	CLED AGAR 6X500 ml
470120	Chocolate Agar 6 x 500 ml
470130	BLOOD AGAR BASE 6X500 ml
470140	BILE AESCULIN AGAR 6X500 ml
470150	TRICHOMONAS BROTH 6X500 ml
470160	DESOXYCHOLATE CITRATE AGAR 6X500 ml
470210	ALKALINE PEPTONE WATER 6X500 ml
470220	CZAPEK DOX AGAR 6X500 ml
470280	DRIGALSKI LACTOSE AGAR 6X500 ml

PRODOTTI CE DI LIBERA VENDITA / FREE SALE CE PRODUCTS

Rev. 31.0 del 08.01.2016

470290	CARY BLAIR TRANSPORT MEDIUM 6X500 ml
470300	Fluid Thioglycollate Medium 6 x 500 ml
470320	PEPTONE WATER 6X500 ml
470370	TRYPTIC SOY BROTH 6 x 500 ml
471070	SABOURAUD BROTH 6X500 ml
471120	PHYSIOLOGICAL SOLUTION 6X240 ml
473000	PHYSIOLOGICAL SOLUTION 6X500 ml
481110	CHROMATIC™ CANDIDA 6X100 ml
481130	CHROMATIC™ DETECTION 6X100 ml
481140	CHROMATIC™ SALMONELLA 6X100 ml
481160	CHROMATIC™ STAPH AUREUS 6X100 ml
481180	CHROMATIC™ STREP B 6X100ml
482190	Chromatic™ E.coli O157 6 x 200 ml
490010	HEMO-AEROBIC culturing 6X80 ml
490020	HEMO-ANAEROBIC culturing 6X80 ml
490030	HEMO-AEROBIC culturing-Pediatric 6X40 ml
490040	HEMO-ANAEROBIC culturing-Pediatric 6X40ml
490050	HEMO-AEROBIC culturing NEONATAL 6x9 ml
490060	HEMO-ANAEROBIC culturing NEONATAL 6x9 ml
493000	Fluid Thioglycollate Medium 6 x 100 ml
495010	TRYPTIC SOY BROTH 6x100 ml
495020	Fluid Thioglycollate Medium 6 x 100 ml
500142	URITEST PENTA
500152	URITEST
500182	URITEST M
500702	URITEST EF
50020	VAGITEST
50021	DERMATEST
500232	URITEST N
500302	URITEST 2
500402	URITEST MALTO
500412	URITEST EC
51014	URITEST PENTA
51015	URITEST
51018	URITEST M
51020	VAGITEST 120 slide
51021	DERMATEST
51023	URITEST N
51024	URITEST C
51030	URITEST 2
51040	URITEST MALTO
51041	URITEST EC
51070	URITEST EF
51118	URITEST M
51123	URITEST N 500 slide
51130	URITEST 2 500 slide
51140	URITEST MALTO
51170	CLED/MAC CONKEY/ BILE AESCULIN
52115	CLED/MAC CONKEY/SLANETZ 120 slide
52119	URITEST SF 500 slide
610001	BILE AESCULIN AZIDE AGAR
610002	DEXTROSE AGAR
610005	BLOOD AGAR BASE
610006	BORDET GENGOU AGAR BASE
610007	BRAIN HEART INFUSION AGAR
610008	BRAIN HEART INFUSION BROTH
6100085	BRAIN HEART INFUSION BROTH
610009	BRILLIANT GREEN AGAR
610012	CLED AGAR
6100125	CLED AGAR

610013	COLUMBIA AGAR BASE
6100135	COLUMBIA AGAR BASE
610014	DESOXYCHOLATE AGAR
6100145	DESOXYCHOLATE AGAR
610015	DESOXYCHOLATE CITRATE AGAR
610016	DRIGALSKI LACTOSE AGAR
610019	E.M.B. LEVINE AGAR
610021	HEKTOEN ENTERIC AGAR
6100215	HEKTOEN ENTERIC AGAR
610022	G.C. MEDIUM
610023	KLIGLER IRON AGAR
610024	M.R.S. AGAR (ISO/FDIS 15214)
610025	M.R.S. BROTH (ISO/FDIS 15214)
610026	LOWENSTEIN JENSEN MEDIUM
6100265	LOWENSTEIN JENSEN MEDIUM
610027	LYSINE IRON AGAR
610028	MAC CONKEY AGAR
6100285	MAC CONKEY AGAR
610029	MANNITOL SALT AGAR
6100295	MANNITOL SALT AGAR
610032	MR-VP BROTH
610033	MUELLER HINTON AGAR
6100335	MUELLER HINTON AGAR
610034	MUELLER HINTON BROTH
610035	MULLER KAUFFMANN BROTH
610036	NUTRIENT AGAR
610037	NUTRIENT BROTH
6100375	NUTRIENT BROTH
610038	PEPTONE WATER
610039	PHENYLALANINE AGAR
610041	PSEUDOMONAS CETRIMIDE AGAR (ISO 8360-1)
6100415	PSEUDOMONAS CETRIMIDE AGAR
610042	SS AGAR (MODIFIED)
6100425	SS AGAR (MODIFIED)
610043	SCHAEDLER AGAR BASE
610044	PURPLE LACTOSE AGAR
610046	SIMMONS CITRATE AGAR
610047	MONSUR AGAR
610048	AEROMONAS AGAR BASE
610049	LEGIONELLA BCYE AGAR BASE (ISO 11731)
610050	Fluid Thioglycollate Medium
6100505	Fluid Thioglycollate Medium
610051	TODD HEWITT BROTH
6100515	TODD HEWITT BROTH
610052	TRYPTIC SOY AGAR
6100525	TRYPTIC SOY AGAR (Harm.EP) 5 KG
610053	TRYPTIC SOY BROTH
6100535	TRYPTIC SOY BROTH
610055	T.S.I. AGAR USP
610056	CLOSTRIDIUM BROTH
6100565	CLOSTRIDIUM BROTH
610057	MAC CONKEY AGAR No.2
6100575	MAC CONKEY AGAR No.2 5 KG
610060	X.L.D. AGAR (ISO 6579)
6100605	X.L.D. AGAR
610061	TRICHOMONAS BROTH
610065	GSB AGAR BASE (ISLAM)
610070	YEAST GLUCOSE CHLORAMPHENICOL AGAR
6100705	YEAST GLUCOSE CHLORAMPHENICOL AGAR 5 Kg
610071	PSEUDOMONAS AGAR BASE

PRODOTTI CE DI LIBERA VENDITA / FREE SALE CE PRODUCTS

Rev. 31.0 del 08.01.2016

610072	CZAPEK DOX BROTH
610074	TRYPTONE SULFITE NEOMYCIN AGAR
610075	PHENYLALANINE MALONATE BROTH
610079	BRUCELLA AGAR BASE
610080	WORT BROTH W/O NaCl
610092	XLT 4 AGAR
610095	CZAPEK DOX AGAR
610096	REINFORCED CLOSTRIDIAL AGAR
610097	STAPHYLOCOCCUS BROTH
610098	ALKALINE PEPTONE WATER
610101	MALT AGAR
610103	SABOURAUD AGAR
6101035	SABOURAUD AGAR
610104	SABOURAUD BROTH
610107	UREA AGAR BASE (ISO 6785)
610108	MAC CONKEY SORBITOL AGAR
610109	P.P.L.O. BROTH
610110	MUELLER HINTON AGAR MODIFIED
610111	YERSINIA SELECTIVE AGAR BASE
610112	CLED ANDRADE AGAR
610113	COLUMBIA CNA AGAR BASE
610114	BACILLUS CEREUS AGAR BASE (MOSSEL) ISO 7932
610115	CLOSTRIDIUM DIFFICILE AGAR BASE
610117	TRYPTONE YEAST AGAR
610118	ANDRADE LACTOSE PEPTONE WATER
610123	CORN MEAL AGAR
610125	LEGIONELLA CYE AGAR BASE
610128	MAC CONKEY AGAR w/o BILE SALT
610130	CAMPYLOBACTER BLOOD FREE MEDIUM BASE
610131	CAMPYLOBACTER ENRICHMENT BROTH BASE
610132	MOTILITY TEST AGAR
610134	SLANETZ BARTLEY AGAR BASE ISO 7899-2
610135	BIGGY (NICKERSON) AGAR
610136	BACILLUS CEREUS AGAR BASE (PEMBA)
610137	SCHAEDLER BROTH
610140	E.M.B. AGAR w LACTOSE + SUCROSE
610143	LIVER BROTH
610144	MRS BROTH w/o GLUCOSE
610145	SELENITE BROTH
6101455	SELENITE BROTH
610146	SABOURAUD MALTOSE AGAR
610147	SLANETZ AND BARTLEY AGAR + TTC
6101475	SLANETZ AND BARTLEY AGAR + TTC
610148	SPS AGAR
610151	BILE AESCULIN BROTH
610152	AMIES TRANSPORT MEDIUM + CHARC.
6101525	AMIES TRANSPORT MEDIUM + CHARC.
610153	AZIDE BLOOD AGAR BASE
610155	AZIDE VIOLET BLOOD AGAR BASE
610157	BIOTONE AGAR
610158	BIOTONE BROTH
610159	CPLM SELECTIVE WITH CAF
610160	DERMATOPHYTE (D.T.M.) AGAR
610161	DEXTROSE BROTH
610163	G.N. HAJNA BROTH
610164	HERELLEA AGAR
6101645	HERELLEA AGAR
610165	KOSER CITRATE MEDIUM
610168	LISTERIA PALCAM AGAR
610169	I.U.T.M. MEDIUM

610170	MAC CONKEY MMG AGAR
6101705	MAC CONKEY MMG AGAR
610172	MALONATE BROTH
610174	PHENOL RED BROTH BASE
610175	RAPPAPORT VASSILIADIS BROTH (ISO 6785-6579)
610176	ROGOSA AGAR
610177	ROGOSA BROTH
610179	SABOURAUD CAF AGAR + ACTIDIONE
610180	S.F. BROTH
610181	S.I.M. MEDIUM
610182	STUART TRANSPORT MEDIUM
610183	TETRATHIONATE BROTH BASE
610185	TRYPTIC (CTA) MEDIUM
610186	VOGEL JOHNSON AGAR
610188	BLOOD AGAR BASE N. 2
610191	AMIES TRANSPORT MEDIUM (w/o CHARCOAL)
6101915	AMIES TRANSPORT MEDIUM (w/o CHARCOAL)
610193	TRYPTOSE AGAR
610195	MAC CONKEY AGAR w/o CRYSTAL VIOLET
610196	TRYPTIC BILE AGAR
610197	TRYPTOFAN BROTH
610200	CAMPYLOBACTER KARMALI AGAR BASE
610203	SABOURAUD CAF AGAR
6102035	SABOURAUD CAF AGAR 5 KG
610205	DNase TEST AGAR
610206	TRYPTONE WATER (ISO/DIS 3811)
610207	CLOSTRIDIUM PERFRINGENS AGAR BASE
610210	BILE AESCULIN AGAR
610211	KLIGLER IRON AGAR MOD.
610214	MIDDLEBROOK 7H9 BROTH BASE
610217	NUTRIENT BROTH N.2
610218	Mueller Hinton II Broth
610221	ANTIBIOTIC TEST MEDIUM
610222	CLOSTRIDIUM BROTH w/o AGAR
6102225	CLOSTRIDIUM BROTH w/o AGAR
610223	MAC CONKEY AGAR w/o Salt
610227	PHENOL RED AGAR BASE
610229	ANTIBIOTIC MEDIUM E
610230	OXIDATIVE/FERMENTATIVE MEDIUM
610233	TRYPTOSE BROTH
610235	MANNITOL MOTILITY TEST MEDIUM
610236	MOTILITY INDOLE UREA AGAR (M.I.U.)
610241	TRYPTONE SOYA YEAST EXTRACT BROTH
610245	LB AGAR
610301	BISMUTH SULPHITE AGAR
610303	Lysine Decarboxylase Broth
610304	OF BASAL MEDIUM
610305	ORNITHINE DECARBOXYLASE BROTH
610306	ARGININE DECARBOXYLASE BROTH
610308	PHENOL RED AGAR BASE
610309	PSEUDOMONAS AGAR F
610310	PSEUDOMONAS AGAR P
610311	UREA BROTH
610315	ANTIBIOTIC AGAR N.11
610319	PFIZER SELECTIVE ENTEROCOCCUS AGAR
610322	NITRATE BROTH
610331	DIAGNOSTIC SENSITIVITY TEST AGAR (D.S.T.)
610339	T.S.I. AGAR acc.EP
610341	EMGON BROTH
610343	MANNITOL SALT BROTH

PRODOTTI CE DI LIBERA VENDITA / FREE SALE CE PRODUCTS

Rev. 31.0 del 08.01.2016

610363	Yeast Extract Sodium Lactate medium
610364	Tryptose Phosphate Broth
6103645	Tryptose Phosphate Broth
610372	Cooked Meat Medium
610492	POLYPEPTONE
610495	BRAIN HEART INFUSION
6104955	BRAIN HEART INFUSION
610496	ACID HYDROLISATE OF CASEIN
610497	BEEF EXTRACT
6104975	BEEF EXTRACT
610498	LACTOSE
6104985	LACTOSE
610506	CYSTINE HEART AGAR
610611	CHROMATIC™ SALMONELLA
610612	CHROMATIC™ DETECTION
6106125	CHROMATIC™ DETECTION
610613	CHROMATIC™ CANDIDA
610614	Chromatic™ E.coli O157
610615	CHROMATIC™ MRSA
610616	CHROMATIC™ STAPH AUREUS
610617	CHROMATIC™ STREP B
610625	SABOURAUD CAF (50 mg/L) AGAR
610627	MUELLER HINTON II AGAR
6106275	MUELLER HINTON II AGAR
610629	CHROMATIC™ ESBL
611000	SODIUM CHLORIDE
611001	AGAR
6110015	AGAR
611002	GELATIN BACTERIOLOGICAL
6110025	GELATIN BACTERIOLOGICAL
611003	SODIUM SELENITE
6110035	SODIUM SELENITE
611004	TRYPTONE
6110045	TRYPTONE
611005	YEAST EXTRACT
6110055	YEAST EXTRACT
611006	MALT EXTRACT
6110065	MALT EXTRACT
611007	CAMPYLOBACTER AGAR BASE
611008	TRYPTOSE
6110085	TRYPTOSE
611009	GLUCOSIO
611010	T.C.B.S. AGAR
611015	SIERRA LIPOLYTIC AGAR
611016	YEAST EXTRACT AGAR (ISO 6222)
611021	HEART INFUSION BROTH
6110215	HEART INFUSION BROTH
611022	MIDDLEBROOK 7H10 AGAR BASE
611203	SABOURAUD CAF (1g/l) AGAR
611210	WURTZ LACTOSE AGAR
611265	ISOSENSITEST AGAR
611366	STAPHYLOCOCCUS 110 AGAR
611367	BILE BACTERIOLOGICAL
611401	IRON SULPHITE AGAR
611402	CARY BLAIR TRANSPORT MEDIUM
611502	CASEIN PEPTONE
611601	GLUCOSE
6116015	GLUCOSE
611618	CHROMATIC™ MH
611619	CHROMATIC™ CRE AGAR BASE

611701	PEPTONE BACTERIOLOGICAL
6117015	PEPTONE BACTERIOLOGICAL
611801	SUCROSE
6118015	SUCROSE
611901	BILE SALT N.3
6119015	BILE SALT N.3
612001	LIVER EXTRACT
6120015	LIVER EXTRACT
612101	PEPTONE MYCOLOGICAL
6121015	PEPTONE MYCOLOGICAL
612201	PROTEOSE PEPTONE
6122015	PROTEOSE PEPTONE
612202	STREPTOCOCCUS SELECTIVE AGAR
612203	STREPTOCOCCUS BROTH
612501	SOY PEPTONE
6125015	SOY PEPTONE
620001	BILE AESCULIN AZIDE AGAR
620002	DEXTROSE AGAR
620005	BLOOD AGAR BASE
620006	BORDET GENGOU AGAR BASE
620007	BRAIN HEART INFUSION AGAR
620008	BRAIN HEART INFUSION BROTH
620009	BRIILLIANT GREEN AGAR
620012	CLED AGAR
620013	COLUMBIA AGAR BASE
620014	DESOXYCHOLATE AGAR
620015	DESOXYCHOLATE CITRATE AGAR
620016	DRIGALSKY LACTOSE AGAR
620019	E.M.B. LEVINE AGAR
620021	HEKTOEN ENTERIC AGAR
620022	G.C. MEDIUM
620023	KLIGLER IRON AGAR
620024	M.R.S. AGAR (ISO/FDIS 15214)
620025	M.R.S. BROTH (ISO/FDIS 15214)
620026	LOWENSTEIN JENSEN MEDIUM
620027	LYSINE IRON AGAR
620028	MAC CONKEY AGAR
620029	MANNITOL SALT AGAR
620032	MR-VP BROTH
620033	MUELLER HINTON AGAR
620034	MUELLER HINTON BROTH
620035	MULLER KAUFFMANN BROTH
620036	NUTRIENT AGAR
620037	NUTRIENT BROTH
620038	PEPTONE WATER
620039	PHENYLALANINE AGAR
620041	PSEUDOMONAS CETRIMIDE AGAR (ISO 8360-1)
620042	SS AGAR (MODIFIED)
620043	SCHAEDLER AGAR BASE
620044	PURPLE LACTOSE AGAR
620046	SIMMONS CITRATE AGAR
620047	MONSUR AGAR
620048	AEROMONAS AGAR BASE
620049	LEGIONELLA BCYE AGAR BASE (ISO 11731)
620050	Fluid Thioglycollate Medium
620051	TODD HEWITT BROTH
620052	TRYPTIC SOY AGAR
620053	TRYPTIC SOY BROTH
620055	T.S.I. AGAR USP
620056	CLOSTRIDIUM BROTH

PRODOTTI CE DI LIBERA VENDITA / FREE SALE CE PRODUCTS

Rev. 31.0 del 08.01.2016

620057	MAC CONKEY AGAR No.2
620060	X.L.D. AGAR (ISO 6579)
620061	TRICHOMONAS BROTH
620065	GSB AGAR BASE (ISLAM)
620070	YEAST GLUCOSE CHLORAMPHENICOL AGAR
620071	PSEUDOMONAS AGAR BASE
620072	CZAPEK DOX BROTH
620074	TRYPTONE SULFITE NEOMYCIN AGAR
620075	PHENYLALANINE MALONATE BROTH
620079	BRUCELLA AGAR BASE
620092	XLT 4 AGAR
620095	CZAPEK DOX AGAR
620096	REINFORCED CLOSTRIDIAL AGAR
620097	STAPHYLOCOCCUS BROTH
620098	ALKALINE PEPTONE WATER
620101	MALT AGAR
620103	SABOURAUD AGAR
620104	SABOURAUD BROTH
620107	UREA AGAR BASE (ISO 6785)
620108	MAC CONKEY SORBITOL AGAR
620109	P.P.L.O. BROTH
620110	MUELLER HINTON AGAR MODIFIED
620111	YERSINIA SELECTIVE AGAR BASE
620112	CLED ANDRADE AGAR
620113	COLUMBIA CNA AGAR BASE
620114	BACILLUS CEREUS AGAR BASE (MOSSEL) ISO 7932
620115	CLOSTRIDIUM DIFFICILE AGAR BASE
620117	TRYPTONE YEAST AGAR
620118	ANDRADE LACTOSE PEPTONE WATER
620122	MIDDLEBROOK 7H10 AGAR BASE
620123	CORN MEAL AGAR
620125	LEGIONELLA CYE AGAR BASE
620130	CAMPYLOBACTER BLOOD FREE MEDIUM BASE
620131	CAMPYLOBACTER ENRICHMENT BROTH BASE
620132	MOTILITY TEST AGAR
620134	SLANETZ BARTLEY AGAR BASE ISO 7899-2
620135	BIGGY (NICKERSON) AGAR
620136	BACILLUS CEREUS AGAR BASE (PEMBA)
620137	SCHAEDLER BROTH
620140	E.M.B. AGAR w LACTOSE + SUCROSE
620143	LIVER BROTH
620144	MRS BROTH w/o GLUCOSE
620145	SELENITE BROTH
620146	SABOURAUD MALTOSE AGAR
620147	SLANETZ AND BARTLEY AGAR + TTC
620148	SPS AGAR
620151	BILE AESCULIN BROTH
620152	AMIES TRANSPORT MEDIUM + CHARC.
620153	AZIDE BLOOD AGAR BASE
620155	AZIDE VIOLET BLOOD AGAR BASE
620157	BIOTONE AGAR
620158	BIOTONE BROTH
620159	CPLM SELECTIVE WITHCAF
620160	DERMATOPHYTE (D.T.M.) AGAR
620161	DEXTROSE BROTH
620163	G.N. HAJNA BROTH
620164	HERELLEA AGAR
620165	KOSER CITRATE BROTH
620168	LISTERIA PALCAM AGAR
620169	I.U.T.M. MEDIUM

620170	MAC CONKEY MMG AGAR
620172	MALONATE BROTH
620174	PHENOL RED BROTH BASE
620175	RAPPAPORT VASSILIADIS BROTH
620176	ROGOSA AGAR
620177	ROGOSA BROTH
620179	SABOURAUD CAF AGAR + ACTIDIONE
620180	S.F. BROTH
620181	S.I.M. MEDIUM
620182	STUART TRANSPORT MEDIUM
620183	TETRATHIONATE BROTH BASE
620185	TRYPTIC (CTA) MEDIUM
620186	VOGEL JOHNSON AGAR
620188	BLOOD AGAR BASE N. 2
620191	AMIES TRANSPORT MEDIUM (w/o CHARCOAL)
620193	TRYPTOSE AGAR
620195	MAC CONKEY AGSAR w/o CRYSTAL VIOLET
620196	TRYPTIC BILE AGAR
620197	TRYPTOFAN BROTH
620200	CAMPYLOBACTER KARMALI AGAR BASE
620203	SABOURAUD CAF AGAR
620205	DNase TEST AGAR
620206	TRYPTONE WATER (ISO/DIS 3811)
620207	CLOSTRIDIUM PERFRIGENS AGAR BASE
620210	BILE AESCULIN AGAR
620211	KLIGLER IRON AGAR MOD.
620214	MIDDLEBROOK 7H9 BROTH BASE
620217	NUTRIENT BROTH N.2
620218	Mueller Hinton II Broth
620227	PHENOL RED AGAR BASE
620229	ANTIBIOTIC MEDIUM E
620233	TRYPTOSE BROTH
620235	MANNITOL MOTILITY TEST MEDIUM
620241	TRYPTONE SOYA YEAST EXTRACT BROTH
620303	Lysine Decarboxylase Broth
620309	PSEUDOMONAS AGAR F
620311	UREA BROTH
620495	BRAIN HEART INFUSION
620496	ACID HYDROLISATE OF CASEIN
620497	BEEF EXTRACT
620498	LACTOSE
620611	CHROMATIC™ SALMONELLA
620612	CHROMATIC™ DETECTION
620613	CHROMATIC™ CANDIDA
620614	Chromatic™ E.coli O157
620615	CHROMATIC™ MRSA
620616	CHROMATIC™ STAPH AUREUS
620617	CHROMATIC™ STREP B
620627	MUELLER HINTON II AGAR
620629	CHROMATIC™ ESBL
621000	SODIUM CHLORIDE
621001	AGAR
621003	SODIUM SELENITE
621004	TRYPTONE
621005	YEAST EXTRACT
621006	MALT EXTRACT
621007	CAMPYLOBACTER AGAR BASE
621010	TCBS AGAR
621015	SIERRA LIPOLYTIC AGAR
621016	YEAST EXTRACT AGAR (ISO 6222)

PRODOTTI CE DI LIBERA VENDITA / FREE SALE CE PRODUCTS

Rev. 31.0 del 08.01.2016

621021	HEART INFUSION BROTH
621022	MIDDLEBROOK 7H10 AGAR BASE
621210	WURTZ LACTOSE AGAR
621265	ISOSENSITEST AGAR
621367	BILE BACTERIOLOGICAL
621401	IRON SULPHITE AGAR
621402	CARY BLAIR TRANSPORT MEDIUM
621601	GLUCOSE
621618	CHROMATIC™ MH
621619	CHROMATIC™ CRE AGAR BASE
621701	PEPTONE BACTERIOLOGICAL
622202	STREPTOCOCCUS SELECTIVE AGAR
630026	LOWENSTEIN JENSEN MEDIUM w GLYCEROL 1 litre
71618	ENTEROSYSTEM 18R 20 Tests
71630	STAF SYSTEM 18 R 20 Tests
71670	COPRO SYSTEM 40 Tests
71675	COPRO SYSTEM Plus 20 Tests
71678	PATHOGENIC SYSTEM DOUBLE 40 Tests
71679	PATHOGENIC SYSTEM 20 Tests
71681	PATHOGENIC SYSTEM AST
71714	INTEGRAL SYSTEM ENTEROBATTERI 20 Tests
71718	INTEGRAL SYSTEM STAFILOCOCCI 20 Tests
71720	INTEGRAL SYSTEM STREPTOCOCCI 20 Tests
71724	INTEGRAL SYSTEM GARDNERELLA 20 TESTS
71822	INTEGRAL SYSTEM YEASTS Plus 20 Tests
72560	STREPTO SYSTEM 12 R 40 Tests
72592	MYCOPLASMA SYSTEM Plus 20 Tests
74156	A.F. GENITAL SYSTEM 20 Tests
74160	URIN SYSTEM Plus 20 Tests
74161	URIN SYSTEM Chrom 20 Tests
76010	Sensi Test gram-negative 20 Tests
76020	Sensi Test gram-positive 20 Tests
76031	SensiQuattro Gram-negative 20 Tests
76032	SensiQuattro Gram-positive 20 Tests
76033	SensiQuattro Candida EU 20 Tests
78618	ENTERO PLURI TEST 10 Tests
78619	ENTERO PLURI TEST 25 Tests
78620	OXI/FERM PLURI TEST 10 Tests
78621	OXI/FERM PLURI TEST 25 Tests
79010	Sensi Test gram-negative 4 Tests
79020	Sensi Test gram-positive 4 Tests
79031	SensiQuattro Gram-negative 4 Tests
79032	SensiQuattro Gram-positive 4 Tests
79033	SensiQuattro Candida EU 4 Tests
79156	A.F. GENITAL SYSTEM 4 Tests
79160	URIN SYSTEM Plus 4 Tests
79161	URIN SYSTEM Chrom 4 Tests
79560	STREPTO SYSTEM 12 R 8 Tests
79592	MYCOPLASMA SYSTEM Plus 4 Tests
79618	ENTEROSYSTEM 18R 4 Tests
79630	STAF SYSTEM 18 R 4 Tests
79670	COPRO SYSTEM 8 Tests
79675	COPRO SYSTEM Plus 4 Tests
79678	PATHOGENIC SYSTEM DOUBLE 8 Tests
79679	PATHOGENIC SYSTEM 4 Tests
79681	PATHOGENIC SYSTEM AST
79714	INTEGRAL SYSTEM ENTEROBATTERI 4 Tests
79718	INTEGRAL SYSTEM STAFILOCOCCI 4 Tests
79720	INTEGRAL SYSTEM STREPTOCOCCI 4 Tests
79724	INTEGRAL SYSTEM GARDNERELLA 4 Tests

79822	INTEGRAL SYSTEM YEASTS Plus 4 Tests
80009	IODINE MKTT SOLUTION 10 x 10 ml
80010	XLT 4 supplement 2 x 50 ml
80021	GLYCEROL supplement 4 x 50 ml
80022	POTASSIUM TELLURITE 1% suppl. 5 x 10 ml
80031	TWEEN 80 supplement 2 x 50 ml
80040	CHROMATIC™ SALMONELLA Supplement 2x50 ml
80047	MULLER KAUFFMANN 3X50 ml (Iodio/B.G.O.1%)
80053	VITAMIN K 1% supplement 5 x 5 ml
80056	LEGIONELLA growth supplement 10 vials
80057	H2O2 REAGENT 1 x 10 ml
80060	DECONTAM-KIT
80110	UREA 40% 6X100 ml
80219	EGG YOLK emulsion 4 x 50 ml
80252	ENTEROSYSTEM 18R REAGENT 100/200 Tests
80253	COPRO SYSTEM REAGENTS (antisera)
80257	LISTERIA SYSTEM 18R -REAG 100/200 Tests
80258	AF GENITAL SYSTEM REAGENT
80260	IDENTIF. SYSTEM-REAGENT 100/200 Tests
80271	KOVAC'S REAGENT 4x25 ml
80272	FERRIC CHLORIDE 10% 2x 25 ml
80273	NINHYDRIN 7% 10 ml
80275	MIF COLOR KIT 50 Tests
80276	ZIEHL-NEESEN 3 x 250 ml
80277	METHYLENE BLUE Solution 250 ml
80279	VASELINE OIL 4 x 50 ml
80280	V.P. TEST-Reagent 10x10ml
80281	V.P. TEST EP 10 x 10 mL
80282	Kit May-Grünwald Giemsa
80290	SAFRANIN SOLUTION 1000 ml
80291	POTASSIUM TELLURITE 3.5% suppl.5x10 ml
80292	UREA 40 % supplement 10 x 5 ml
80293	GRAM COLOR KIT 4 x 250 ml
80294	KIT COLOR ALBERT 2 x 250 ml
80295	DECOLOURIZING SOLUTION 1000 ml
80296	LUGOL PVP SOLUTION 1000 ML
80297	SAFRANIN SOLUTION 500 ml
80298	LUGOL PVP SOLUTION 250 ml
80299	CRYSTAL VIOLET SOLUTION 1000 ml
80300	TTC 1% supplement 5 x 10 ml
80350	ANTIBIOTIC TEST
80351	RAPID ANTIBIOTIC TEST 50 Tests
80380	KINYOUN COLOR KIT 2 x 250 ml
80390	FIXUR 1
80409	IODINE SOLUTION 10 x 10 ml
80410	XLT 4 SUPPLEMENT 4 x 50 ml
80422	POTASSIUM TELLURITE 1% Supplement 10 x 10 ml
80430	TTC 1% supplement 10 x 10 ml
80431	TWEEN 80 Supplement 4 x 50 ml
80453	VITAMIN K 1% SUPPLEMENT 10 x 5 ml
80491	POTASSIUM TELLURITE 3,5% Supplement 10 x 10
81001	AMPICILLIN supplement 10 vials
81002	LEGIONELLA (BMPA) supplement 10 vials
81003	BRUCELLA supplement 10 vials
81004	CAMPYLOBACTER Preston supplem 10 vials
81006	CN (Pseudomonas) supplement 10 vials
81007	CLOSTRIDIUM difficile suppleme 10 vials
81008	LEGIONELLA (GVPC) supplement 10 vials
81009	IODINE solution 5 x 10 ml
81011	CLOSTRIDIUM perfringens (T.S.C.) sup.10 v.

PRODOTTI CE DI LIBERA VENDITA / FREE SALE CE PRODUCTS

Rev. 31.0 del 08.01.2016

81012	LCAT supplement 10 vials
81013	BORDETELLA supplement 10 vials
81014	HAEMOPHILUS supplement 10 vials
81015	CAMPYLOBACTER Butzler supplement 10 vials
81016	BACILLUS Cereus Supplement 10 Vials
81017	CHLORAMPHENICOL supplement 10 vials
81019	LEGIONELLA (MWY) supplement 10 vials
81020	MMG Supplement 10 vials
81022	V.C.N. supplement 10 vials
81023	VITALEX growth supplement 10 vials
81024	V.C.N.T. supplement 10 vials
81025	DERMATOPHYTE supplement 10 vials
81026	LISTERIA PALCAM supplement 10 vials
81032	ONPG 1.5% Supplement 10 vials
81033	GENTAMYCIN supplement 10 vials
81035	MIDDLEBROOK 7H 10 supplement 4 x 50 ml
81036	CAMPYLOBACTER KARMALI Supplement 10 vials
81037	CAMPYLOBACTER CGDA supplement 10 vials
81038	CAMPYLOBACTER C.T.V.N. Supplement 10 vials
81039	YERSINIA supplement 10 vials
81040	GARDNERELLA vaginalis Supplement 10vials
81041	V.C.A.T. supplement 10 vials
81042	LISTERIA FRASER supplement (1125mg)10 vials
81048	CNA (Staf/Strep) supplement 10 vials
81050	CAMPYLOBACTER growth supplement 10 vials
81051	CAMPYLOBACTER Blaser Wang supp 10 vials
81054	SCHAEDLER supplement 10 vials
81055	CAMPYLOBACTER Skirrow suppl 10 vials
81056	LEGIONELLA (BCYE) growth suppl.10 vials
81062	VANCOMYCIN Supplement for VRE 10 vials
81077	CAMPYLOBACTER C.T.V.A. Supplement 10 vials
81078	CHROMATIC™ MRSA Supplement
81079	UREA-ARGININE SCREEN
81082	CEFIXIME TELLURITE Supplement
81083	MEROPENEM Supplement
81084	NEOMYCIN Solution
81085	CHROMATIC™ STAPH AUREUS Supplement
81086	VCC MOD SELECTIVE Supplement
81088	CHROMATIC™ CRE Supplement
81089	Chromatic™ ESBL Supplement
81090	CHROMATIC™ ESBL+AmpC Supplement
81091	Legionella BCYE Growth Supplement w/o L-Cysteine
83810	HORSE SERUM 1 x 100 ml
85501	COPRO KIT (SELENITE BROTH)
85502	COPRO KIT 2 (SALMONELLA BROTH)
87001	KOVAC'S Reagent
87002	VP (NaOH) Reagent
87003	CATALASE Reagent
87004	PHENYLALANINE Reagent
87005	OXIDASE Reagent
87006	Vaseline Oil
87007	VP (KOH) Reagent
87008	Lactophenol Cotton Blue Droppers
87101	GRAM COLOR KIT
88001	BETA LACTAMASE TEST 30 Tests
88003	OXIDASE TEST SWABS 30 Tests
88004	OXIDASE TEST DISCS 30 Discs
88005	O.N.P.G. TEST 30 Tests
88006	E. COLI TEST 30 Tests
88007	HIPPURATE TEST 30 Tests

88008	AESCULIN BILE TEST 30 Tests
88009	NITRATI TEST 30 Tests 30 Tests
88010	LISTERIA MONO TEST 20 Tests
88011	UREA RAPID TEST 30 Tests
88013	H2S RAPID TEST 30 Tests
88014	LYSINE DECARBOXYLASE TEST 30 Tests
88015	ORNITHINE DECARBOXYLASE TEST 30 Tests
88016	ARGININE DECARBOXYLASE TEST 30 Tests
88017	INDOLE TEST 30 Tests
88020	S F RAPID TEST 30 Tests
88021	CAMP TEST-S 30 Tests
88023	CATALASI/OXY TEST 30 Tests
88024	UREA / INDOLO TEST 30 Tests
88027	CAMP TEST-R 30 Tests
88028	PEPTIDASE A TEST 30 Tests
88029	OXIDASE TEST STICKS 50 Tests
88030	COAGULASE TEST 40 Tests
88031	GRAM TEST STICK 30 Tests
88032	INDOLO TEST STICK 30 Tests
88033	BETA LACTAMASE STICKS 30 Tests
88034	PEPTIDASE A STICKS 30 Tests
88035	VP TEST KIT
88040	C 390 50 Discs
88041	Brilliant Green 100 µg
88042	CITRATE TEST
88043	O129 Disc 150 µg
88044	O129 Disc 10 µg
88105	O.N.P.G. TEST
88201	GALACTOSE TEST 30 Tests
88202	GLUCOSE TEST 30 Tests
88203	LACTOSE TEST 30 Tests
88204	MALTOSE TEST 30 Tests
88205	RAFFINOSE TEST 30 Tests
88206	SUCROSE TEST 30 Tests
88207	ARABITOL TEST 30 Tests
88208	ADONITOL TEST 30 Tests
88209	ARABINOSE TEST 30 Tests
88210	DULCITOL TEST 30 Tests
88211	INOSITOL TEST 30 Tests
88212	INULIN TEST 30 Tests
88213	LEVULOSE TEST 30 Tests
88214	MANNITOL TEST 30 Tests
88215	MANNOSE TEST 30 Tests
88216	RHAMNOSE TEST 30 Tests
88217	SALICIN TEST 30 Tests
88218	SORBITOL TEST 30 Tests
88219	TREHALOSE TEST 30 Tests
88220	XYLOSE TEST 30 Tests
89021	CultiControl™ Aspergillus brasiliensis ATCC® 16404™
89022	CultiControl™ Bacillus Cereus ATCC® 11778™
89023	CultiControl™ Bacillus subtilis ATCC® 6633™
89024	CultiControl™ Candida albicans ATCC® 10231™
89025	CultiControl™ Enterococcus faecalis ATCC® 19433™
89026	CultiControl™ Enterococcus faecalis ATCC® 29212™
89027	CultiControl™ Escherichia coli ATCC® 25922™
89028	CultiControl™ Escherichia coli ATCC® 8739™
89029	CultiControl™ Listeria innocua ATCC® 33090™
89030	CultiControl™ Listeria ivanovii ATCC® 19119™
89031	CultiControl™ Listeria monocytogenes ATCC® 19111™
89032	CultiControl™ Proteus mirabilis ATCC® 25933™

PRODOTTI CE DI LIBERA VENDITA / FREE SALE CE PRODUCTS

Rev. 31.0 del 08.01.2016

89033	CultiControl™ <i>Pseudomonas aeruginosa</i> ATCC® 27853™
89034	CultiControl™ <i>Pseudomonas aeruginosa</i> ATCC® 9027™
89035	CultiControl™ <i>Rhodococcus equi</i> ATCC® 6939™
89036	CultiControl™ <i>Saccharomyces cerevisiae</i> ATCC® 9763™
89037	CultiControl™ <i>Salmonella typhimurium</i> ATCC® 14028™
89038	CultiControl™ <i>Shigella flexneri</i> ATCC® 12022™
89039	CultiControl™ <i>Staphylococcus aureus</i> NCTC 12493
89040	CultiControl™ <i>Staphylococcus aureus</i> ATCC® 25923™
89041	CultiControl™ <i>Staphylococcus aureus</i> ATCC® 29213™
89042	CultiControl™ <i>Staphylococcus aureus</i> ATCC® 33862™
89043	CultiControl™ <i>Staphylococcus aureus</i> ATCC® 43300™
89044	CultiControl™ <i>Staphylococcus aureus</i> ATCC® 6538™
89045	CultiControl™ <i>Staphylococcus epidermidis</i> ATCC® 12228™
89046	CultiControl™ <i>Streptococcus agalactiae</i> ATCC® 13813™
89047	CultiControl™ <i>Streptococcus pneumoniae</i> ATCC® 49619™
89048	CultiControl™ <i>Streptococcus pyogenes</i> ATCC® 19615™
89049	CultiControl™ <i>Proteus mirabilis</i> ATCC® 12453™
89050	CultiControl™ <i>Yersinia enterocolitica</i> ATCC® 9610™
89051	CultiControl™ <i>Listeria monocytogenes</i> ATCC® 19115™
89052	CultiControl™ <i>Legionella pneumophila</i> subsp. <i>pneumophila</i> ATCC® 33152™
89053	CultiControl™ <i>Clostridium perfringens</i> ATCC® 13124™
89054	CultiControl™ <i>Salmonella enterica</i> subsp. <i>enterica</i> serovar <i>Typhimurium</i> ATCC® 13311™
89055	CultiControl™ <i>Lactobacillus paracasei</i> subsp. <i>paracasei</i> ATCC ® BAA-52™
89056	CultiControl™ <i>Vibrio parahaemolyticus</i> ATCC ® 17802™
89057	CultiControl™ <i>Aspergillus fumigatus</i> ATCC ® 204305™
89058	CultiControl™ <i>Shigella sonnei</i> ATCC ® 25931™
89059	CultiControl™ <i>Clostridium sordellii</i> ATCC ® 9714™
89060	CultiControl™ <i>Listeria monocytogenes</i> ATCC ® 7644™
89061	CultiControl™ <i>Streptococcus bovis</i> ATCC ® 33317™
89062	CultiControl™ <i>Streptococcus mutans</i> ATCC ® 25175™
89063	CultiControl™ <i>Streptococcus pneumoniae</i> ATCC ® 27336™
89064	CultiControl™ <i>Streptococcus sanguinis</i> ATCC ® 10556™
89065	CultiControl™ <i>Enterobacter cloacae</i> subsp. <i>cloacae</i> ATCC ® BAA-1143™
89066	CultiControl™ <i>Enterococcus faecalis</i> ATCC ® 49532™
89067	CultiControl™ <i>Enterococcus faecalis</i> ATCC ® 49533™
89068	CultiControl™ <i>Escherichia coli</i> NCTC 11954™
89069	CultiControl™ <i>Klebsiella pneumoniae</i> ATCC ® BAA-2146™
89070	CultiControl™ <i>Klebsiella pneumoniae</i> subsp. <i>pneumoniae</i> ATCC ® 700603™
89071	CultiControl™ <i>Candida parapsilosis</i> ATCC ® 22019™
89072	CultiControl™ <i>Candida albicans</i> ATCC ® 90028™
89073	CultiControl™ <i>Issatchenkia orientalis</i> ATCC ® 6258™
89074	CultiControl™ <i>Neisseria gonorrhoeae</i> ATCC ® 19424™
89075	CultiControl™ <i>Neisseria gonorrhoeae</i> ATCC ® 31426™
89076	CultiControl™ <i>Haemophilus influenzae</i> ATCC® 49766™
89077	CultiControl™ <i>Haemophilus influenzae</i> ATCC® 49247™
89078	CultiControl™ <i>Bacteroides fragilis</i> ATCC® 25285™
89079	CultiControl™ <i>Bacteroides thetaiotaomicron</i> ATCC® 29741™
89080	CultiControl™ <i>Lactobacillus acidophilus</i> ATCC ® 4356™
89081	CultiControl™ <i>Lactobacillus leichmannii</i> ATCC ® 4797™
89082	CultiControl™ <i>Lactococcus lactis</i> ATCC ® 19435™
89083	CultiControl™ <i>Proteus mirabilis</i> ATCC ® 29906™
89084	CultiControl™ <i>Salmonella enterica</i> subsp. <i>enterica</i> serovar <i>Enteritidis</i> ATCC ® 13076™
89085	CultiControl™ <i>Listeria monocytogenes</i> ATCC ® 13932™
89086	CultiControl™ <i>Campylobacter jejuni</i> ATCC ® 33291™
89087	CultiControl™ <i>Klebsiella pneumoniae</i> ATCC ® BAA-1706™

89088	CultiControl™ <i>Klebsiella pneumoniae</i> ATCC ® BAA-1705™
89089	CultiControl™ <i>Klebsiella pneumoniae</i> subsp. <i>pneumoniae</i> ATCC ® 13883™
89090	CultiControl™ <i>Clostridium difficile</i> ATCC ® 9689™
89091	CultiControl™ <i>Aggregatibacter aphrophilus</i> ATCC ® 7901™
89092	CultiControl™ <i>Staphylococcus aureus</i> subsp. <i>aureus</i> ATCC® 700698™
89093	CultiControl™ <i>Staphylococcus aureus</i> subsp. <i>aureus</i> ATCC ® 700699™
89094	CultiControl™ <i>Plesiomonas shigelloides</i> ATCC ® 14029™
89095	CultiControl™ <i>Clostridium sporogenes</i> ATCC ® 19404™
89096	CultiControl™ <i>Micrococcus luteus</i> ATCC ® 10240™
89097	CultiControl™ <i>Candida tropicalis</i> ATCC ® 750™
89098	CultiControl™ <i>Candida krusei</i> ATCC ® 14243™
89099	CultiControl™ <i>Gardnerella vaginalis</i> ATCC ® 14018™
89100	CultiControl™ <i>Lactobacillus fermentum</i> ATCC ® 9338™
89101	CultiControl™ <i>Listeria grayi</i> ATCC ® 25401™
89102	CultiControl™ <i>Micrococcus luteus</i> ATCC ® 4698™
89103	CultiControl™ <i>Moraxella (Branhamella) catarrhalis</i> ATCC ® 25238™
89104	CultiControl™ <i>Neisseria gonorrhoeae</i> ATCC ® 49226™
89105	CultiControl™ <i>Proteus mirabilis</i> ATCC ® 35659™
89106	CultiControl™ <i>Proteus mirabilis</i> ATCC ® 43071™
89107	CultiControl™ <i>Proteus vulgaris</i> ATCC ® 6380™
89108	CultiControl™ <i>Pseudomonas aeruginosa</i> ATCC ® 10145™
89109	CultiControl™ <i>Pseudomonas aeruginosa</i> ATCC ® 15442™
89110	CultiControl™ <i>Pseudomonas fluorescens</i> ATCC ® 13525™
89111	CultiControl™ <i>Bacteroides ovatus</i> ATCC ® 8483™
89112	CultiControl™ <i>Clostridium histolyticum</i> ATCC ® 19401™
89113	CultiControl™ <i>Bacteroides fragilis</i> ATCC ® 23745™
89114	CultiControl™ <i>Actinomyces odontolyticus</i> ATCC ® 17929™
89115	CultiControl™ <i>Enterococcus faecalis</i> ATCC ® 33186™
89116	CultiControl™ <i>Staphylococcus aureus</i> subsp. <i>aureus</i> ATCC ® 33591™
89117	CultiControl™ <i>Enterococcus faecium</i> ATCC ® 51559™
89118	CultiControl™ <i>Fusobacterium nucleatum</i> ATCC ® 25586™
89119	CultiControl™ <i>Aeromonas hydrophila</i> ATCC ® 7966™
89120	CultiControl™ <i>Haemophilus influenzae</i> ATCC ® 10211™
89121	CultiControl™ <i>Serratia marcescens</i> ATCC ® 8100™
89122	CultiControl™ <i>Neisseria gonorrhoeae</i> ATCC ® 49981™
89123	CultiControl™ <i>Haemophilus haemolyticus</i> ATCC ® 33390™
89124	CultiControl™ <i>Haemophilus influenzae</i> ATCC ® 33533™
89125	CultiControl™ <i>Providencia stuartii</i> ATCC ® 33672™
89126	CultiControl™ <i>Staphylococcus haemolyticus</i> ATCC ® 29970™
89127	CultiControl™ <i>Streptococcus anginosus</i> ATCC ® 33397™
89128	CultiControl™ <i>Streptococcus dysgalactiae</i> subsp. <i>equisimilis</i> ATCC ® 12388™
89129	CultiControl™ <i>Streptococcus mitis</i> ATCC ® 6249™
89130	CultiControl™ <i>Streptococcus pyogenes</i> ATCC ® 49399™
89131	CultiControl™ <i>Streptococcus salivarius</i> ATCC® 13419™
89132	CultiControl™ <i>Salmonella enterica</i> subsp. <i>enterica</i> serovar <i>Abony</i> NCTC 6017
89133	CultiControl™ <i>Staphylococcus xylosum</i> ATCC ® 29971™
89135	CultiControl™ <i>Propionibacterium acnes</i> ATCC® 11827™
89136	CultiControl™ <i>Haemophilus influenzae</i> NCTC 8468
89137	CultiControl™ <i>Staphylococcus aureus</i> subsp. <i>aureus</i> ATCC ® 19095™
89138	CultiControl™ <i>Cronobacter sakazakii</i> ATCC ® 29544™
89139	CultiControl™ <i>Bordetella bronchiseptica</i> ATCC ® 4617™
89140	CultiControl™ <i>Trichophyton mentagrophytes</i> ATCC ® 9533™

PRODOTTI CE DI LIBERA VENDITA / FREE SALE CE PRODUCTS

Rev. 31.0 del 08.01.2016

89141	CultiControl™ Acinetobacter baumannii ATCC ® BAA-747™
89144	CultiControl™ Vibrio alginolyticus ATCC ® 17749™
89145	CultiControl™ Campylobacter jejuni subsp. jejuni ATCC ® 33560™
89146	CultiControl™ Citrobacter freundii ATCC ® 43864™
89147	CultiControl™ Burkholderia cepacia ATCC ® 25416™
89148	CultiControl™ Listeria monocytogenes ATCC ® 35152™
89149	CultiControl™ Stenotrophomonas maltophilia ATCC® 13637™
89151	CultiControl™ Legionella pneumophila subsp. fraseri ATCC ® 33156™
89152	CultiControl™ Enterococcus faecium ATCC ® 6057™
89154	CultiControl™ Salmonella enterica subsp. arizonae ATCC ® 13314™
89156	CultiControl™ Enterobacter aerogenes ATCC ® 13048™
89160	CultiControl™ Haemophilus influenzae ATCC ® 19418™
89163	CultiControl™ Escherichia coli ATCC ® 35218™
89164	CultiControl™ Neisseria meningitidis ATCC ® 13090™
89165	CultiControl™ Peptostreptococcus anaerobius ATCC ® 27337™
89170	CultiControl™ Staphylococcus aureus subsp. aureus ATCC ® BAA-44™
89171	CultiControl™ Enterococcus faecium ATCC ® 19434™
89172	CultiControl™ Enterococcus faecium ATCC ® BAA-2319™
89173	CultiControl™ Enterococcus faecalis ATCC ® 51299™
89174	CultiControl™ Acinetobacter baumannii ATCC ® 19606™
89175	CultiControl™ Streptococcus pneumoniae ATCC ® 700671™
89176	CultiControl™ Haemophilus influenzae ATCC ® 33391™
89177	CultiControl™ Candida albicans ATCC ® 18804™
89178	CultiControl™ Candida albicans ATCC ® 64124™
9001	NALIDIXIC ACID NA 30 µg 250 Discs
9001/1	NALIDIXIC ACID NA 30 µg 50 Discs
9002	Oxolinic acid OA 2 µg 250 Discs
9002/1	Oxolinic acid OA 2 µg 50 Discs
9003	PIPEMIDIC ACID PI 20 µg 250 Discs
9003/1	PIPEMIDIC ACID PI 20 µg 50 Discs
9004	AMIKACIN AK 30 µg 250 Discs
9004/1	AMIKACIN AK 30 µg 50 Discs
9005	AMOXICILLIN AML 30 µg 250 Discs
9005/1	AMOXICILLIN AML 30 µg 50 Discs
9006	AMPICILLIN AMP 10 µg 250 Discs
9006/1	AMPICILLIN AMP 10 µg 50 Discs
9007	AZLOCILLIN AZL 75 µg 250 Discs
9007/1	AZLOCILLIN AZL 75 µg 50 Discs
9008	AZTREONAM ATM 30 µg 250 Discs
9008/1	AZTREONAM ATM 30 µg 50 Discs
9009	CARBENICILLIN CAR 100 µg 250 Discs
9009/1	CARBENICILLIN CAR 100 µg 50 Discs
9010	CEFACLOR CEC 30 µg 250 Discs
9010/1	CEFACLOR CEC 30 µg 50 Discs
9011	CEPHALEXIN CL 30 µg 250 Discs
9011/1	CEPHALEXIN CL 30 µg 50 Discs
9013	CEPHALOTHIN KF 30 µg 250 Discs
9013/1	CEPHALOTHIN KF 30 µg 50 Discs
9014	CEFAMANDOLE MA 30 µg 250 Discs
9014/1	CEFAMANDOLE MA 30 µg 50 Discs
9015	CEFAZOLIN KZ 30 µg 250 Discs
9015/1	CEFAZOLIN KZ 30 µg 50 Discs
9016	CEFOPERAZONE CFP 30 µg 250 Discs
9016/1	CEFOPERAZONE CFP 30 µg 50 Discs
9017	CEFOTAXIME CTX 30 µg 250 Discs
9017/1	CEFOTAXIME CTX 30 µg 50 Discs
9018	CEFOXITIN FOX 30 µg 250 Discs

9018/1	CEFOXITIN FOX 30 µg 50 Discs
9019	CEFTAZIDIME CAZ 30 µg 250 Discs
9019/1	CEFTAZIDIME CAZ 30 µg 50 Discs
9020	CEFTRIAZONE CRO 30 µg 250 Discs
9020/1	CEFTRIAZONE CRO 30 µg 50 Discs
9021	CEFUROXIME CXM 30 µg 250 Discs
9021/1	CEFUROXIME CXM 30 µg 50 Discs
9022	CHLORAMPHENICOL C 30 µg 250 Discs
9022/1	CHLORAMPHENICOL C 30 µg 50 Discs
9023	COLISTIN SULFATE CS 10 µg 250 Discs
9023/1	COLISTIN SULFATE CS 10 µg 50 Discs
9024	ERYTHROMYCIN E 15 µg 250 Discs
9024/1	ERYTHROMYCIN E 15 µg 50 Discs
9025	FOSFOMYCIN FOS 50 µg 250 Discs
9025/1	FOSFOMYCIN FOS 50 µg 50 Discs
9026	GENTAMICIN CN 10 µg 250 Discs
9026/1	GENTAMICIN CN 10 µg 50 Discs
9027	KANAMYCIN K 30 µg 250 Discs
9027/1	KANAMYCIN K 30 µg 50 Discs
9028	LINCOMYCIN MY 2 µg 250 Discs
9028/1	LINCOMYCIN MY 2 µg 50 Discs
9029	METHICILLIN MET 5 µg 250 Discs
9029/1	METHICILLIN MET 5 µg 50 Discs
9030	MINOCYCLINE MN 30 µg 250 Discs
9030/1	MINOCYCLINE MN 30 µg 50 Discs
9031	AMPICILLIN-SULBACTAM AMS 20 µg 250 Discs
9031/1	AMPICILLIN-SULBACTAM AMS 20µg 50 DISCS
9032	NEOMYCIN N 30 µg 250 Discs
9032/1	NEOMYCIN N 30 µg 50 Discs
9033	NETILMICIN NET 30 µg 250 Discs
9033/1	NETILMICIN NET 30 µg 50 Discs
9034	NITROFURANTOIN F 300 µg 250 Discs
9034/1	NITROFURANTOIN F 300 µg 50 Discs
9035	NORFLOXACIN NOR 10µg 250 Discs
9035/1	NORFLOXACIN NOR 10 µg 50 Discs
9036	OXACILLIN OX 1µg 250 Discs
9036/1	OXACILLIN OX 1 µg 50 Discs
9037	PENICILLIN G P 10 IU 250 Discs
9037/1	PENICILLIN G P 10 IU 50 Discs
9038	PIPERACILLIN PRL 100 µg 250 Discs
9038/1	PIPERACILLIN PRL 100 µg 50 Discs
9039	RIFAMPICIN RD 30 µg 250 Discs
9039/1	RIFAMPICIN RD 30 µg 50 Discs
9040	STREPTOMYCIN S 10 µg 250 Discs
9040/1	STREPTOMYCIN S 10 µg 50 Discs
9041	SULFAFURAZOLE SF 300 µg 250 Discs
9041/1	SULFAFURAZOLE SF 300 µg 50 Discs
9042	TRIMETHOPRIM-SULFAMETHOXAZOLE SXT 25 µg 250 Discs
9042/1	TRIMETHOPRIM-SULFAMETHOXAZOLE SXT 25 µg 50 Discs
9043	TETRACYCLINE TE 30 µg 250 Discs
9043/1	TETRACYCLINE TE 30 µg 50 Discs
9044	TOBRAMYCIN TOB 10 µg 250 Discs
9044/1	TOBRAMYCIN TOB 10 µg 50 Discs
9045	VANCOMYCIN VA 30 µg 250 Discs
9045/1	VANCOMYCIN VA 30 µg 50 Discs
9046	SISOMYCIN SIS 30µg 250 Discs
9046/1	SISOMYCIN SIS 30 µg 50 Discs
9047	CLINDAMYCIN CD 2 µg 250 Discs
9047/1	CLINDAMYCIN CD 2 µg 50 Discs

PRODOTTI CE DI LIBERA VENDITA / FREE SALE CE PRODUCTS

Rev. 31.0 del 08.01.2016

9048	AMOXICILLIN-CLAVULANIC ACID AUG 30 µg 250 Discs
9048/1	AMOXICILLIN-CLAVULANIC ACID AUG 30 µg 50 Discs
9049	FUSIDIC ACID FC 10 µg 250 Discs
9049/1	FUSIDIC ACID FC 10 µg 50 Discs
9050	TEICOPLANIN TEC 30 µg 250 Discs
9050/1	TEICOPLANIN TEC 30 µg 50 Discs
9051	BACITRACIN BA 10 IU 250 Discs
9051/1	BACITRACIN BA 10 IU 50 Discs
9052	CEFADROXIL CDX 30 µg 250 Discs
9052/1	CEFADROXIL CDX 30 µg 50 Discs
9053	CEFSULODIN CSD 30 µg 250 Discs
9053/1	CEFSULODIN CSD 30 µg 50 Discs
9054	CEFTIZOXIME CZX 30 µg 250 Discs
9054/1	CEFTIZOXIME CZX 30 µg 50 Discs
9055	CEPHRADINE CE 30 µg 250 Discs
9055/1	CEPHRADINE CE 30 µg 50 Discs
9056	CIPROFLOXACIN CIP 5 µg 250 Discs
9056/1	CIPROFLOXACIN CIP 5 µg 50 Discs
9057	CINOXACIN CIN 100 µg 250 Discs
9057/1	CINOXACIN CIN 100 µg 50 Discs
9058	CLOXACILLIN CX 5 µg 250 Discs
9058/1	CLOXACILLIN CX 5 µg 50 Discs
9059	DOXYCYCLINE DXT 30 µg 250 Discs
9059/1	DOXYCYCLINE DXT 30 µg 50 Discs
9060	ROXITROMYCIN RXT 15 µg 250 Discs
9060/1	ROXITROMYCIN RXT 15 µg 50 Discs
9061	ERTAPENEM ETP 10 µg 250 Discs
9061/1	ERTAPENEM ETP 10 µg 50 Discs
9062	MEZLOCILLIN MEZ 75 µg 250 Discs
9062/1	MEZLOCILLIN MEZ 75 µg 50 Discs
9063	NOVOBIOCIN NO 30 µg 250 Discs
9063/1	NOVOBIOCIN NO 30 µg 50 Discs
9064	CEFPODOXIME PX 10 µg 250 Discs
9064/1	CEFPODOXIME PX 10 µg 50 Discs
9065	OXYTETRACYCLINE OT 30 µg 250 Discs
9065/1	OXYTETRACYCLINE OT 30 µg 50 Discs
9066	POLYMYXIN B PB 100 IU 250 Discs
9066/1	POLYMYXIN B PB 100 IU 50 Discs
9067	SPECTINOMYCIN SPC 100 µg 250 Discs
9067/1	SPECTINOMYCIN SPC 100 µg 50 Discs
9068	MEROPENEM MRP 10 µg 250 Discs
9068/1	MEROPENEM MRP 10 µg 50 Discs
9069	FLUCONAZOLE FLU 100 µg 250 Discs
9069/1	FLUCONAZOLE FLU 100 µg 50 Discs
9070	TICARCILLIN TC 75 µg 250 Discs
9070/1	TICARCILLIN TC 75 µg 50 Discs
9071	AMPHOTERICIN B AMB 20 µg 250 Discs
9071/1	AMPHOTERICIN B AMB 20 µg 50 Discs
9072	ECONAZOLE ECN 10 µg 250 Discs
9072/1	ECONAZOLE ECN 10 µg 50 Discs
9073	FLUCYTOSINE AFY 1 µg 250 Discs
9073/1	FLUCYTOSINE AFY 1 µg 50 Discs
9074	GRISEOFULVIN AGF 10 µg 250 Discs
9074/1	GRISEOFULVIN AGF 10 µg 50 Discs
9075	KETOCONAZOLE KCA 10 µg 250 Discs
9075/1	KETOCONAZOLE KCA 10 µg 50 Discs
9076	METRONIDAZOLE MTZ 5 µg 250 Discs
9076/1	METRONIDAZOLE MTZ 5 µg 50 Discs
9077	MICONAZOLE MCL 10 µg 250 Discs
9077/1	MICONAZOLE MCL 10 µg 50 Discs

9078	NYSTATIN NY 100 IU 250 Discs
9078/1	NYSTATIN NY 100 IU 50 Discs
9079	IMIPENEM IMI 10 µg 250 Discs
9079/1	IMIPENEM IMI 10 µg 50 Discs
9080	OFLOXACIN OFX 5 µg 250 Discs
9080/1	OFLOXACIN OFX 5 µg 50 Discs
9081	CEFOTETAN CTT 30 µg 250 Discs
9081/1	CEFOTETAN CTT 30 µg 50 Discs
9082	TYLOSIN TY 30 µg 250 Discs
9082/1	TYLOSIN TY 30 µg 50 Discs
9083	TRIMETHOPRIM TM 2.5 µg 250 Discs
9083/1	TRIMETHOPRIM TM 2.5 µg 50 Discs
9084	SULFAMETHOXAZOLE SMX 50 µg 250 Discs
9084/1	SULFAMETHOXAZOLE SMX 50 µg 50 Discs
9085	Imipenem + Phenylboronic acid IMI + BO 250 Discs
9085/1	Imipenem + Phenylboronic acid IMI + BO 50 Discs
9086	Imipenem + Cloxacillin IMI + CL 250 Discs
9086/1	Imipenem + Cloxacillin IMI + CL 50 Discs
9087	EDTA ED 250 Discs
9087/1	EDTA ED 50 Discs
9088	SPIRAMYCIN SP 100 µg 250 Discs
9088/1	SPIRAMYCIN SP 100 µg 50 Discs
9089	CEFIXIME CFM 5 µg 250 Discs
9089/1	CEFIXIME CFM 5 µg 50 Discs
9090	Daptomycin DAP 30 µg 250 Discs
9090/1	Daptomycin DAP 30 µg 50 Discs
9091	PEFLOXACIN PEF 5 µg 250 Discs
9091/1	PEFLOXACIN PEF 5 µg 50 Discs
9093	DICLOXACILLIN DCX 1 µg 250 Discs
9093/1	DICLOXACILLIN DCX 1 µg 50 Discs
9094	TIAMULIN T 30 µg 250 Discs
9094/1	TIAMULIN T 30 µg 50 Discs
9095	IMIPENEM/CILASTATIN IMC 20 µg 250 Discs
9095/1	IMIPENEM/CILASTATIN IMC 20 µg 50 Discs
9096	TICARCILLIN-CLAVULINIC ACID TTC 85 µg 250 Discs
9096/1	TICARCILLIN-CLAVULINIC ACID TTC 85 µg 50 Discs
9097	CLOTRIMAZOLE CLO 50 µg 250 Discs
9097/1	CLOTRIMAZOLE CLO 50 µg 50 Discs
9098	CLARITHROMYCIN CLR 15 µg 250 Discs
9098/1	CLARITHROMYCIN CLR 15 µg 50 Discs
9099	FURAZOLIDON FR 50 µg 250 Discs
9099/1	FURAZOLIDON FR 50 µg 50 Discs
9100	PIPERACILLIN-TAZOBACTAM TZP 110 µg 250 Discs
9100/1	PIPERACILLIN-TAZOBACTAM TZP 110 µg 50 Discs
9101	CEFTIBUTEN CTB 30 µg 250 Discs
9101/1	CEFTIBUTEN CTB 30 µg 50 Discs
9102	LEVOFLOXACIN LEV 5 µg 250 Discs
9102/1	LEVOFLOXACIN LEV 5 µg 50 Discs
9103	MOXIFLOXACIN MOX 5 µg 250 Discs
9103/1	MOXIFLOXACIN MOX 5 µg 50 Discs
9104	CEFEPIME FEP 30 µg 250 Discs
9104/1	CEFEPIME FEP 30 µg 50 Discs
9105	AZITHROMYCIN AZM 15 µg 250 Discs
9105/1	AZITHROMYCIN AZM 15 µg 50 Discs
9106	MYOKAMYCIN MK 15 µg 250 Discs
9106/1	MYOKAMYCIN MK 15 µg 50 Discs
9107	ITRACONAZOLE ITC 50 µg 250 Discs
9107/1	ITRACONAZOLE ITC 50 µg 50 Discs
9108	CEFOPERAZONE CFP 75 µg 250 Discs
9108/1	CEFOPERAZONE CFP 75 µg 50 Discs

PRODOTTI CE DI LIBERA VENDITA / FREE SALE CE PRODUCTS

Rev. 31.0 del 08.01.2016

9109	FOSFOMYCIN (includes G-6-p) FOS 200 µg 250 Discs
9109/1	FOSFOMYCIN (includes G-6-p) FOS 200 µg 50 Discs
9110	TRIMETHOPRIM TM 5 µg 250 Discs
9110/1	TRIMETHOPRIM TM 5 µg 50 Discs
9111	FUSIDIC ACID FC 30 µg 250 Discs
9111/1	FUSIDIC ACID FC 30 µg 50 Discs
9112	CEFPROZIL CPR 30 µg 250 Discs
9112/1	CEFPROZIL CPR 30 µg 50 Discs
9113	LOMEFLOXACIN LOM 10 µg 250 Discs
9113/1	LOMEFLOXACIN LOM 10 µg 50 Discs
9115	AMPICILLIN AMP 2 µg 250 Discs
9115/1	AMPICILLIN AMP 2 µg 50 Discs
9116	LINCOMYCIN MY 15 µg 250 Discs
9116/1	LINCOMYCIN MY 15 µg 50 Discs
9117	NOVOBIOCIN NO 5 µg 250 Discs
9117/1	NOVOBIOCIN NO 5 µg 50 Discs
9118	RIFAMPICIN RD 5 µg 250 Discs
9118/1	RIFAMPICIN RD 5µg 50 Discs
9119	METRONIDAZOLE MTZ 50 µg 250 Discs
9119/1	METRONIDAZOLE MTZ 50 µg 50 Discs
9120	POLYMYXIN B PB 300 UI 250 Discs
9120/1	POLYMYXIN B PB 300 UI 50 Discs
9121	FOSFOMYCIN (includes G-6-p) FOS 100 µg 250 Discs
9121/1	FOSFOMYCIN (includes G-6-p) FOS 100 µg 50 Discs
9122	AMPLICLOX (Ampicillin-Cloxacillin) ACL 30 µg 250 Discs
9122/1	AMPLICLOX (Ampicillin-Cloxacillin) ACL 30 µg 50 Discs
9124	GENTAMICIN CN 120 µg 250 Discs
9124/1	GENTAMICIN CN 120 µg 50 Discs
9125	GENTAMICIN CN 30 µg 250 Discs
9125/1	GENTAMICIN CN 30 µg 50 Discs
9126	SULFONAMIDE S3 300 µg 250 Discs
9126/1	SULFONAMIDE S3 300 µg 50 Discs
9127	PENICILLIN G P 2 IU 250 Discs
9127/1	PENICILLIN G P 2 IU 50 Discs
9128	CHLORAMPHENICOL C 10 µg 250 Discs
9128/1	CHLORAMPHENICOL C 10 µg 50 Discs
9129	SULBACTAM SU 20µg 250 Discs
9129/1	SULBACTAM SU 20µg 50 Discs
9130	PENICILLIN G P 1 IU 250 Discs
9130/1	PENICILLIN G P 1 IU 50 Discs
9131	SODIUM FUSIDATE FC 30 250 Discs
9132	SULFAPRIM SXT 50 µg 250 Discs
9132/1	SULFAPRIM SXT 50 µg 50 Discs
9133	AMOXICILLIN AML 10 µg 250 Discs
9133/1	AMOXICILLIN AML 10 µg 50 Discs
9134	CEFOTAXIME CTX 75 µg 250 Discs
9134/1	CEFOTAXIME CTX 75 µg 50 Discs
9135	OXACILLIN OX 5µg 250 Discs
9135/1	OXACILLIN OX 5µg 50 Discs
9136	LINEZOLID LNZ 30µg 250 Discs
9136/1	LINEZOLID LNZ 30µg 50 Discs
9137	AMPHOTERICIN B AMB 10 µg 250 Discs
9137/1	AMPHOTERICIN B AMB 10 µg 50 Discs
9139	ITRACONAZOLE ITC 8 µg 250 Discs
9139/1	ITRACONAZOLE ITC 8 µg 50 Discs
9140	KETOCONAZOLE KCA 15 µg 250 Discs
9140/1	KETOCONAZOLE KCA 15 µg 50 Discs
9141	COLISTIN SULFATE CS 30 UI 250 Discs
9141/1	COLISTIN SULFATE CS 30 UI 50 Discs
9142	STREPTOMYCIN S 300 µg 250 Discs

9142/1	STREPTOMYCIN S 300 µg 50 Discs
9143	CEFEPIME+CLAVULANIC ACID FEL 40 µg 250 Discs
9144	Cefoxitin+Cloxacillin FOC 230 µg 250 Discs
9144/1	Cefoxitin+Cloxacillin FOC 230 µg 50 Discs
9145	CEFTAZIDIME+CLAVULANIC ACID CAL 40 µg 250 Discs
9145/1	CEFTAZIDIME+CLAVULANIC ACID CAL 40 µg 50 Discs
9146	CLINDAMYCIN CD 10 µg 250 Discs
9146/1	CLINDAMYCIN CD 10 µg 50 Discs
9147	TIGECYCLIN TGC 15 µg 250 Discs
9147/1	TIGECYCLIN TGC 15 µg 50 Discs
9148	FLUCYTOSINE AFY 10 µg 250 Discs
9148/1	FLUCYTOSINE AFY 10 µg 50 Discs
9150	SULFADIAZINE SUZ 300 ug 250 Discs
9150/1	SULFADIAZINE SUZ 300 ug 50 Discs
9151	AMOXICILLIN AML 2 µg 250 Discs
9151/1	AMOXICILLIN AML 2 µg 50 Discs
9152	CEFOTAXIME CTX 5 µg 250 Discs
9152/1	CEFOTAXIME CTX 5 µg 50 Discs
9153	CEFTAZIDIME CAZ 10 µg 250 Discs
9153/1	CEFTAZIDIME CAZ 10 µg 50 Discs
9154	DORIPENEM DOR 10 µg 250 Discs
9154/1	DORIPENEM DOR 10 µg 50 Discs
9155	LINEZOLID LNZ 10 µg 250 Discs
9155/1	LINEZOLID LNZ 10 µg 50 Discs
9156	MECILLINAM MEC 10 µg 250 Discs
9156/1	MECILLINAM MEC 10 µg 50 Discs
9157	MUPIROCIN MUP 200 µg 250 Discs
9157/1	MUPIROCIN MUP 200 µg 50 Discs
9158	NITROFURANTOIN F 100 µg 250 Discs
9158/1	NITROFURANTOIN F 100 µg 50 Discs
9159	PIPERACILLIN PRL 30 µg 250 Discs
9159/1	PIPERACILLIN PRL 30 µg 50 Discs
9160	PIPERACILLIN-TAZOBACTAM TZP 36 µg 250 Discs
9160/1	PIPERACILLIN-TAZOBACTAM TZP 36 µg 50 Discs
9161	QUINUPRISTIN-DALFOPRISTIN QDA 15 µg 250 Discs
9161/1	QUINUPRISTIN-DALFOPRISTIN QDA 15 µg 50 Discs
9162	STREPTOMYCIN S 300 µg 250 Discs
9162/1	STREPTOMYCIN S 300 µg 50 Discs
9163	TOBRAMYCIN TOB 30 ug 250 Discs
9163/1	TOBRAMYCIN TOB 30 ug 50 Discs
9164	VANCOMYCIN VA 5 µg 250 Discs
9164/1	VANCOMYCIN VA 5 µg 50 Discs
9165	CASPOFUNGIN CAS 5 µg 250 Discs
9165/1	CASPOFUNGIN CAS 5 µg 50 Discs
9166	FLUCONAZOLE FLU 25 µg 250 Discs
9166/1	FLUCONAZOLE FLU 25 µg 50 Discs
9167	POSACONAZOLE POS 5 µg 250 Discs
9167/1	POSACONAZOLE POS 5 µg 50 Discs
9168	VORICONAZOLE VO 1 µg 250 Discs
9168/1	VORICONAZOLE VO 1 µg 50 Discs
9169	GATIFLOXACIN GAT 5 µg 250 Discs
9169/1	GATIFLOXACIN GAT 5 µg 50 Discs
9170	NETILMICIN NET 10 µg 250 Discs
9170/1	NETILMICIN NET 10 µg 50 Discs
9171	PHENOXYMETHYLPENICILLIN PV 10 µg 250 Discs
9171/1	PHENOXYMETHYLPENICILLIN PV 10 µg 50 Discs
9172	TELITHROMYCIN TEL 15 µg 250 Discs
9172/1	TELITHROMYCIN TEL 15 µg 50 Discs
9173	LORACARBEF LOR 30 µg 250 Discs
9173/1	LORACARBEF LOR 30 µg 50 Discs

PRODOTTI CE DI LIBERA VENDITA / FREE SALE CE PRODUCTS

Rev. 31.0 del 08.01.2016

9174	NAFCILLIN NAF 1 µg 250 Discs
9174/1	NAFCILLIN NAF 1 µg 50 Discs
9175	MEROPENEM+CLOXACILLIN MR+CL 250 Discs
9175/1	MEROPENEM+CLOXACILLIN MR+CL 50 Discs
9176	Meropenem + Phenylboronic acid MR + BO 250 Discs
9176/1	Meropenem + Phenylboronic acid MR + BO 50 Discs
9177	MEROPENEM+DIPICOLINIC ACID MR+DP 250 Discs
9177/1	MEROPENEM+DIPICOLINIC ACID MR+DP 50 Discs
9178	Meropenem + EDTA MR + ED 250 Discs
9178/1	Meropenem + EDTA MR + ED 50 Discs
9179	AMOXICILLIN AML 25 µg 250 Discs
9179/1	AMOXICILLIN AML 25 µg 50 Discs
9181	NITROFURANTOIN F 50 µg 250 Discs
9181/1	NITROFURANTOIN F 50 µg 50 Discs
9182	CEFOTAXIME+CLAVULANIC ACID CTL 40 µg 250 Discs
9182/1	CEFOTAXIME+CLAVULANIC ACID CTL 40 µg 50 Discs
9183	Imipenem + EDTA IMI + ED 250 Discs
9183/1	Imipenem + EDTA IMI + ED 50 Discs
9184	COLISTIN SULFATE CS 25 µg 250 Discs
9184/1	COLISTIN SULFATE CS 25 µg 50 Discs
9185	CEFTAZIDIME CR 30 µg 250 Discs
9185/1	CEFTAZIDIME CR 30 µg 50 Discs
9186	TEMOCCILLIN TMO 30 µg 250 Discs
9186/1	TEMOCCILLIN TMO 30 µg 50 Discs
9187	Sulfamethoxazole SMX 100 µg 250 Discs
9187/1	Sulfamethoxazole SMX 100 µg 50 Discs
9188	Metronidazole MTZ 10 µg 250 Discs
9188/1	Metronidazole MTZ 10 µg 50 Discs
9189	MUPIROCIN MUP 5 µg 250 Discs
9190	CEFTAZIDIME+CLAVULANIC ACID PXL 11 µg 250 Discs
9190/1	CEFTAZIDIME+CLAVULANIC ACID PXL 11 µg 50 Discs
9191	AMOXICILLIN-CLAVULANIC ACID AUG 3 µg 250 Discs
9191/1	AMOXICILLIN-CLAVULANIC ACID AUG 3 µg 50 Discs
9192	ROKITAMYCIN ROK 30 µg 250 Discs
9192/1	ROKITAMYCIN ROK 30 µg 50 Discs
9193	Phenylboronic acid BO 250 Discs
9193/1	Phenylboronic acid BO 50 Discs
9194	DIPICOLINIC ACID DP 250 Discs
9194/1	DIPICOLINIC ACID DP 50 Discs
9195	CEFTAZIDIME CPT 5 µg 250 Discs
9195/1	CEFTAZIDIME CPT 5 µg 50 Discs
9198	CEFTAZIDIME CPT 30 µg 250 Discs
9198/1	CEFTAZIDIME CPT 30 µg 50 Discs
9199	ERTAPENEM+CLOXACILLIN ET+CL 250 Discs
9199/1	ERTAPENEM+CLOXACILLIN ET+CL 50 Discs
9201	ORITAVANCIN ORI 25 µg 250 Discs
9201/1	ORITAVANCIN ORI 25 µg 50 Discs
9202	Ertapenem+Phenylboronic acid ET+BO 250 Discs
9202/1	Ertapenem+Phenylboronic acid ET+BO 50 Discs
9203	Cefotaxime+Clavulanic acid+Cloxacillin CTLC 250 Discs
9203/1	Cefotaxime+Clavulanic acid+Cloxacillin CTLC 50 Discs
9204	Ceftazidime+Clavulanic acid+Cloxacillin CALC 250 Discs
9204/1	Ceftazidime+Clavulanic acid+Cloxacillin CALC 50 Discs
9205	Ceftazidime-avibactam CZA 50 µg 250 Discs
9205/1	Ceftazidime-avibactam CZA 50 µg 50 Discs
9206	Ceftazidime-avibactam CZA 14 µg 250 Discs
9206/1	Ceftazidime-avibactam CZA 14 µg 50 Discs
9207	Ulifloxacin ULI 5 µg 250 Discs
9207/1	Ulifloxacin ULI 5 µg 50 Discs

91200	DISC DISPENSER 8 CARTRIDGES
91203	DISC DISPENSER 6 CARTRIDGES
92000	AMOX*/SULB 2/1 AXS 0.016-256* 30 MIC Tests
920000	AMOX*/SULB 2/1 AXS 0.016-256* 100 MIC Tests
92001	RIFAMPICIN RD 0.002-32 30 MIC Tests
920010	RIFAMPICIN RD 0.002-32 100 MIC Tests
920011	RIFAMPICIN RD 0.002-32 10 MIC Tests
92002	FUSIDIC ACID FU 0.016-256 30 MIC Tests
920020	FUSIDIC ACID FU 0.016-256 100 MIC Tests
920021	FUSIDIC ACID FU 0.016-256 10 MIC Tests
92003	AMPICILLIN AMP 0.016-256 30 MIC Tests
920030	AMPICILLIN AMP 0.016-256 100 MIC Tests
920031	AMPICILLIN AMP 0.016-256 10 MIC Tests
92004	POLYMYXIN B PB 0.064-1024 30 MIC Tests
920040	POLYMYXIN B PB 0.064-1024 100 MIC Tests
920041	POLYMYXIN B PB 0.064-1024 10 MIC Tests
92005	CEFPODOXIME PX 0.016-256 30 MIC Tests
920050	CEFPODOXIME PX 0.016-256 100 MIC Tests
920051	CEFPODOXIME PX 0.016-256 10 MIC Tests
92006	CEFOTAXIME CTX 0.016-256 30 MIC Tests
920060	CEFOTAXIME CTX 0.016-256 100 MIC Tests
920061	CEFOTAXIME CTX 0.016-256 10 MIC Tests
92007	CEFOTAXIME CTX 0.002-32 30 MIC Tests
920070	CEFOTAXIME CTX 0.002-32 100 MIC Tests
920071	CEFOTAXIME CTX 0.002-32 10 MIC Tests
92008	CEFTAZIDIME CR 0.016-256 30 MIC Tests
920080	CEFTAZIDIME CR 0.016-256 100 MIC Tests
920081	CEFTAZIDIME CR 0.016-256 10 MIC Tests
92009	GENTAMICIN CN 0.016-256 30 MIC Tests
920090	GENTAMICIN CN 0.016-256 100 MIC Tests
920091	GENTAMICIN CN 0.016-256 10 MIC Tests
92010	GENTAMICIN CN 0.064-1024 30 MIC Tests
920100	GENTAMICIN CN 0.064-1024 100 MIC Tests
920101	GENTAMICIN CN 0.064-1024 10 MIC Tests
92011	GATIFLOXACIN GAT 0.002-32 30 MIC Tests
920110	GATIFLOXACIN GAT 0.002-32 100 MIC Tests
920111	GATIFLOXACIN GAT 0.002-32 10 MIC Tests
92012	TEICoplanin TEC 0.016-256 30 MIC Tests
920120	TEICoplanin TEC 0.016-256 100 MIC Tests
920121	TEICoplanin TEC 0.016-256 10 MIC Tests
92013	ENROFLOXACIN ENR 0.002-32 30 MIC Tests
920130	ENROFLOXACIN ENR 0.002-32 100 MIC Tests
920131	ENROFLOXACIN ENR 0.002-32 10 MIC Tests
92014	SPECTINOMYCIN SPC 0.064-1024 30 MIC Tests
920140	SPECTINOMYCIN SPC 0.064-1024 100 MIC Tests
920141	SPECTINOMYCIN SPC 0.064-1024 10 MIC Tests
92015	OXACILLIN OX 0.016-256 30 MIC Tests
920150	OXACILLIN OX 0.016-256 100 MIC Tests
920151	OXACILLIN OX 0.016-256 10 MIC Tests
92016	CEFTIZOXIME CZX 0.016-256 30 MIC Tests
920160	CEFTIZOXIME CZX 0.016-256 100 MIC Tests
920161	CEFTIZOXIME CZX 0.016-256 10 MIC Tests
92017	MECILLINAM MEC 0.002-32 30 MIC Tests
920170	MECILLINAM MEC 0.002-32 100 MIC Tests
920171	MECILLINAM MEC 0.002-32 10 MIC Tests
92018	AMIKACIN AK 0.016-256 30 MIC Tests
920180	AMIKACIN AK 0.016-256 100 MIC Tests
920181	AMIKACIN AK 0.016-256 10 MIC Tests
92019	BACITRACIN BA 0.016-256 30 MIC Tests
920190	BACITRACIN BA 0.016-256 100 MIC Tests

PRODOTTI CE DI LIBERA VENDITA / FREE SALE CE PRODUCTS

Rev. 31.0 del 08.01.2016

920191	BACITRACIN BA 0.016-256 10 MIC Tests
92020	CEFOTETAN CTT 0.016-256 30 MIC Tests
920200	CEFOTETAN CTT 0.016-256 100 MIC Tests
920201	CEFOTETAN CTT 0.016-256 10 MIC Tests
92021	AMOXICILLIN AML 0.016-256 30 Tests
920210	AMOXICILLIN AML 0.016-256 100 MIC Tests
920211	AMOXICILLIN AML 0.016-256 10 MIC Tests
92022	NITROFURANTOIN F 0.032-512 30 MIC Tests
920220	NITROFURANTOIN F 0.032-512 100 MIC Tests
920221	NITROFURANTOIN F 0.032-512 10 MIC Tests
92023	CEFOB*/SULB 2/1 CPS 0.016-256* 30 MIC Tests
920230	CEFOB*/SULB 2/1 CPS 0.016-256* 100 MIC Tests
920231	CEFOB*/SULB 2/1 CPS 0.016-256* 10 MIC Tests
92024	AMOX*/CLAV 2/1 AMG 0.016-256* 30 MIC Tests
920240	AMOX*/CLAV 2/1 AMG 0.016-256* 100 MIC Tests
920241	AMOX*/CLAV 2/1 AMG 0.016-256* 10 MIC Tests
92025	RIFAMPICIN RD 0.016-256 30 MIC Tests
920250	RIFAMPICIN RD 0.016-256 100 MIC Tests
920251	RIFAMPICIN RD 0.016-256 10 MIC Tests
92026	QUIN-DALFOPRIST QDA 0.002-32 30 MIC Tests
920260	QUIN-DALFOPRIST QDA 0.002-32 100 MIC Tests
920261	QUIN-DALFOPRIST QDA 0.002-32 10 MIC Tests
92027	AMPIC*/SULB 2/1 AMS 0.016-256* 30 MIC Tests
920270	AMPIC*/SULB 2/1 AMS 0.016-256* 100 MIC Tests
920271	AMPIC*/SULB 2/1 AMS 0.016-256* 10 MIC Tests
92028	SULBACTAM SUL 0.016-256 30 MIC Tests
920280	SULBACTAM SUL 0.016-256 100 MIC Tests
920281	SULBACTAM SUL 0.016-256 10 MIC Tests
92029	TEMOCILLIN TMO 0.064-1024 30 MIC Tests
920290	TEMOCILLIN TMO 0.064-1024 100 MIC Tests
920291	TEMOCILLIN TMO 0.064-1024 10 MIC Tests
92030	AZITHROMYCIN AZM 0.016-256 30 MIC Tests
920300	AZITHROMYCIN AZM 0.016-256 100 MIC Tests
920301	AZITHROMYCIN AZM 0.016-256 10 MIC Tests
92031	SULFAMETOXAZOLE SMX 0.064-1024 30 MIC Tests
920310	SULFAMETOXAZOLE SMX 0.064-1024 100 MIC Tests
920311	SULFAMETOXAZOLE SMX 0.064-1024 10 MIC Tests
92032	MINOCYCLINE MN 0.016-256 30 MIC Tests
920320	MINOCYCLINE MN 0.016-256 100 MIC Tests
920321	MINOCYCLINE MN 0.016-256 10 MIC Tests
92033	AZTREONAM ATM 0.016-256 30 MIC Tests
920330	AZTREONAM ATM 0.016-256 100 MIC Tests
920331	AZTREONAM ATM 0.016-256 10 MIC Tests
92034	KANAMYCIN K 0.016-256 30 MIC Tests
920340	KANAMYCIN K 0.016-256 100 MIC Tests
920341	KANAMYCIN K 0.016-256 10 MIC Tests
92035	GEMIFLOXACIN GEM 0.002-32 30 MIC Tests
920350	GEMIFLOXACIN GEM 0.002-32 100 MIC Tests
920351	GEMIFLOXACIN GEM 0.002-32 10 MIC Tests
92036	CEFACLOR CEC 0,016-256 30 MIC Tests
920360	CEFACLOR CEC 0,016-256 100 MIC Tests
920361	CEFACLOR CEC 0,016-256 10 MIC Tests
92037	TRIMETHOPRIM TM 0.002-32 30 MIC Tests
920370	TRIMETHOPRIM TM 0.002-32 100 MIC Tests
920371	TRIMETHOPRIM TM 0.002-32 10 MIC Tests
92038	MUPIROCIN MUP 0.064-1024 30 MIC Tests
920380	MUPIROCIN MUP 0.064-1024 100 MIC Tests
920381	MUPIROCIN MUP 0.064-1024 10 MIC Tests
92039	CEPHALOTHIN KF 0.016-256 30 MIC Tests
920390	CEPHALOTHIN KF 0.016-256 100 MIC Tests

920391	CEPHALOTHIN KF 0.016-256 10 MIC Tests
92040	DORIPENEM DOR 0.002-32 30 MIC Tests
920400	DORIPENEM DOR 0.002-32 100 MIC Tests
920401	DORIPENEM DOR 0.002-32 10 MIC Tests
92041	Pefloxacin PEF 0.016-256 mg/L 30 MIC Tests
920410	Pefloxacin PEF 0.016-256 mg/L 100 MIC Tests
920411	Pefloxacin PEF 0.016-256 mg/L 10 MIC Tests
92042	CEFTRIAZONE CRO 0.016-256 30 MIC Tests
920420	CEFTRIAZONE CRO 0.016-256 100 MIC Tests
920421	CEFTRIAZONE CRO 0.016-256 10 MIC Tests
92043	CEFTRIAZONE CRO 0.002-32 30 MIC Tests
920430	CEFTRIAZONE CRO 0.002-32 100 MIC Tests
920431	CEFTRIAZONE CRO 0.002-32 10 MIC Tests
92044	CLOXACILLIN CX 0.016-256 30 MIC Tests
920440	CLOXACILLIN CX 0.016-256 100 MIC Tests
920441	CLOXACILLIN CX 0.016-256 10 MIC Tests
92045	CIPROFLOXACIN CIP 0.002-32 30 MIC Tests
920450	CIPROFLOXACIN CIP 0.002-32 100 MIC Tests
920451	CIPROFLOXACIN CIP 0.002-32 10 MIC Tests
92046	SPIRAMYCIN SP 0.002-32 30 MIC Tests
920460	SPIRAMYCIN SP 0.002-32 100 MIC Tests
920461	SPIRAMYCIN SP 0.002-32 10 MIC Tests
92048	CLARITHROMYCIN CLR 0.016-256 30 MIC Tests
920480	CLARITHROMYCIN CLR 0.016-256 100 MIC Tests
920481	CLARITHROMYCIN CLR 0.016-256 10 MIC Tests
92049	CEFTAROLINE CPT 0.016-256 30 MIC Test
920490	CEFTAROLINE CPT 0.016-256 100 MIC Test
920491	CEFTAROLINE CPT 0.016-256 10 MIC Test
92050	FOSMIDOMYCIN FOM 0.016-256 30 MIC Tests
920500	FOSMIDOMYCIN FOM 0.016-256 100 MIC Tests
920501	FOSMIDOMYCIN FOM 0.016-256 10 MIC Tests
92051	ERYTHROMYCIN E 0.016-256 30 MIC Tests
920510	ERYTHROMYCIN E 0.016-256 100 MIC Tests
920511	ERYTHROMYCIN E 0.016-256 10 MIC Tests
92052	TELAVANCIN TLV 0.002-32 30 MIC Tests
920520	TELAVANCIN TLV 0.002-32 100 MIC Tests
920521	TELAVANCIN TLV 0.002-32 10 MIC Tests
92053	TELAVANCIN TLV 0.016-256 30 MIC Tests
920530	TELAVANCIN TLV 0.016-256 100 MIC Tests
920531	TELAVANCIN TLV 0.016-256 10 MIC Tests
92054	IMIPENEM IMI 0.002-32 30 MIC Tests
920540	IMIPENEM IMI 0.002-32 100 MIC Tests
920541	IMIPENEM IMI 0.002-32 10 MIC Tests
92056	Ceftaroline CPT 0.002-32 30 MIC Tests
920560	Ceftaroline CPT 0.002-32 100 MIC Tests
920561	Ceftaroline CPT 0.002-32 10 MIC Tests
92057	VANCOMYCIN VA 0.016-256 30 MIC Tests
920570	VANCOMYCIN VA 0.016-256 100 MIC Tests
920571	VANCOMYCIN VA 0.016-256 10 MIC Tests
92058	CEFTIBUTEN CTB 0.002-32 30 MIC Tests
920580	CEFTIBUTEN CTB 0.002-32 100 MIC Tests
920581	CEFTIBUTEN CTB 0.002-32 10 MIC Tests
92060	CEFIXIME CFM 0,016-256 30 MIC Tests
920600	CEFIXIME CFM 0,016-256 100 MIC Tests
920601	CEFIXIME CFM 0,016-256 10 MIC Tests
92066	CEFOXITIN FOX 0.016-256 30 MIC Tests
920660	CEFOXITIN FOX 0.016-256 100 MIC Tests
920661	CEFOXITIN FOX 0.016-256 10 MIC Tests
92072	CLINDAMYCIN CD 0.016-256 30 MIC Tests
920720	CLINDAMYCIN CD 0.016-256 100 MIC Tests

PRODOTTI CE DI LIBERA VENDITA / FREE SALE CE PRODUCTS

Rev. 31.0 del 08.01.2016

920721	CLINDAMYCIN CD 0,016-256 10 MIC Tests
92075	CHLORAMPHENICOL C 0,016-256 30 MIC Tests
920750	CHLORAMPHENICOL C 0,016-256 100 MIC Tests
920751	CHLORAMPHENICOL C 0,016-256 10 MIC Tests
92078	FOSFOMYCIN FOS 0,016-256 30 MIC Tests
920780	FOSFOMYCIN FOS 0,016-256 100 MIC Tests
920781	FOSFOMYCIN FOS 0,016-256 10 MIC Tests
92079	FOSFOMYCIN FOS 0,064-1024 30 MIC Tests
920790	FOSFOMYCIN FOS 0,064-1024 100 MIC Tests
920791	FOSFOMYCIN FOS 0,064-1024 10 MIC Tests
92081	LEVOFLOXACIN LEV 0.002-32 30 MIC Tests
920810	LEVOFLOXACIN LEV 0.002-32 100 MIC Tests
920811	LEVOFLOXACIN LEV 0.002-32 10 MIC Tests
92084	MEROPENEM MRP 0.002-32 30 MIC Tests
920840	MEROPENEM MRP 0.002-32 100 MIC Tests
920841	MEROPENEM MRP 0.002-32 10 MIC Tests
92087	METRONIDAZOLE MTZ 0.016-256 30 MIC Tests
920870	METRONIDAZOLE MTZ 0.016-256 100 MIC Tests
920871	METRONIDAZOLE MTZ 0.016-256 10 MIC Tests
92090	MOXIFLOXACIN MXF 0,002-32 30 MIC Tests
920900	MOXIFLOXACIN MXF 0,002-32 100 MIC Tests
920901	MOXIFLOXACIN MXF 0,002-32 10 MIC Tests
92093	NETILMICIN NET 0.016-256 30 MIC Tests
920930	NETILMICIN NET 0.016-256 100 MIC Tests
920931	NETILMICIN NET 0.016-256 10 MIC Tests
92096	NORFLOXACIN NOR 0.016-256 30 MIC Tests
920960	NORFLOXACIN NOR 0.016-256 100 MIC Tests
920961	NORFLOXACIN NOR 0.016-256 10 MIC Tests
92099	OFLOXACIN OFX 0.002-32 30 MIC Tests
920990	OFLOXACIN OFX 0.002-32 100 MIC Tests
920991	OFLOXACIN OFX 0.002-32 10 MIC Tests
92102	PENICILLIN G P 0.016-256 30 MIC Tests
921020	PENICILLIN G P 0.016-256 100 MIC Tests
921021	PENICILLIN G P 0.016-256 10 MIC Tests
92103	PENICILLIN G P 0.002-32 30 MIC Tests
921030	PENICILLIN G P 0.002-32 100 MIC Tests
921031	PENICILLIN G P 0.002-32 10 MIC Tests
92105	PIPERACILLIN PIP 0.016-256 30 MIC Tests
921050	PIPERACILLIN PIP 0.016-256 100 MIC Tests
921051	PIPERACILLIN PIP 0.016-256 10 MIC Tests
92108	PIPERAC*/TAZOB TZP 0.016-256* 30 MIC Tests
921080	PIPERAC*/TAZOB TZP 0.016-256* 100 MIC Tests
921081	PIPERAC*/TAZOB TZP 0.016-256* 10 MIC Tests
92111	STREPTOMYCIN S 0.064-1024 30 Tests
921110	STREPTOMYCIN S 0.064-1024 100 MIC Tests
921111	STREPTOMYCIN S 0.064-1024 10 MIC Tests
92112	Streptomycin S 0.016-256 mg/L 30 Tests
921120	Streptomycin S 0.016-256 mg/L 100 MIC Tests
921121	Streptomycin S 0.016-256 mg/L 10 MIC Tests
92114	TETRACYCLINE TE 0.016-25 30 MIC Tests
921140	TETRACYCLINE TE 0.016-25 100 MIC Tests
921141	TETRACYCLINE TE 0.016-25 10 MIC Tests
92117	TICARC*/CLAV TTC 0,016-256* 30MICTests
921170	TICARC*/CLAV TTC 0,016-256* 100 MIC Test
921171	TICARC*/CLAV TTC 0,016-256* 10 MIC Test
92120	TOBRAMYCIN TOB 0,064-1024 30 MIC Tests
921200	TOBRAMYCIN TOB 0,064-1024 100 MIC Tests
921201	TOBRAMYCIN TOB 0,064-1024 10 MIC Tests
92121	TOBRAMYCIN TOB 0,016-256 30 Tests
921210	TOBRAMYCIN TOB 0,016-256 100 Tests

921211	TOBRAMYCIN TOB 0,016-256 10 Tests
92123	TRIM*/SULFAM SXT 0,002-32 30 MIC Tests
921230	TRIM*/SULFAM SXT 0,002-32 100 MIC Tests
921231	TRIM*/SULFAM SXT 0,002-32 10 MIC Tests
92126	CEFEPIME FEP 0.016-256 30 MIC Tests
921260	CEFEPIME FEP 0.016-256 100 MIC Tests
921261	CEFEPIME FEP 0.016-256 10 MIC Tests
92127	CEFEPIME FEP 0.002-32 µg/ml 30 MIC Tests
921270	CEFEPIME FEP 0.002-32 µg/ml 100 MIC Tests
921271	CEFEPIME FEP 0.002-32 µg/ml 10 MIC Tests
92129	CEFUROXIME CXM 0.016-256 30 MIC Tests
921290	CEFUROXIME CXM 0.016-256 100 MIC Tests
921291	CEFUROXIME CXM 0.016-256 10 MIC Tests
92132	NALIDIXIC ACID NA 0,016-256 30 MIC Tests
921320	NALIDIXIC ACID NA 0,016-256 100 MIC Tests
921321	NALIDIXIC ACID NA 0,016-256 10 MIC Tests
92135	LINEZOLID LNZ 0.016-256 30 MIC Tests
921350	LINEZOLID LNZ 0.016-256 100 MIC Tests
921351	LINEZOLID LNZ 0.016-256 10 MIC Tests
92136	TEDIZOLID TZD 0.002-32 30 MIC Tests
921360	TEDIZOLID TZD 0.002-32 100 MIC Tests
921361	TEDIZOLID TZD 0.002-32 10 MIC Tests
92137	Dalbavancin DAL 0.002-32 30 MIC Tests
921370	Dalbavancin DAL 0.002-32 100 MIC Tests
921371	Dalbavancin DAL 0.002-32 10 MIC Tests
92138	CEFTAZIDIME CAZ 0.016-256 30 MIC Tests
921380	CEFTAZIDIME CAZ 0.016-256 100 MIC Tests
921381	CEFTAZIDIME CAZ 0.016-256 10 MIC Tests
92140	Ceftobiprole BPR 0.002-32 mg/L 30 MIC Tests
921400	Ceftobiprole BPR 0.002-32 mg/L 100 MIC Tests
921401	Ceftobiprole BPR 0.002-32 mg/L 10 MIC Tests
92141	COLISTIN CS 0.016-256 30 MIC Tests
921410	COLISTIN CS 0.016-256 100 MIC Tests
921411	COLISTIN CS 0.016-256 10 MIC Tests
92142	COLISTIN CS 0.064-1024 30 MIC Tests
921420	COLISTIN CS 0.064-1024 100 MIC Tests
921421	COLISTIN CS 0.064-1024 10 MIC Tests
92144	TIGECYCLIN TGC 0.016-256 30 MIC Tests
921440	TIGECYCLIN TGC 0.016-256 100 MIC Tests
921441	TIGECYCLIN TGC 0.016-256 10 MIC Tests
92145	DAPTOMYCIN DAP 0.016-256 30 MIC Tests
921450	DAPTOMYCIN DAP 0.016-256 100 MIC Tests
921451	DAPTOMYCIN DAP 0.016-256 10 MIC Tests
92146	Ceftolozane*-tazobactam C/T 0.016-256* mg/L 30 MIC Tests
921460	Ceftolozane*-tazobactam C/T 0.016-256* mg/L 100 MIC Tests
921461	Ceftolozane*-tazobactam C/T 0.016-256* mg/L 10 MIC Tests
92147	FLUCONAZOLE FLU 0.016-256 30 MIC Tests
921470	FLUCONAZOLE FLU 0.016-256 100 MIC Tests
921471	FLUCONAZOLE FLU 0.016-256 10 MIC Tests
92148	ITRACONAZOLE ITC 0.002-32 30 MIC Tests
921480	ITRACONAZOLE ITC 0.002-32 100 MIC Tests
921481	ITRACONAZOLE ITC 0.002-32 10 MIC Tests
92149	FLUCYTOSIN FC 0.002-32 30 MIC Tests
921490	FLUCYTOSIN FC 0.002-32 100 MIC Tests
921491	FLUCYTOSIN FC 0.002-32 10 MIC Tests
92150	VORICONAZOLE VO 0.002-32 30 MIC Tests
921500	VORICONAZOLE VO 0.002-32 100 MIC Tests
921501	VORICONAZOLE VO 0.002-32 10 MIC Tests
92151	KETOCONAZOLE KE 0.002-32 30 MIC Tests

PRODOTTI CE DI LIBERA VENDITA / FREE SALE CE PRODUCTS

Rev. 31.0 del 08.01.2016

921510	KETOCONAZOLE KE 0.002-32 100 MIC Tests
921511	KETOCONAZOLE KE 0.002-32 10 MIC Tests
92152	POSACONAZOLE POS 0,002-32 30 MIC Tests
921520	POSACONAZOLE POS 0,002-32 100 MIC Tests
921521	POSACONAZOLE POS 0,002-32 10 MIC Tests
92153	AMPHOTERICIN B AMB 0,002-32 30 MIC Tests
921530	AMPHOTERICIN B AMB 0,002-32 100 MIC Tests
921531	AMPHOTERICIN B AMB 0,002-32 10 MIC Tests
92154	CASPOFUNGIN CAS 0,002-32 30 MIC Tests
921540	CASPOFUNGIN CAS 0,002-32 100 MIC Tests
921541	CASPOFUNGIN CAS 0,002-32 10 MIC Tests
92155	ANIDULAFUNGIN AND 0.002-32 30 MIC Tests
921550	ANIDULAFUNGIN AND 0.002-32 100 MIC Tests
921551	ANIDULAFUNGIN AND 0.002-32 10 MIC Tests
92156	DOXYCYCLINE DXT 0,016-256 30 MIC Tests
921560	DOXYCYCLINE DXT 0,016-256 100 MIC Tests
921561	DOXYCYCLINE DXT 0,016-256 10 MIC Tests
92157	ERTAPENEM ETP 0,002-32 30 MIC Tests
921570	ERTAPENEM ETP 0,002-32 100 MIC Tests
921571	ERTAPENEM ETP 0,002-32 10 MIC Tests
92159	CEFTAZ/CEFTAZ+CLAV. CAZ/CAL MIC 30 Tests
921590	CEFTAZ/CEFTAZ+CLAV. CAZ/CAL MIC 100 Tests
921591	CEFTAZ/CEFTAZ+CLAV. CAZ/CAL MIC 10 Tests
92160	CEFOT./CEFOT.+ CLAV. CTX/CTL 30 MIC Tests
921600	CEFOT./CEFOT.+ CLAV. CTX/CTL 100 MIC Tests
921601	CEFOT./CEFOT.+ CLAV. CTX/CTL 10 MIC Tests
92161	CEFEP./CEFEP.+CLAV. FEP/FEL 30 MIC Tests
921610	CEFEP./CEFEP.+CLAV. FEP/FEL 100 MIC Tests
921611	CEFEP./CEFEP.+CLAV. FEP/FEL 10 MIC Tests
92162	IMIPEN./IMIP.+ EDTA IMI/IMD 30 MIC Tests
921620	IMIPEN./IMIP.+ EDTA IMI/IMD 100 MIC Tests
921621	IMIPEN./IMIP.+ EDTA IMI/IMD 10 MIC Tests
92163	VANCOM/TEICOPLANINA VA/TEC 30 MIC Tests
921630	VANCOM/TEICOPLANINA VA/TEC 100 MIC Tests
921631	VANCOM/TEICOPLANINA VA/TEC 10 MIC Tests
92164	CEFOT/CEFOT+CLOX CTT/CXT0,5-32/0,5-32 30 MIC Tests
921640	CEFOT/CEFOT+CLOX CTT/CXT 0,5-32/0,5-32 100 MIC Tests
921641	CEFOT/CEFOT+CLOX CTT/CXT 0,5-32/0,5-32 10 MIC Tests
92165	MEROPENEM/MEROPENEM + EDTA MRP/MRD 0.125-8/0.032-2 µg/ml 30 MIC Tests
921650	MEROPENEM/MEROPENEM + EDTA MRP/MRD 0.125-8/0.032-2 µg/ml 100 MIC Tests
921651	MEROPENEM/MEROPENEM + EDTA MRP/MRD 0.125-8/0.032-2 µg/ml 10 MIC Tests
92166	IMIPEN/IMIP+EDTA IMI/IMD 0.125-8/0.032-2 30 MIC Tests
921660	IMIPEN/IMIP+EDTA IMI/IMD 0.125-8/0.032-2 100 MIC Tests
921661	IMIPEN/IMIP+EDTA IMI/IMD 0.125-8/0.032-2 10 MIC Tests
92167	MEROPENEM / MEROPENEM + PHENYLBORONIC ACID MRP/MBO 0.125-8 / 0.032-2 30 MIC Tests
921670	MEROPENEM / MEROPENEM + PHENYLBORONIC ACID MRP/MBO 0.125-8 / 0.032-2 100 MIC Tests
921671	MEROPENEM / MEROPENEM + PHENYLBORONIC ACID MRP/MBO 0.125-8 / 0.032-2 10 MIC Tests
92168	ERTAPENEM / ERTAPENEM + PHENYLBORONIC ACID ETP/EBO 0.125-8 / 0.032-2 30 MIC Tests
921680	ERTAPENEM / ERTAPENEM + PHENYLBORONIC ACID ETP/EBO 0.125-8 / 0.032-2 100 MIC Tests
921681	ERTAPENEM / ERTAPENEM + PHENYLBORONIC ACID ETP/EBO 0.125-8 / 0.032-2 10 MIC Tests
92169	ERTAP/ERTAP+CLOXACILLIN ETP/ECX 0.125-8/0.032-2 30 MIC Tests
921690	ERTAP/ERTAP+CLOXACILLIN ETP/ECX 0.125-8/0.032-2 100 MIC Tests
921691	ERTAP/ERTAP+CLOXACILLIN ETP/ECX 0.125-8/0.032-2 10 MIC Tests

92170	ETHAMBUTOL EB 0.016-256 30 MIC Tests
921700	ETHAMBUTOL EB 0.016-256 100 MIC Tests
921701	ETHAMBUTOL EB 0.016-256 10 MIC Tests
92171	ISONIAZIDE IZ 0.016-256 30 MIC Tests
921710	ISONIAZIDE IZ 0.016-256 100 MIC Tests
921711	ISONIAZIDE IZ 0.016-256 10 MIC Tests
92172	ETHIONAMIDE ET 0.016-256 30 MIC Tests
921720	ETHIONAMIDE ET 0.016-256 100 MIC Tests
921721	ETHIONAMIDE ET 0.016-256 10 MIC Tests
92173	AZTREONAM ATM 0.064-1024 30 MIC Tests
921730	AZTREONAM ATM 0.064-1024 100 MIC Tests
921731	AZTREONAM ATM 0.064-1024 10 MIC Tests
92174	CEFAZOLIN KZ 0.016-256 30 MIC Tests
921740	CEFAZOLIN KZ 0.016-256 100 MIC Tests
921741	CEFAZOLIN KZ 0.016-256 10 MIC Tests
92180	AMOX*/CLAV 2 µg/mL AMC 0.016-256* 30 MIC Tests
921800	AMOX*/CLAV 2 µg/mL AMC 0.016-256* 100 MIC Tests
921801	AMOX*/CLAV 2 µg/mL AMC 0.016-256* 10 MIC Tests
92181	AMPIC*/SULB 4 µg/mL SAM 0.016-256* 30 MIC Tests
921810	AMPIC*/SULB 4 µg/mL SAM 0.016-256* 100 MIC Tests
921811	AMPIC*/SULB 4 µg/mL SAM 0.016-256* 10 MIC Tests
92182	MICAFUNGIN MYC 0,002-32 30 MIC Tests
921820	MICAFUNGIN MYC 0,002-32 100 MIC Tests
921821	MICAFUNGIN MYC 0,002-32 10 MIC Tests
92183	Ticarcillin TC 0.016-256 mg/L 30 MIC Tests
921830	Ticarcillin TC 0.016-256 mg/L 100 MIC Tests
921831	Ticarcillin TC 0.016-256 mg/L 10 MIC Tests
92184	Isavuconazole IVU 0.002-32 mg/L 30 MIC Tests
921840	Isavuconazole IVU 0.002-32 mg/L 100 MIC Tests
921841	Isavuconazole IVU 0.002-32 mg/L 10 MIC Tests
92200	Tiamulin TIA 0.002-32 30 MIC Tests
922000	Tiamulin TIA 0.002-32 100 MIC Tests
922001	Tiamulin TIA 0.002-32 10 MIC Tests
92201	TILMICOSIN TIL 0.002-32 30 MIC Tests
922010	TILMICOSIN TIL 0.002-32 100 MIC Tests
922011	TILMICOSIN TIL 0.002-32 10 MIC Tests
93001	EASY RID h-IgG
93002	EASY RID h-IgA
93003	EASY RID h-IgM
93004	EASY RID h-C3c
93005	EASY RID h-C4
93006	EASY RID h-Transferrin
93007	EASY RID h-Albumin
93008	EASY RID h-Apolipoprotein A1
93009	EASY RID h-Apolipoprotein B
93010	EASY RID h-Alfa 1 Acid Glicoprotein
93011	EASY RID h-Fibrinogen
93012	EASY RID h-Antitrombin III
93013	EASY RID h-Ig Light Chain K
93014	EASY RID h-Ig Light Chain Lambda
93015	Anti h-alfa 1 Antitrypsin
93016	Anti h-Ceruloplasmin
93018	Anti h-Haptoglobin
93104	Multiplate h-IgG/IgA/IgM
93106	MULTIPLATE h-C3c/C4
93110	MULTIPLATE h-Apo A1/Apo B
93115	MULTIPLATE h-Kappa Chain/Lambda Chain
93201	BENCE JONES TEST
940010	RID CONTROL SERUM
9501	OPTOCHINE OPT 100 Discs

PRODOTTI CE DI LIBERA VENDITA / FREE SALE CE PRODUCTS

Rev. 31.0 del 08.01.2016

9502	Bacitracin Test 100 Discs
9503	X FACTOR TEST 100 Discs
9504	V FACTOR TEST 100 Discs
9505	V+X FACTOR TEST 100 Discs
9508	METRONIDAZOLE TEST 100 Discs
9511	SULPHONAMIDE TEST 100 Discs
95200	ANAEROBES
95210	ENTEROCOCCI
95220	ENTEROBACTERIA 1
95230	ENTEROBACTERIA URINE
95240	ENTEROBACTERIA 2
95250	PSEUDOMONAS
95260	STAPH
95270	ACINETOBACTER
95280	YEASTS
95290	Strepto
95380	ENTEROBACTERIA
95390	PSEUDOMONAS ACINETOBACTER
95400	ENTEROCOCCI
95410	ANAEROBES
95420	STAPH/STREP
95430	ENTEROBACTERIA URINE
95440	ENTEROBACTERIA FROM URINE AND OTHER SAMPLE
95500	YEASTS
9555	MT-HAEMOPHILUS
9562	URIN-2
9563	MICE
9564	KGL I (Gram + ve) 1 x 100 Test
9565	KGL II (Gram - ve) 1 x 100 Test
9566	KGL III 100 Test
9567	MULTODISC A
9568	MULTODISC B
9569	MULTODISC C
9570	MULTODISC D
9571	MULTODISC A (100 Pz) (Tender106/2003)
9573	MULTODISC C (100 Pz) (Tender106/2003)
9574	MULTODISC D (100 Pz) (Tender106/2003)
9575	URINE RING (Tender238/2006)
9576	PSEUDOMONAS RING (Tender238/2006)
9577	GRAM NEGATIVE RING (Tender238/2006)
9578	GRAM POSITIVE RING (Tender238/2006)
96001	SALMONELLA TYPHI H 20 ml
96002	SALMONELLA TYPHI O 20 ml
96003	SALMONELLA PARATYPHI AH 20 ml
96004	SALMONELLA PARATYPHI AO 20 ml
96005	SALMONELLA PARATYPHI BH 20 ml
96006	SALMONELLA PARATYPHI BO 20 ml
96007	BRUCELLA TOTALE 20 ml
96008	BRUCELLA ABORTUS 20 ml
96009	SALMONELLA TYPHI TOTALE 20 ml CE
96010	SALMONELLA PARATYPHI A TOTALE 20 ml
96011	PROTEUS OX2 20 ml
96012	PROTEUS OXK 20 ml
96013	PROTEUS OX19 20 ml
96015	FEBRILE MULTITEST KIT
96016	STREP-CHECK KIT
96017	STAPH LATEX KIT
96018	SALMONELLA PARATYPHI B TOTALE 20 ml
96019	SALMONELLA PARATYPHI CH 20 ml
96020	SALMONELLA PARATYPHI CO 20 ml

96021	SALMONELLA PARATYPHI C TOTALE 20 ml
96022	BRUCELLA MELITENSIS 20 ml
96023	BRUCELLA SUIS 20 ml
96031	SALMONELLA TYPHI H SLIDE 5 ml
96032	SALMONELLA TYPHI O SLIDE 5 ml
96033	SALMONELLA TYPHI TOTALE 5 ml SLIDE
96034	SALMONELLA PARATYPHI AH SLIDE 5 ml
96035	SALMONELLA PARATYPHI AO 5 ml SLIDE
96036	SALMONELLA PARATYPHI A TOTALE 5ml SLIDE
96037	SALMONELLA PARATYPHI BH 5 ml SLIDE
96038	SALMONELLA PARATYPHI BO 5 ml SLIDE
96039	SALMONELLA PARATYPHI B TOTALE 5ml SLIDE
96040	SALMONELLA PARATYPHI CH 5 ml SLIDE
96041	SALMONELLA PARATYPHI CO 5 ml SLIDE
96042	SALMONELLA PARATYPHI C TOTALE 5 ml SLIDE
96043	BRUCELLA TOTALE SLIDE 5 ml SLIDE
96044	BRUCELLA ABORTUS 5 ml SLIDE
96045	BRUCELLA MELITENSIS SLIDE 5 ml
96046	BRUCELLA BENGAL ROSE SLIDE 5 ml
96047	PROTEUS OX2 5 ml SLIDE
96048	PROTEUS OX19 5 ml SLIDE
96049	PROTEUS OXK 5 ml SLIDE
96093	CONTROLLO NEGATIVO/NEGATIVE CONTROL 0.5ml
96096	POSITIVE CONTROL FOR SALMONELLA 0.5ml
96097	POSITIVE CONTROL FOR PROTEUS 0.5ml
96098	POSITIVE CONTROL FOR BRUCELLA 0.5ml
96142	Legionella Latex Kit
96143	CAMPYLOBACTER LATEX KIT
96144	CLOSTRIDIUM DIFFICILE LATEX KIT
96148	SHIGELLA ANTISERUM
96150	E. COLI O157 LATEX KIT
96151	SALMONELLA LATEX KIT
96153	STREPTO B LATEX KIT
96154	STREPTO A LATEX KIT
96155	BENCE JONES LATEX TEST
96316	Clostridium difficile GDH Card
96317	Clostridium Difficile Toxin A+B Card
96318	Giardia Card
96319	Listeria Monocytogenes Card
96320	Salmonella Ag Card
96321	O157 E.coli Card
96401	ONE STEP AMP DRMG SCREEN 20 CARDS
96404	ONE STEP COC DRMG SCREEN
96405	ONE STEP THC DRMG SCREEN
96406	ONE STEP M-AMP DRMG SCREEN 20 CARDS ONE STEP BRUPRENORPHINE DRMG SCREEN 20 CARDS
96411	
96415/20	FECAL OCCULT BLOOD CARD
96418	STREPTO A CARD 30 CARDS
96441	Gonorrhea Ag Card
96442	Gardnerella Vaginalis Card
96443	Trichomonas Vaginalis Card
96444	B.J. Free Kappa/Lambda Dipstick
96455	H.PYLORI CARD 20 CARD
96460	HCG URINE/SERUM CARD 50 CARD
96461	HCG URINE/SERUM CARD 100 CARD
96462	MICROALBUMIN CARD URINE 20 Cards
96465	AFP -ALFA FETO CARD 20 CARDS
96468	TUBERCOLOSI CARD 20 CARDS
96480	IgE TOTAL CARD
96485	CEA CARD 20 Cards

PRODOTTI CE DI LIBERA VENDITA / FREE SALE CE PRODUCTS

Rev. 31.0 del 08.01.2016

96487	MYOGLOBIN
96488	TROPONIN 20 CARDS
96490	FERRITIN CARD
96495	SIFILIDE CARD 20 CARDS
96498	IM MONONUCLEOSIS INFECTION 20 CARDS
96590	URINE STRIP
96900	GIOTTO READER
96909	BIOMIC V3
96914	BIOMIC V3 AST
96915	BIOMIC V3 ID
96916	BIOMIC V3 CC
96919	AST Software
96931	ID Software
96932	CC Software
96933	Micropiastre 96 pozzetti Software

97800	ROTASTICK ONE STEP KIT 20 Tests
97801	RSV STICK ONE STEP 20 Tests
97802	ROTA/ADENO COMBI STICK ONE STEP 20 Tests
97803	H.PYLORI FECAL Ag ONE STEP 20 Tests
97805	STREP B STICK ONE STEP ASSAY 20 Tests
97807	ADENOSTICK ONE STEP ASSAY 20 Tests
9999	Blank Discs
99003	KPC&MBL disc kit (acc. to EUCAST)
99004	ESBL disc kit (acc. to EUCAST)
99005	ESBL disc kit (acc. to CLSI)
99006	ESBL (Chromos. Ind. AmpC) disc kit (acc. to EUCAST)
99007	KPC&MBL&OXA-48 disc kit (acc. to EUCAST)
99008	ESBL+AmpC screen disc kit
99009	AmpC disc kit

Direttore Tecnico/ Technical Director
Dr.Silvio Brocco



CERTIFICAT

CERTIFICADO

СЕРТИФИКАТ

認證證書

CERTIFICATE

ZERTIFIKAT



Italia

CERTIFICATO

Nr. 50 100 11497 Rev.005

SI ATTESTA CHE / THIS IS TO CERTIFY THAT

IL SISTEMA DI GESTIONE PER LA QUALITÀ DI
THE QUALITY MANAGEMENT SYSTEM OF

LIOFILCHEM S.r.l.

SEDE LEGALE:
REGISTERED OFFICE:

**VIA SCOZIA - ZONA INDUSTRIALE
IT - 64026 ROSETO DEGLI ABRUZZI (TE)**

SEDI OPERATIVE: VEDI ALLEGATO 1 / OPERATIONAL SITES: SEE ANNEX 1

È CONFORME AI REQUISITI DELLA NORMA
HAS BEEN FOUND TO COMPLY WITH THE REQUIREMENTS OF

UNI EN ISO 9001:2015

QUESTO CERTIFICATO È VALIDO PER IL SEGUENTE CAMPO DI APPLICAZIONE
THIS CERTIFICATE IS VALID FOR THE FOLLOWING SCOPE OF APPLICATION

Progettazione e sviluppo, produzione e vendita di dispositivi medico diagnostici in-vitro: terreni di coltura per microbiologia, sistemi di identificazione e antibiogramma, strip per determinazione della Minima Concentrazione Inibente, dischetti antibiotici, kit per la determinazione di plasmaproteine. Distribuzione di altri dispositivi medico diagnostici in-vitro (IAF 12, 29)

Design and development, production and sales of in-vitro diagnostic medical devices: culture media for microbiology, identification and susceptibility testing systems, Minimum Inhibitory Concentration test strips, antibiotic discs, kits for plasma protein determination. Distribution of other in-vitro diagnostic medical devices (IAF 12, 29)



SGQ N° 049A

Membro degli Accordi di Mutuo Riconoscimento
EA, IAF e ILAC
Signatory of EA, IAF and ILAC Mutual
Recognition Agreements

Per l'Organismo di Certificazione
For the Certification Body
TÜV Italia S.r.l.

Validità / Validity

Dal / From: **2022-02-11**

Al / To: **2025-02-10**

Francesco Scarlata

Direttore Divisione Business Assurance
Business Assurance Division Manager

Data emissione /
Issuing Date

2022-01-26

PRIMA CERTIFICAZIONE / FIRST CERTIFICATION: 2012-09-25

DATA DI SCADENZA DELL'ULTIMO CICLO DI CERTIFICAZIONE: 2022-02-10
EXPIRATION DATE OF THE LAST CERTIFICATION CYCLE: 2022-02-10

"LA VALIDITÀ DEL PRESENTE CERTIFICATO È SUBORDINATA A SORVEGLIANZA PERIODICA A 12 MESI E AL RIESAME COMPLETO DEL SISTEMA DI GESTIONE AZIENDALE CON PERIODICITÀ TRIENNALE"
"THE VALIDITY OF THE PRESENT CERTIFICATE DEPENDS ON THE ANNUAL SURVEILLANCE EVERY 12 MONTHS AND ON THE COMPLETE REVIEW OF COMPANY'S MANAGEMENT SYSTEM AFTER THREE-YEARS"



Italia

ALLEGATO 1 AL CERTIFICATO NR 50 100 11497 Rev.005
ANNEX 1 TO CERTIFICATE NO 50 100 11497 Rev.005
 pagina 1 di 1 / page 1 of 1

IL CERTIFICATO NR 50 100 11497 Rev.005 COPRE ANCHE LE SEGUENTI SEDI OPERATIVE:
 THE CERTIFICATE N 50 100 11497 Rev.005 COVERS ALSO THE FOLLOWING OFFICES:

LIOFILCHEM S.r.l.

VIA SCOZIA - ZONA INDUSTRIALE IT - 64026 ROSETO DEGLI ABRUZZI (TE)

Progettazione e sviluppo, produzione e commercializzazione di dispositivi medico diagnostici in-vitro: terreni di coltura per batteriologia, sistemi di identificazione e antibiogramma, kit per la determinazione di plasmaproteine

Production and sales of in-vitro diagnostic medical devices: dehydrated and ready-to-use culture media for microbiology

VIA URUGUAY IT - 64026 ROSETO DEGLI ABRUZZI (TE)

Progettazione e sviluppo, produzione e vendita di dispositivi medico diagnostici in-vitro: terreni di coltura pronti per microbiologia, reagenti e supplementi, sistemi di identificazione e antibiogramma, strip per determinazione della Minima Concentrazione Inibente, dischetti antibiotici, kit per la determinazione di plasmaproteine. Distribuzione di altri dispositivi medico diagnostici in-vitro. Progettazione e sviluppo e commercializzazione di terreni di coltura disidratati per microbiologia

Design and development, production and sales of in-vitro: diagnostic medical devices: ready-to-use culture media for microbiology, reagents and supplements, microbial identification and antimicrobial susceptibility testing systems, Minimum Inhibitory Concentration test strips, antibiotic discs, plasma protein determination kits. Distribution of other in-vitro diagnostic medical devices. Design and development and distribution of dehydrated culture media for microbiology



SGQ N° 049A

Membro degli Accordi di Mutuo Riconoscimento
 EA, IAF e ILAC
 Signatory of EA, IAF and ILAC Mutual
 Recognition Agreements

Per l'Organismo di Certificazione
 For the Certification Body
TÜV Italia S.r.l.

Validità / Validity
 Dal / From: **2022-02-11**
 Al / To: **2025-02-10**

Francesco Scarlata

Direttore Divisione Business Assurance
 Business Assurance Division Manager

Data emissione /
 Issuing Date

2022-01-26

PRIMA CERTIFICAZIONE / FIRST CERTIFICATION: 2012-09-25

DATA DI SCADENZA DELL'ULTIMO CICLO DI CERTIFICAZIONE: 2022-02-10
 EXPIRATION DATE OF THE LAST CERTIFICATION CYCLE: 2022-02-10

"LA VALIDITÀ DEL PRESENTE CERTIFICATO È SUBORDINATA A SORVEGLIANZA PERIODICA A 12 MESI E AL RIESAME COMPLETO DEL SISTEMA DI GESTIONE AZIENDALE CON PERIODICITÀ TRIENNALE"
 "THE VALIDITY OF THE PRESENT CERTIFICATE DEPENDS ON THE ANNUAL SURVEILLANCE EVERY 12 MONTHS AND ON THE COMPLETE REVIEW OF COMPANY'S MANAGEMENT SYSTEM AFTER THREE-YEARS"



Certificate

No. Q5 071067 0006 Rev. 02

Holder of Certificate: **Liofilchem S.r.l.**
Via Scozia
64026 Roseto degli Abruzzi (TE)
ITALY

Certification Mark:



Scope of Certificate: **Design and development, production and sales of in-vitro diagnostic medical devices: culture media for microbiology, identification and susceptibility testing systems, Minimum Inhibitory Concentration test strips, antibiotic discs, kits for plasma protein determination. Distribution of other in-vitro diagnostic medical devices.**

The Certification Body of TÜV SÜD Product Service GmbH certifies that the company mentioned above has established and is maintaining a quality management system, which meets the requirements of the listed standard(s). All applicable requirements of the testing and certification regulation of TÜV SÜD Group have to be complied with. For details and certificate validity see: www.tuvsud.com/ps-cert?q=cert:Q5 071067 0006 Rev. 02

Report No.: ITA 1775694

Valid from: 2021-12-19

Valid until: 2024-12-18

Date, 2021-12-10

Christoph Dicks

Head of Certification/Notified Body

Certificate

No. Q5 071067 0006 Rev. 02

Applied Standard(s): EN ISO 13485:2016
Medical devices - Quality management systems -
Requirements for regulatory purposes
(ISO 13485:2016)
DIN EN ISO 13485:2016

Facility(ies): Liofilchem S.r.l.
Via Scozia, 64026 Roseto degli Abruzzi (TE), ITALY

Production and sales of in-vitro diagnostic medical devices:
dehydrated and ready-to-use culture media for microbiology.

Liofilchem S.r.l.
Via Uruguay, 64026 Roseto degli Abruzzi (TE), ITALY

Design and development, production and sales of in-
vitro:diagnostic medical devices: ready-to-use culture media for
microbiology, reagents and supplements, microbial identification
and antimicrobial susceptibility testing systems, Minimum Inhibitory
Concentration test strips, antibiotic discs, plasma protein
determination kits. Distribution of other in-vitro diagnostic medical
devices. Design and development and distribution of dehydrated
culture media for microbiology.

/

COLUMBIA AGAR BASE

Medium for fastidious microorganisms isolation from clinical samples.

TYPICAL FORMULA (g/l)

Peptospecial	23.0
Starch	1.0
Sodium Chloride	5.0
Agar	14.0

Final pH = 7.3 ± 0.2 at 25 °C.

DIRECTIONS

Suspend 43.0 g of powder in 1 liter of distilled or deionized water. Heat to boiling until completely dissolved. Sterilize in autoclave at 121 °C for 15 minutes. Cool to 45-50 °C and aseptically add 5% defibrinated sterile sheep blood. Mix well. Dispense in petri dishes.

Columbia Agar Base can be also enriched in various way:

- with 2 vials of CNA (Staf / Strep) supplement (colistin sulphate 5 mg/vial, nalidixic acid 8 mg/vial, code 81048), each one reconstituted with 5 ml of sterile distilled water; final medium will contain colistin sulphate 10 mg/l and nalidixic acid 16 mg/l.
- with 2 vials of *Gardnerella vaginalis* supplement (gentamicin 3 mg/vial, amphotericin B 1mg/vial, nalidixic acid 15 mg/vial, code 81040), each one reconstituted with 5 ml of a 1:1 solution of ethyl alcohol and sterile distilled water; final medium will contain gentamicin 6 mg/l, amphotericin B 2 mg/l and nalidixic acid 30 mg/l.

DESCRIPTION

COLUMBIA AGAR BASE, enriched with sterile sheep blood (5%), is suitable for isolation and growth of fastidious microorganisms such as streptococci, staphylococci, pneumococci and listeriae from clinical samples.

TECHNIQUE

Inoculate the medium with the specimen streaking by a sterile loop and incubate at 36 ± 1 °C for 18-48 hours aerobically, anaerobically or under conditions of increased CO₂ (5-10%), in accordance with established laboratory procedures. Examine plates for growth and hemolytic reactions. Four types of hemolysis on blood agar media can be described:

1. α-hemolysis is the reduction of hemoglobin to methemoglobin in the medium surrounding the colony, causing a greenish discolorization of the medium.
2. β-hemolysis is the lysis of red blood cells, producing a clear zone surrounding the colony.
3. γ-hemolysis indicates no destruction of red blood cells and no change in the color of the medium.
4. δ-hemolysis indicates a partial lysis.

QUALITY CONTROL

Dehydrated medium

Appearance: free-flowing, homogeneous.

Color: beige.

Prepared medium

Appearance: opaque.

Color: cherry red.

Incubation conditions: 36 ± 1 °C for 18-48 hours at 5-10% CO₂.

Microorganism	ATCC	Growth	Characteristics
<i>Streptococcus pyogenes</i>	19615	good	β-hemolysis
<i>Streptococcus pneumoniae</i>	6303	good	α -hemolysis
<i>Staphylococcus aureus</i>	25923	good	β-hemolysis
<i>Gardnerella vaginalis</i>	14018	good	β-hemolysis



LIOFILCHEM s.r.l.

Via Scozia, Zona Ind.le - 64026, Roseto D.A. (TE) - ITALY

Phone +390858930745 Fax +390858930330

Website: www.liofilchem.net E-mail: liofilchem@liofilchem.net



PERFORMANCE AND LIMITATIONS

When this medium is enriched with 10% sterile sheep blood, heated at 80 °C for 10 minutes until a chocolate color is obtained, and an antibiotic mixture is added (vancomycin, colimycin, trimethoprim, amphoterycin B) it is suitable for the selective isolation of the pathogens neisseria. If used without the addition of blood, the medium is suitable for growing of *Brucella abortus*, *Yersinia pestis*, *Clostridium perfringens* and *enterobacteria*. Hemolytic reactions of some strains of Group D streptococci have been shown to be affected by differences in animal blood. Such strains are beta –hemolytic on horse and rabbit blood agar and alpha-hemolytic on sheep blood agar.

STORAGE

The powder is very hygroscopic: store the powder at 10-30 °C, in a dry environment, in its original container tightly closed and use it before the expiry date on the label or until signs of deterioration or contamination are evident.
Store prepared plates at 2-8 °C.

REFERENCES

1. Ellner, P.D., C.J. Stoessel., E. Drakeford, and F. Vasi (1966). A new culture medium for medical bacteriology. Am. J.Clin. Path. **45**, 502-504.
2. Isenberg, H.D. (ed.) (1992). Clinical microbiology procedures handbook, vol. 1 American Society for Microbiology, Washington, DC.

PRESENTATION












Product	REF	
COLUMBIA AGAR BASE (11.6 l)	610013	500 g
COLUMBIA AGAR BASE (2.3 l)	620013	100 g
COLUMBIA AGAR BASE (116.2 l)	6100135	5 Kg
SHEEP BLOOD DEFIBRINATED	83296	50 ml
CNA (Staf / Strep) supplement	81048	10 vials
Gardnerella vaginalis supplement	81040	10 vials

TABLE OF SYMBOLS

 Batch code	 Caution, consult accompanying documents	 Manufacturer	 Contains sufficient for <n> tests	 In Vitro Diagnostic Medical Device
 Catalogue number	 Fragile, handle with care	 Use by	 Temperature limitation	 Keep away from heat source



LIOFILCHEM s.r.l.

Via Scozia, Zona Ind.le - 64026, Roseto D.A. (TE) - ITALY

Phone +390858930745 Fax +390858930330

Website: www.liofilchem.net E-mail: liofilchem@liofilchem.net





Mueller Hinton II Agar

Medium for antimicrobial susceptibility testing
by the disc diffusion technique, according to CLSI and EUCAST.

DESCRIPTION

Mueller Hinton II Agar is a medium recommended for antimicrobial susceptibility testing of common, rapidly growing aerobic microorganisms by the disc diffusion technique (Kirby-Bauer method), as standardized by the Clinical and Laboratory Standards Institute (CLSI) and the European Committee on Antimicrobial Susceptibility Testing (EUCAST).

TYPICAL FORMULA

	(g/l)
Beef Extract	2.0
Acid Hydrolysate of Casein	17.5
Starch	1.5
Agar	17.0

Final pH 7.3 ± 0.2 at 25°C

METHOD PRINCIPLE

Acid hydrolysate of casein and beef extract supply amino acids, nitrogen, minerals, vitamins, carbon and other nutrients which support the growth of microorganisms. Starch acts as a protective colloid against toxic molecules which can be present in the medium. Hydrolysis of starch during autoclaving supplies a little amount of glucose, which is a source of energy. Agar is the solidifying agent.

The Kirby-Bauer method is based on the diffusion, through the agar, of the antimicrobial substance which soaks the paper disc. Each disc has a single concentration of the antimicrobial agent that inhibits the microorganism growth showing an halo around the disc. The diameter of the inhibiting halo is correlated with the Minimal Inhibitory Concentration (MIC).

Mueller Hinton II Agar is manufactured to contain low levels of thymine and thymidine and controlled levels of calcium and magnesium ions.

PREPARATION

Dehydrated medium Suspend 38 g of the powder in 1 liter of distilled or deionized water. Mix well. Heat until completely dissolved. Sterilize in autoclave at 121°C for 15 minutes. Cool to 45-50°C. Aseptically dispense in Petri dishes.

Medium in tubes/bottles Melt the content of the tube/bottle in a water bath at 100°C (loosing the cap partially removed) until completely dissolved. Then screw the cap and check the homogeneity of the dissolved medium, if it is the case turning the tube/bottle upside down. Cool at 45-50°C, mix well avoiding foam formation and aseptically distribute into Petri dishes.

TEST PROCEDURE

1. Prepare a standardized suspension of the test organism using either the direct colony suspension or growth method.
2. Dip a sterile cotton swab into the adjusted suspension.
3. Inoculate the surface of the plate by streaking the swab over the entire agar surface.
4. Apply the antimicrobial discs onto the surface of the inoculated agar plate.
5. Incubate aerobically at 35 ± 2°C for 16-18 hours.

INTERPRETING RESULTS

After incubation measure the diameter of the zone of complete inhibition including the diameter of the disc. Interpret zone sizes by referring to the current CLSI or EUCAST procedures and standards. Report the organism as susceptible, intermediate or resistant to the agents that have been tested.

APPEARANCE

Dehydrated medium: fine, dry, homogeneous, free of extraneous material, beige.

Prepared medium: slightly opalescent, amber.

STORAGE

The powder is very hygroscopic, store the powder at 10-30°C, in a dry environment, in its original container tightly closed. Store tubes, bottles and prepared plates at 10-25°C away from light. Do not use the product beyond its expiry date on the label or if product shows any evidence of contamination or any sign of deterioration.

SHELF LIFE

Dehydrated medium: 4 years.

Medium in tube/bottle: 2 years.

Ready-to-use plates: 6 months.

QUALITY CONTROL

The plates are controlled by performing antimicrobial susceptibility tests as defined by CLSI and EUCAST with the microbial strains indicated in the QC table.

Thymine and thymidine levels of raw materials are determined using the disc diffusion procedure with trimethoprim-sulfamethoxazole (SXT) discs and *Enterococcus faecalis* ATCC® 29212. Calcium and magnesium levels are controlled by testing raw materials and supplementing with sources of calcium and/or magnesium as required to produce correct zone diameters with aminoglycoside antibiotics and *Pseudomonas aeruginosa* ATCC® 27853.

QC Table.

Microorganism		Specification
<i>Staphylococcus aureus</i>	ATCC® 25923	Zone sizes within current CLSI and EUCAST acceptable QC ranges
<i>Staphylococcus aureus</i>	ATCC® 29213	Zone sizes within current EUCAST acceptable QC ranges
<i>Escherichia coli</i>	ATCC® 25922	Zone sizes within current CLSI and EUCAST acceptable QC ranges
<i>Pseudomonas aeruginosa</i>	ATCC® 27853	Zone sizes within current CLSI and EUCAST acceptable QC ranges
<i>Enterococcus faecalis</i>	ATCC® 29212	Zone sizes within current CLSI and EUCAST acceptable QC ranges

WARNING AND PRECAUTIONS

The product does not contain hazardous substances in concentrations exceeding the limits set by current legislation and therefore is not classified as dangerous. It is nevertheless recommended to consult the safety data sheet for its correct use. The product is intended for *In vitro* diagnostic use and must be used only by properly trained operators.

DISPOSAL OF WASTE









Disposal of waste must be carried out according to national and local regulations in force.

BIBLIOGRAPHY

1. CLSI M02-A12 (2015) Performance Standards for Antimicrobial Disk Susceptibility Tests; Approved Standard - Twelfth Edition. Wayne, PA: Clinical and Laboratory Standards Institute.
2. EUCAST (2015). Antimicrobial susceptibility testing - Disk diffusion method. Version 5.0.
3. CLSI M31-A3 (2008) Performance Standards for Antimicrobial Disk and Dilution Susceptibility Tests for Bacteria Isolated from Animals; Approved Standard - Third Edition. Wayne, PA: Clinical and Laboratory Standards Institute.
4. CLSI M6-A2 (2006) Protocols for Evaluating Dehydrated Mueller-Hinton Agar; Approved Standard - Second Edition. Wayne, PA: Clinical and Laboratory Standards Institute.
5. D'Amato and Thornsberry (1979) Current Microbiol. 2:135.
6. Pollock, Minshew, Kenny and Schoenknecht (1978) Antimicrob. Agents Chemother. 14:360.
7. Thornsberry, Gavan and Gerlach (1977) Cumitech 6, New developments in antimicrobial agent susceptibility testing. Coord. ed., Sherris. American Society for Microbiology, Washington, DC.
8. Ferone, Bushby, Burchall, Moore and Smith (1975) Antimicrob. Agents Chemother. 7:91.
9. Reller, Schoenknecht, Kenny and Sherris (1974) J. Infect. Dis. 130:454.
10. Koch and Burchall (1971) Appl. Microbiol. 22:812.
11. Barry, Garcia and Thrupp (1970) Am. J. Clin. Pathol. 53:149.
12. Ryan, Schoenknecht and Kirby (1970) Hospital Practice 5:91.
13. Bauer, Kirby, Sherris and Turck (1966) Am. J. Clin. Pathol. 45:493.

PRESENTATION		Contents	Ref.
Mueller Hinton II Agar	90 mm ready-to-use plates	20 plates	10031
Mueller Hinton II Agar	90 mm ready-to-use plates	100 plates	10031*
Mueller Hinton II Agar	140 mm ready-to-use plates	10 plates	10231
Mueller Hinton II Agar	120 mm square ready-to-use plates	5 plates	12031
Mueller Hinton II Agar	Tubes	10 x 22 ml tubes	34075
Mueller Hinton II Agar	Bottles	6 x 100 ml bottles	402250
Mueller Hinton II Agar	Bottles	6 x 200 ml bottles	412250
Mueller Hinton II Agar	Bottles	6 x 500 ml bottles	470070
Mueller Hinton II Agar	Dehydrated medium	500 g of powder	610627
Mueller Hinton II Agar	Dehydrated medium	100 g of powder	620627
Mueller Hinton II Agar	Dehydrated medium	5 kg of powder	6106275

TABLE OF SYMBOLS

LOT Batch code	IVD <i>In vitro</i> Diagnostic Medical Device	 Manufacturer	 Use by	 Fragile, handle with care	 Keep away from sunlight
REF Catalogue number	 Temperature limitation	 Contains sufficient for <n> tests	 Caution, consult Instruction For Use	 Do not reuse	



LIOFILCHEM® s.r.l.

Via Scozia zona ind.le, 64026 Roseto degli Abruzzi (Te) Italy
Tel. +39 0858930745 Fax +39 0858930330 www.liofilchem.net liofilchem@liofilchem.net





Mueller Hinton II Agar

Terreno per il test di sensibilità agli antimicrobici mediante la tecnica di diffusione in agar secondo CLSI ed EUCAST.

DESCRIZIONE

Mueller Hinton II Agar è un terreno raccomandato per il test di sensibilità agli antimicrobici dei comuni microorganismi aerobi a crescita rapida, mediante la tecnica di diffusione su dischetto (metodo Kirby-Bauer), come standardizzato dal Clinical and Laboratory Standards Institute (CLSI) e dal European Committee on Antimicrobial Susceptibility Testing (EUCAST).

FORMULA TIPICA

	(g/l)
Estratto di Carne Bovina	2.0
Idrolizzato Acido di Caseina	17.5
Amido	1.5
Agar	17.0
pH Finale 7.3 ± 0.2 a 25°C	

PRINCIPIO DEL METODO

L'idrolizzato acido di caseina e l'estratto di carne bovina forniscono aminoacidi, azoto, carbonio, vitamine e minerali per la crescita degli organismi. L'amido agisce come un agente colloidale protettivo nei confronti di molecole tossiche eventualmente presenti nel terreno. L'idrolisi dell'amido durante la sterilizzazione in autoclave fornisce una piccola quantità di glucosio che è una fonte di energia. L'agar è l'agente solidificante.

Il metodo di Kirby-Bauer si basa sulla diffusione, attraverso l'agar, delle sostanze antimicrobiche di cui sono imbevuti dei dischetti di carta. Ciascun disco ha una definita concentrazione dell'agente antimicrobico che nell'inibire la crescita del microorganismo forma un alone attorno al disco stesso. Il diametro dell'alone di inibizione è correlato con la Concentrazione Minima Inibente (MIC).

Mueller Hinton II Agar contiene una bassa concentrazione di timina e timidina ed un livello controllato di ioni calcio e magnesio.

PREPARAZIONE

<u>Terreno disidratato</u>	Sospendere 38 g di polvere in 1 litro di acqua distillata o deionizzata sterile. Mescolare bene. Riscaldare agitando di frequente e bollire fino a completa dissoluzione. Sterilizzare in autoclave a 121°C per 15 minuti.
<u>Terreno in provette/flaconi</u>	Sciogliere il contenuto di una provetta/flacone in bagnomaria a 100°C (con i tappi leggermente svitati) fino a completa dissoluzione del terreno. Verificare, una volta fuso, la buona omogeneità del terreno capovolgendo la provetta/flacone dopo averne avvitato il tappo. Raffreddare a 45-50°C, mescolare bene senza formazione di bolle. Versare in piastre Petri in condizioni di asepsi.

PROCEDURA DEL TEST

1. Preparare una sospensione standardizzata del microorganismo da testare utilizzando il metodo diretto di sospensione della colonia o il metodo di crescita batterica.
2. Immergere un tampone sterile nella sospensione con torbidità corretta.
3. Inoculare il terreno strisciando il tampone sull'intera superficie dell'agar.
4. Applicare i dischi antimicrobici sulla piastra inoculata
5. Incubare a 35 ± 2°C per 16-18 ore in atmosfera aerobica.

INTERPRETAZIONE DEI RISULTATI

Dopo l'incubazione misurare il diametro delle zone di completa inibizione, includendo il diametro del disco. Interpretare la dimensione degli aloni facendo riferimento alle norme ed alle procedure aggiornate CLSI o EUCAST. Riportare il microorganismo come sensibile, intermedio o resistente agli agenti testati.

ASPETTO

Terreno disidratato: omogeneo, fine granulometria, beige.
Terreno preparato: ambrato, leggermente opalescente.

CONSERVAZIONE

La polvere è fortemente igroscopica, conservare a 10-30°C, in ambiente asciutto, nel suo contenitore originale chiuso ermeticamente. Conservare i flaconi, le provette e le piastre pronte a 10-25°C al riparo dalla luce. Non usare il prodotto dopo la sua data di scadenza indicata sull'etichetta o se il prodotto mostra segni di contaminazione o deterioramento.

DURATA

Terreno disidratato: 4 anni.
Terreno in provette/flaconi: 2 anni.
Piastre pronte all'uso: 6 mesi.

CONTROLLO DI QUALITÀ

le piastre vengono controllate eseguendo i test di sensibilità agli antimicrobici come definito da CLSI ed EUCAST con i ceppi microbici indicati nella tabella CQ.

I livelli di timina e timidina nei materiali non trattati sono misurati con la tecnica di diffusione su dischetto imbevuto di trimethoprim-sulfametossazolo saggiato su *Enterococcus faecalis* ATCC® 29212. Le concentrazioni di calcio e magnesio sono controllate analizzando i materiali non trattati e, all'occorrenza aggiungendo fonti di calcio e/o magnesio per regolare il diametro delle zone con aminoglicosidi e *Pseudomonas aeruginosa* ATCC® 27853.

Tabella CQ.

Microrganismo	Specifiche
<i>Staphylococcus aureus</i> ATCC® 25923	Diametri di inibizione all'interno dei range CQ accettati da CLSI ed EUCAST
<i>Staphylococcus aureus</i> ATCC® 29213	Diametri di inibizione all'interno dei range CQ accettati da EUCAST
<i>Escherichia coli</i> ATCC® 25922	Diametri di inibizione all'interno dei range CQ accettati da CLSI ed EUCAST
<i>Pseudomonas aeruginosa</i> ATCC® 27853	Diametri di inibizione all'interno dei range CQ accettati da CLSI ed EUCAST
<i>Enterococcus faecalis</i> ATCC® 29212	Diametri di inibizione all'interno dei range CQ accettati da CLSI ed EUCAST

AVVERTENZE E PRECAUZIONI

Il prodotto non contiene sostanza nocive in concentrazioni superiori ai limiti fissati dall'attuale legislazione e perciò non è classificato come pericoloso. Ciononostante si raccomanda di consultare la scheda di sicurezza per il suo corretto uso. Il prodotto è da intendersi per uso diagnostico in vitro e deve essere utilizzato esclusivamente da operatori adeguatamente addestrati.

SMALTIMENTO DEI RIFIUTI









Lo smaltimento dei rifiuti deve essere effettuato in conformità alle normative nazionali e locali in vigore.

BIBLIOGRAFIA

1. CLSI M02-A12 (2015) Performance Standards for Antimicrobial Disk Susceptibility Tests; Approved Standard - Twelfth Edition. Wayne, PA: Clinical and Laboratory Standards Institute.
2. EUCAST (2015). Antimicrobial susceptibility testing - Disk diffusion method. Version 5.0.
3. CLSI M31-A3 (2008) Performance Standards for Antimicrobial Disk and Dilution Susceptibility Tests for Bacteria Isolated from Animals; Approved Standard - Third Edition. Wayne, PA: Clinical and Laboratory Standards Institute.
4. CLSI M6-A2 (2006) Protocols for Evaluating Dehydrated Mueller-Hinton Agar; Approved Standard - Second Edition. Wayne, PA: Clinical and Laboratory Standards Institute.
5. D'Amato and Thornsberry (1979) Current Microbiol. 2:135.
6. Pollock, Minshew, Kenny and Schoenknecht (1978) Antimicrob. Agents Chemother. 14:360.
7. Thornsberry, Gavan and Gerlach (1977) Cumitech 6, New developments in antimicrobial agent susceptibility testing. Coord. ed., Sherris. American Society for Microbiology, Washington, DC.
8. Ferone, Bushby, Burchall, Moore and Smith (1975) Antimicrob. Agents Chemother. 7:91.
9. Reller, Schoenknecht, Kenny and Sherris (1974) J. Infect. Dis. 130:454.
10. Koch and Burchall (1971) Appl. Microbiol. 22:812.
11. Barry, Garcia and Thrupp (1970) Am. J. Clin. Pathol. 53:149.
12. Ryan, Schoenknecht and Kirby (1970) Hospital Practice 5:91.
13. Bauer, Kirby, Sherris and Turck (1966) Am. J. Clin. Pathol. 45:493.

PRESENTAZIONE	Contenuto	Ref.
Mueller Hinton II Agar Piastre (90 mm) pronte all'uso	20 piastre	10031
Mueller Hinton II Agar Piastre (90 mm) pronte all'uso	100 piastre	10031*
Mueller Hinton II Agar Piastre (140 mm) pronte all'uso	10 piastre	10231
Mueller Hinton II Agar Piastre quadrate (120 mm) pronte all'uso	5 piastre	12031
Mueller Hinton II Agar Provette	Provette 10 x 22 ml	34075
Mueller Hinton II Agar Flaconi	Flaconi 6 x 100 ml	402250
Mueller Hinton II Agar Flaconi	Flaconi 6 x 200 ml	412250
Mueller Hinton II Agar Flaconi	Flaconi 6 x 500 ml	470070
Mueller Hinton II Agar Terreno disidratato	500 g di polvere	610627
Mueller Hinton II Agar Terreno disidratato	100 g di polvere	620627
Mueller Hinton II Agar Terreno disidratato	5 kg di polvere	6106275

TABELLA DEI SIMBOLI

LOT Codice del lotto	IVD Dispositivo Medico Diagnostico <i>in vitro</i>	 Fabbricante	 Utilizzare entro	 Fragile, maneggiare con cura	 Tenere al riparo dalla luce
REF Numero di catalogo	 Limiti di temperatura	 Contenuto sufficiente per <n> saggi	 Attenzione, Consultare le istruzioni per l'uso	 Non riutilizzare	



LIOFILCHEM® s.r.l.

Via Scozia zona ind.le, 64026 Roseto degli Abruzzi (Te) Italy
Tel. +39 0858930745 Fax +39 0858930330 www.liofilchem.net liofilchem@liofilchem.net

Bile Aesculin Azide Agar

Selective medium for detection and enumeration of enterococci in water and other materials, according to ISO 7899-2.

TYPICAL FORMULA	(g/l)
Tryptone	17.0
Peptone	3.0
Yeast Extract	5.0
Ox-bile	10.0
Sodium Chloride	5.0
Aesculin	1.0
Ferric Ammonium Citrate	0.5
Sodium Azide	0.15
Agar	15.0
Final pH 7.1 ± 0.1 at 25°C	

DESCRIPTION

Bile Aesculin Azide Agar is a selective medium used for isolating and enumerating enterococci from environmental samples of sanitary importance and clinical specimens.

This medium complies with ISO 7899-2 for rapid confirmation of typical colonies on the primary isolation Slanetz Bartley Agar.

PRINCIPLE

Tryptone and peptone provide amino acids, nitrogen, carbon, vitamins and minerals for organisms growth. Yeast extract is a source of vitamins, particularly of B-group. Ox-bile inhibits the growth of numerous accompanying bacteria. Sodium chloride maintains the osmotic balance of the medium. The glycoside aesculin is hydrolyzed from enterococci to aesculetin and glucose. The aesculetin reacts with iron ions forming a dark brown or black complex. Sodium azide suppress the growth of Gram-negative bacteria. Agar is the solidifying agent.

PREPARATION

Suspend 56.7 g of powder in 1 liter of deionized or distilled water. Bring to boil and shake until completely dissolved. Mix well. Sterilize in autoclave at 121°C for 15 minutes. Cool up to 45-50°C. Pour in Petri dishes.

TECHNIQUE

ISO 7899-2 recommends to filter the water sample through a filter membrane (0.45 µm pore diameter), transfer the membrane onto a Slanetz Bartley Agar plate (ref. 163462) and incubate aerobically at 36 ± 2°C for 40-48 h.

Confirm red-maroon-pink colonies by transferring the membrane and the colonies onto a plate of Aesculin Azide Bile Agar which has been preheated to 44°C. Incubate at 44 ± 0.5°C for 2 h.

Alternatively, sample can be inoculated by spread plating, pour plating or by direct streaking on the medium surface. Incubate at 35 ± 2°C for 18-24 h.

INTERPRETATION OF RESULTS

Enterococci typically produce colonies showing a tan-black color in the surrounding medium.

STORAGE

The powder is very hygroscopic, store the powder at 10-30°C, in a dry environment, in its original container tightly closed and use it before the expiry date on the label or until signs of deterioration or contamination are evident. Store prepared plates at 2-8°C away from light.

WARNING AND PRECAUTIONS

The product contains hazardous substances and is classified as dangerous. It is recommended to consult the safety data sheet for its correct use. The product is designed for *in vitro* diagnostic use only and must be used by properly trained operators.

DISPOSAL OF WASTE

Disposal of waste must be carried out according to the national and local regulations in force.

REFERENCES

- ISO 7899-2:2000. Water quality – Detection and enumeration of intestinal enterococci – Part 2: Membrane filtration method.
- Facklam R.R. and M. Moody (1970) Presumptive identification of group D streptococci: the bile-aesculin test. *App. Microbiol.* 20:245-250.
- Isenberg H.D. and D. Goldber (1970) Laboratory studies with a selective Enterococcus medium. *Appl. Microbiol.* 20:433-436
- Slanetz L.W. and C.H. Bartley (1957) Numbers of enterococci in water, sewage and faeces determined by the membrane filtration technique with an improved medium. *J. Bact.* 74:591-595.



PRODUCT SPECIFICATIONS

NAME

Bile Aesculin Azide Agar

PRESENTATION

Dehydrated medium

STORAGE

10-30°C

PACKAGING

Ref.	Content	Packaging
610001	500 g	500 g of powder in plastic bottle
620001	100 g	100 g of powder in plastic bottle
6100015	5 Kg	5 kg of powder in plastic bottle

pH OF THE MEDIUM

7.1 ± 0.1

USE

Bile Aesculin Azide Agar is a selective medium used for confirmation and enumeration of enterococci from water and other samples according to ISO 7899-2

TECHNIQUE

Refer to technical sheet of the product

APPEARANCE OF THE MEDIUM

Powder medium

Appearance: free-flowing, homogeneous

Colour: beige

Ready-to-use medium

Appearance: slightly opalescent

Colour: dark amber to olive green

SHELF LIFE











4 years

QUALITY CONTROL

- Control of general characteristics, label and print
- Microbiological control
Inoculum for productivity: 50-100 CFU
Inoculum for selectivity: 10⁴-10⁶ CFU
Incubation Conditions: 18-24 h at 35 ± 2°C, in aerobiosis

Microorganism		Growth	Specification
<i>Enterococcus faecalis</i>	ATCC® 19433	Good	Blackening
<i>Enterococcus faecium</i>	ATCC® 19434	Good	Blackening
<i>Escherichia coli</i>	ATCC® 25922	Inhibited	---
<i>Streptococcus pyogenes</i>	ATCC® 19615	Inhibited	---

TABLE OF SYMBOLS

 LOT	Batch code	 IVD	<i>In vitro</i> Diagnostic Medical Device		Manufacturer		Use by		Fragile, handle with care
 REF	Catalogue number		Temperature limitation		Contains sufficient for <n> tests		Caution, consult instructions for use		Do not reuse



LIOFILCHEM® S.r.l.

Via Scozia, Zona Ind.le - 64026, Roseto degli Abruzzi (TE) - ITALY

Tel +39 0858930745 Fax +39 0858930330 Website: www.liofilchem.net E-mail: liofilchem@lioilchem.net



Bile Aesculin Azide Agar

Terreno selettivo per la ricerca ed il conteggio degli enterococchi nelle acque ed in altri materiali, secondo ISO 7899-2.

FORMULA TIPICA	(g/l)
Triptone	17.0
Peptone	3.0
Estratto di Lievito	5.0
Bile di Bue	10.0
Sodio Cloruro	5.0
Esculina	1.0
Ferro Ammonio Citrato	0.5
Sodio Azide	0.15
Agar	15.0
pH Finale 7.1 ± 0.1 a 25°C	

DESCRIZIONE

Bile Aesculin Azide Agar è un terreno selettivo utilizzato per l'isolamento ed il conteggio di enterococchi da campioni ambientali di importanza sanitaria e campioni clinici

Questo terreno è conforme ad ISO 7899-2 per la conferma rapida degli enterococchi intestinali dopo l'isolamento su Slanetz Bartley Agar.

PRINCIPIO

Triptone e peptone forniscono aminoacidi, azoto, carbonio, vitamine e minerali per la crescita dei microrganismi. L'estratto di lievito è una fonte di vitamine, soprattutto del gruppo-B. La bile di bue inibisce la crescita della flora batterica contaminante. Il sodio cloruro mantiene il bilancio osmotico del terreno. Il glicoside esculina è idrolizzato dagli enterococchi a esculetina e glucosio. L'esculetina reagisce con gli ioni ferro formando un complesso marrone scuro o nero. Il sodio azide sopprime la crescita dei batteri Gram negativi. L'agar è l'agente solidificante.

PREPARAZIONE

Sospendere 56.7 g di polvere in 1 litro di acqua deionizzata o distillata. Portare ad ebollizione ed agitare fino a completa dissoluzione. Miscelare bene. Sterilizzare a 121°C per 15 minuti. Raffreddare a 45-50°C. Versare in piastre Petri.

TECNICA

ISO 7899-2 raccomanda di filtrare il campione d'acqua attraverso una membrana (pori con diametro di 0.45 µm), trasferire la membrana su una piastra di Slanetz Bartley Agar (ref. 163462) ed incubare a 36 ± 2°C per 40-48 ore in atmosfera aerobica.

Confermare le colonie di colore rosso-marrone-rosa trasferendo la membrana e le colonie su una piastra di Aesculin Azide Bile Aga che è stata preriscaldata a 44°C. Incubare a 44 ± 0.5°C per 2 ore.

In alternativa, il campione può essere inoculato per spatolamento, inclusione o per striscio diretto sulla superficie del terreno. Incubare a 35 ± 2°C per 18-24 ore.

INTERPRETAZIONE DEI RISULTATI

Tipicamente gli enterococchi producono colonie con alone marrone-nero.

CONSERVAZIONE

La polvere è fortemente igroscopica, conservare a 10-30°C, in ambiente asciutto, nel suo contenitore originale chiuso ermeticamente. Non usare il prodotto dopo la sua data di scadenza indicata sull'etichetta o se il prodotto mostra segni di contaminazione o deterioramento. Conservare le piastre preparate a 2-8°C al riparo dalla luce.

AVVERTENZE E PRECAUZIONI

Il prodotto non contiene sostanze nocive in concentrazioni superiori ai limiti fissati dalla normativa vigente, perciò non è classificato come pericoloso; per il suo impiego si consiglia comunque di consultare la scheda di sicurezza. Il prodotto è destinato esclusivamente ad uso diagnostico *in vitro* e deve essere utilizzato da parte di personale qualificato.

SMALTIMENTO DEI RIFIUTI

Lo smaltimento del prodotto deve essere effettuato secondo le vigenti regolamentazioni nazionali e locali.

RIFERIMENTI BIBLIOGRAFICI

1. ISO 7899-2:2000. Water quality – Detection and enumeration of intestinal enterococci – Part 2: Membrane filtration method.
2. Facklam R.R. and M. Moody (1970) Presumptive identification of group D streptococci: the bile-aesculin test. *App. Microbiol.* 20:245-250.
3. Isenberg H.D. and D. Goldber (1970) Laboratory studies with a selective Enterococcus medium. *Appl. Microbiol.* 20:433-436
4. Slanetz L.W. and C.H. Bartley (1957) Numbers of enterococci in water, sewage and faeces determined by the membrane filtration technique with an improved medium. *J. Bact.* 74:591-595.



SPECIFICHE DI PRODOTTO

DENOMINAZIONE

Bile Aesculin Azide Agar

PRESENTAZIONE

Terreno disidratato

CONSERVAZIONE

10-30°C

CONFEZIONAMENTO

Ref.	Contenuto	Confezionamento
610001	500 g	500 g in flacone di plastica
620001	100 g	100 g in flacone di plastica
6100015	5 Kg	5 kg in flacone di plastica

pH DEL TERRENO

7.1 ± 0.1

IMPIEGO

Bile Aesculin Azide Agar è un terreno selettivo utilizzato per la conferma ed il conteggio di enterococchi nelle acque ed in altri campioni secondo ISO 7899-2

TECNICA

Fare riferimento alla scheda tecnica del prodotto

ASPETTO DEL TERRENO

Terreno in polvere

Aspetto: omogeneo, fine granulometria

Colore: beige

Terreno pronto all'uso

Aspetto: leggermente opalescente

Colore: da ambra scuro a verde oliva

VALIDITÀ DALLA DATA DI PRODUZIONE











4 anni

CONTROLLO DI QUALITÀ

- Controllo caratteristiche generali, etichettatura e stampa
- Controllo microbiologico
Dimensione dell'inoculo per produttività: 50-100 UFC
Dimensione dell'inoculo per selettività: 10⁴-10⁶ UFC
Condizioni di incubazione: 18-24 h a 35 ± 2°C, in aerobiosi

Microrganismo		Crescita	Specifiche
<i>Enterococcus faecalis</i>	ATCC® 19433	Buona	Annerimento
<i>Enterococcus faecium</i>	ATCC® 19434	Buona	Annerimento
<i>Escherichia coli</i>	ATCC® 25922	Inibita	---
<i>Streptococcus pyogenes</i>	ATCC® 19615	Inibita	---

TABELLA DEI SIMBOLI

 LOT Numero di lotto	 IVD Per uso diagnostico <i>in vitro</i>	 Fabbricante	 Data di scadenza	 Fragile, maneggiare con cura
 REF Numero di catalogo	 Limiti di temperatura	 Contenuto sufficiente per <n> test	 Attenzione, consultare le istruzioni per l'uso	 Non riutilizzare



LIOFILCHEM® S.r.l.

Via Scozia, Zona Ind.le - 64026, Roseto degli Abruzzi (TE) - ITALY

Tel +39 0858930745 Fax +39 0858930330 Website: www.liofilchem.net E-mail: liofilchem@liofilchem.net



PHENYLALANINE AGAR

Medium for enterobacteria differentiation.

TYPICAL FORMULA (g/l)

Yeast Extract	3.0
Disodium Phosphate	1.0
Sodium Chloride	5.0
DL-Phenylalanine	2.0
Agar	15.0

Final pH = 7.3 ± 0.2 at 25 °C.

DIRECTIONS

Suspend 26.0 g of powder in 1 liter of distilled or deionized water. Heat until completely dissolved. Distribute into final tubes. Sterilize in autoclave at 121°C for 15 minutes. Allow the medium to solidify in a slanted position.

DESCRIPTION

PHENYLALANINE AGAR is a medium recommended for the differentiation of members of the *Proteus* and *Providencia* groups from other enterobacteria.

TECHNIQUE

Inoculate the slant with test organisms and incubate at 36 ± 1 °C for 18-24 hours. Add 3-5 drops of Ferric Chloride 10% (code 80272) and 3-5 drops of a 0.1 N HCl solution to a 24 hours culture. Rotate the tubes to wet and loosen the growth.

A positive test is indicated by the formation of a characteristic green color. *Proteus* and *Providencia* groups give a positive reaction in 1-5 minutes. Other members of *Enterobacteriaceae* give negative reactions.

QUALITY CONTROL

Dehydrated medium

Appearance: free-flowing, homogeneous.

Color: light tan.

Prepared medium

Appearance: slightly opalescent without precipitate.

Color: light amber.

Incubation conditions: 36 ± 1 °C for 18-24 hours.

Microorganism	ATCC	Growth	Reaction
<i>Escherichia coli</i>	25922	good	-
<i>Enterobacter aerogenes</i>	13048	good	-
<i>Proteus mirabilis</i>	25933	good	+
<i>Proteus vulgaris</i>	13315	good	+

STORAGE

The powder is very hygroscopic: store the powder at 10-30 °C, in a dry environment, in its original container tightly closed and use it before the expiry date on the label or until signs of deterioration or contamination are evident.

Store prepared tubes at 2-8 °C.








REFERENCES

- Ann. Inst. Pasteur. (1954) **87**: 375-386.
- Pub. Hlth Lab. (1957) **15**: 153.

PRESENTATION

Product	REF	Σ
PHENYLALANINE AGAR (19.2 l)	610039	500 g
PHENYLALANINE AGAR (3.8 l)	620039	100 g

TABLE OF SYMBOLS

LOT Batch code	 Caution, consult accompanying documents	 Manufacturer	 Contains sufficient for <n> tests	 Keep away from heat source
REF Catalogue number	 Fragile, handle with care	 Use by	 Temperature limitation	



LIOFILCHEM s.r.l.

Via Scozia, Zona Ind.le - 64026, Roseto D.A. (TE) - ITALY

Phone +390858930745 Fax +390858930330

Website: www.liofilchem.net E-mail: liofilchem@liofilchem.net



BISMUTH SULPHITE AGAR

Dehydrated medium for the isolation and differentiation of *Salmonella typhi* and other salmonellae

TYPICAL FORMULA (g/L)

Meat extract.....	5.0
Peptone	5.0
Tryptone.....	5.0
Glucose.....	5.0
Disodium phosphate.....	4.0
Ferrous sulphate.....	0.3
Bismuth sulphite indicator.....	8.0
Brilliant green.....	0.016
Agar.....	15.0
Final pH	7.6 ± 0.2

DESCRIPTION

BISMUTH SULPHITE AGAR is a modification of the original Wilson and Blair selective medium for the isolation and preliminary identification of *Salmonella typhi* and other salmonellae from pathological material, sewage, water supplies, food and other products suspected of containing these pathogens.

PRINCIPLE

Meat extract, peptone and tryptone provide nitrogen, carbon, sulphur and other essential growth factors. Glucose is the source of energy. Bismuth sulphite acts together with brilliant green as a selective agent by suppressing the growth of coliforms, whilst permitting the growth of salmonellae. Sulphur compounds provide a substrate for hydrogen sulphide production, so colonies H₂S-positive salmonellae exhibit blackening, whilst the reduction of bismuth ions to metallic bismuth produces a metallic lustre around of the colonies.

PREPARATION

Suspend 47,3 g of powder in 1 litre of distilled or deionized water. Heat to boiling and shake until completely dissolved. Do not overheat. DO NOT AUTOCLAVE. Dispense in Petri dishes.

TECHNIQUE

Inoculate by thinly spreading the sample or material from an enriched culture on the surface of the medium.
Incubate up to about 48 hours at 36 +/- 1°C aerobically.

INTERPRETATION OF RESULTS

The freshly prepared medium is strongly inhibitory and is thus especially suitable for heavily contaminated samples. The metallic lustre of the colonies usually only appears after 48 hours on incubation. After 4 days storage at 4°C the inhibitory action of the medium is not as strong as it should then be used for less heavily contaminated specimens; in this case the metallic lustre appears after a shorter period of incubation.
Salmonella colonies, with the exception of *S.paratyphi A* and *S.pullorum*, often display blackening after 18 hours of incubation, the metallic sheen appears several hours later depending on the age of the medium.
Coliform bacteria, *Serratia*, *Proteus* appear as small colonies, green to brown in colour, sometimes mucoid.

STORAGE

The powder is very hygroscopic: store the powder at 10-30°C, in a dry environment, in its original container tightly closed and use it before the expiry date on the label or until signs of deterioration or contamination are evident.
Store prepared media at 2-8°C.

WARNING and PRECAUTIONS

The product is not classified as hazardous by current legislation and does not contain harmful substances in concentrations of ≥1%. The product is designed for *In vitro* diagnostic use and must be used only by properly trained operators.

DISPOSAL of WASTE

Disposal of waste must be carried out according to national and local regulations in force.

REFERENCES

- American Public Health Association: Compendium of methods for Microbiological Examination of Foods. 3rd ed., 1992.
- McCoy, J.H.: The isolation of Salmonellae. J.Appl.Bact., 25; 213-224 (1962).
- Unites States Pharmacopoeia XXIII, Chapter "Microbial Limit Tests", 1995.
- Wilson, W.J., a Blair, E.M. McV.: Further experience of the bismuth sulfite media in the isolation of *Bacillus typhosus* and *Bacillus paratyphosus B* from faeces, sewage and water. J.Hyg. 31; 138-161 (1931).



LIOFILCHEM Bacteriology Products

64026 ROSETO D.A. (TE) ITALY- Via Scozia- Zona Ind.le

Tel.+39 085 8930745 - Fax +39 085 8930330

Sito Web: <http://www.liofilchem.net> E-Mail: liofilchem@liofilchem.net



PRODUCT SPECIFICATIONS

NAME

BISMUTH SULFITE AGAR

PRESENTATION

Dehydrated culture medium

STORAGE

10-30°C

PACKAGING

Code	Content	Packaging
610301	500 gr	500 gr of powder in plastic bottle
620301	100 gr	100 gr of powder in plastic bottle

pH OF THE MEDIUM

7.6 ± 0.2

USE

BISMUTH SULFITE AGAR is a modification of the original Wilson and Blair selective medium for the isolation and preliminary identification of *Salmonella typhi* and other salmonellae from pathological material, sewage, water supplies, food and other products suspected of containing these pathogens.

TECHNIQUE

Refer to technical sheet of the product.

APPEARANCE of the MEDIUM

Dehydrated medium

Appearance: free-flowing, homogeneous.

Colour: light green coloured

Prepared medium

Appearance: turbid

Colour: pale green

SHELFLIFE

4 years

QUALITY CONTROL

- Control of general characteristics, label and print
- Sterility control
 7 days at 25 ± 1°C, in aerobiosis
 7 days at 36 ± 1°C, in aerobiosis
- Microbiological control
 Inoculum for productivity: 10-100 UFC/ml
 Inoculum for selectivity: 10⁴-10⁵ UFC/ml
 Inoculum for specificity: ≤ 10⁴ UFC/ml
 Incubation conditions: 24 hours at 36 ± 1°C, in aerobiosis

Microorganisms		Growth	Black centre	Metallic sheen
<i>Salmonella typhimurium</i>	ATCC 14028	Good	+	+
<i>Escherichia coli</i>	ATCC 25922	Poor	-	-
<i>Proteus mirabilis</i>	ATCC 29906	Good	+/-	-
<i>Staphylococcus aureus</i>	ATCC 25923	None/poor	-	-

TABLE of SYMBOLS

Symbol	Meanings
	Catalogue number
	In vitro Diagnostic Medical Device
	Manufacturer
	Temperature limitation
	Kit content
	Use by
	Batch code
	Do not reuse
	Consult accompanying documents



LIOFILCHEM Bacteriology Products

64026 ROSETO D.A. (TE) ITALY- Via Scozia- Zona Ind.le

Tel. +39 085 8930745 - Fax +39 085 8930330

Sito Web: <http://www.liofilchem.net> E-Mail: liofilchem@liofilchem.net



Nutrient Agar ISO 16266

Medium for cultivating non-fastidious organisms and confirming *Pseudomonas aeruginosa*, according to ISO 16266.

DESCRIPTION

Nutrient Agar ISO 16266 is a medium used for the cultivation of non-fastidious organisms from clinical specimens and environmental samples.

This medium is formulated according to ISO 16266 for the detection and enumeration of *Pseudomonas aeruginosa* in water by the membrane filtration technique.

TYPICAL FORMULA

	(g/l)
Peptone	5.0
Meat Extract	1.0
Yeast Extract	2.0
Sodium Chloride	5.0
Agar	15.0
Final pH 7.4 ± 0.2 at 25°C	

METHOD PRINCIPLE

Peptone and meat extract provide amino acids, nitrogen, carbon, vitamins and minerals for organisms growth. Yeast extract is a source of vitamins, particularly of B-group. Sodium chloride maintains the osmotic balance of the medium. Agar is the solidifying agent.

PREPARATION

<u>Dehydrated medium</u>	Suspend 28 g of the powder in 1 liter of distilled or deionized water. Mix well. Heat to boil shaking frequently until completely dissolved. Sterilize in autoclave at 121°C for 15 minutes.
<u>Medium in bottles</u>	Melt the content of the bottle in a water bath at 100°C (loosing the cap partially removed) until completely dissolved. Then screw the cap and check the homogeneity of the dissolved medium, if it is the case turning the bottle upside down. Cool at 45-50°C, mix well avoiding foam formation and aseptically distribute into Petri dishes.

TEST PROCEDURE

According to ISO 16266, transfer the membrane and presumptive *Pseudomonas aeruginosa* to a plate of Nutrient Agar ISO 16266. Incubate aerobically at 36 ± 2°C for 20-24 hours.

Alternatively, the medium can be inoculated by spread plating or direct streaking of the sample over the agar surface.

INTERPRETING RESULTS

Observe for colony growth. Confirm *P. aeruginosa* by performing the oxidase test (ref. 88029).

APPEARANCE

Dehydrated medium: free-flowing, homogeneous, beige.

Prepared medium: slightly opalescent, light amber.

STORAGE

The powder is very hygroscopic, store the powder at 10-30°C, in a dry environment, in its original container tightly closed. Store bottles, tubes and prepared plates at 10-25°C away from light. Do not use the product beyond its expiry date on the label or if product shows any evidence of contamination or any sign of deterioration.

SHELF LIFE

Dehydrated medium: 4 years.

Medium in bottles: 2 years.

Medium in slant tubes: 1 year.

Ready-to-use plates: 6 months.

QUALITY CONTROL

The medium is inoculated with the microbial strains indicated in the QC table.

Inoculum for productivity: 50-100 CFU

Incubation conditions: aerobically at $36 \pm 1^\circ\text{C}$ for 20-24 hours.

QC Table.

Microorganism	Growth
<i>Pseudomonas aeruginosa</i> ATCC® 27853	Good
<i>Escherichia coli</i> ATCC® 25922	Good

WARNING AND PRECAUTIONS

The product does not contain hazardous substances in concentrations exceeding the limits set by current legislation and therefore is not classified as dangerous. It is nevertheless recommended to consult the safety data sheet for its correct use. The product is intended for *In vitro* diagnostic use and must be used only by properly trained operators.

DISPOSAL OF WASTE

Disposal of waste must be carried out according to national and local regulations in force.








BIBLIOGRAPHY

- ISO 16266:2008. Water Quality – Detection and enumeration of *Pseudomonas aeruginosa* – Method by membrane filtration.
- Marshall, R.T. (1993) Standard methods for the microbiological examination of dairy products, 16th ed.

PRESENTATION

	Contents	Ref.
Nutrient Agar ISO 16266 90 mm ready-to-use plates	20 plates	10044
Nutrient Agar ISO 16266 90 mm ready-to-use plates	100 plates	10044*
Nutrient Agar ISO 16266 Slant tubes	20 x 7 ml tubes	31083
Nutrient Agar ISO 16266 Slant tubes	10 x 7 ml tubes	30083
Nutrient Agar ISO 16266 Bottles	6 x 500 ml bottles	470060
Nutrient Agar ISO 16266 Bottles	6 x 200 ml bottles	412190
Nutrient Agar ISO 16266 Bottles	6 x 100 ml bottles	402190
Nutrient Agar ISO 16266 Dehydrated medium	100 g of powder	620036
Nutrient Agar ISO 16266 Dehydrated medium	500 g of powder	610036
Nutrient Agar ISO 16266 Dehydrated medium	5 kg of powder	6100365

TABLE OF SYMBOLS

LOT Batch code	IVD <i>In vitro</i> Medical Diagnostic Device	 Manufacturer	 Use by	 Fragile, handle with care
REF Catalogue number	 Temperature limitation	 Contains sufficient for <n> tests	 Caution, consult Instruction For Use	 Do not reuse



LIOFILCHEM® s.r.l.

Via Scozia zona ind.le, 64026 Roseto degli Abruzzi (Te) Italy
Tel. +39 0858930745 Fax +39 0858930330 www.liofilchem.net liofilchem@liofilchem.net





Nutrient Agar ISO 16266

Terreno per la coltivazione di microrganismi non esigenti e la conferma di *Pseudomonas aeruginosa*, secondo ISO 16266.

DESCRIZIONE

Nutrient Agar ISO 16266 è un terreno utilizzato per la coltivazione di microrganismi non esigenti da campioni clinici ed ambientali.

Questo terreno è formulato secondo ISO 16266 per la ricerca ed il conteggio di *Pseudomonas aeruginosa* nell'acqua con la tecnica delle membrane filtranti.

FORMULA TIPICA	(g/l)
Peptone	5.0
Estratto di Carne	1.0
Estratto di Lievito	2.0
Sodio Cloruro	5.0
Agar	15.0
pH Finale 7.4 ± 0.2 a 25°C	

PRINCIPIO DEL METODO

Il peptone e l'estratto di carne forniscono aminoacidi, azoto, carbonio, vitamine e minerali per la crescita degli organismi. L'estratto di lievito è una fonte di vitamine, soprattutto del gruppo-B. Il sodio cloruro mantiene il bilancio osmotico del terreno. L'agar è l'agente solidificante.

PREPARAZIONE

<u>Terreno disidratato</u>	Sospendere 28 g di polvere in 1 litro di acqua distillata o deionizzata sterile. Mescolare bene. Riscaldare agitando di frequente e bollire fino a completa dissoluzione. Sterilizzare in autoclave a 121°C per 15 minuti.
<u>Terreno in flaconi</u>	Sciogliere il contenuto di un flacone in bagnomaria a 100°C (con i tappi leggermente svitati) fino a completa dissoluzione del terreno. Verificare, una volta fuso, la buona omogeneità del terreno capovolgendo il flacone dopo averne avvitato il tappo. Raffreddare a 45-50°C, mescolare bene senza formazione di bolle. Versare in piastre Petri in condizioni di asepsi.

PROCEDURA DEL TEST

Secondo ISO 16266, trasferire la membrana e le colonie presuntive di *Pseudomonas aeruginosa* su una piastra di Nutrient Agar ISO 16266. Incubare a 36 ± 2°C per 20-24 ore in atmosfera aerobica.

In alternativa il terreno può essere inoculato per spatolamento o strisciando direttamente il campione sulla superficie dell'agar.

INTERPRETAZIONE DEI RISULTATI

Osservare le colonie sviluppate sul terreno. Confermare *P. aeruginosa* con il test dell'ossidasi (ref. 88029).

ASPETTO

Terreno disidratato: omogeneo, fine granulometria, beige.

Terreno preparato: ambra, leggermente opalescente.

CONSERVAZIONE

La polvere è fortemente igroscopica, conservare a 10-30°C, in ambiente asciutto, nel suo contenitore originale chiuso ermeticamente. Conservare i flaconi, le provette e le piastre pronte a 10-25°C al riparo dalla luce. Non usare il prodotto dopo la sua data di scadenza indicata sull'etichetta o se il prodotto mostra segni di contaminazione o deterioramento.

DURATA

Terreno disidratato: 4 anni.

Terreno in flaconi: 2 anni.

Terreno in provette a becco di clarino: 1 anno.

Piastre pronte all'uso: 6 mesi.

CONTROLLO DI QUALITÀ

Il terreno viene inoculato con i ceppi microbici indicati nella tabella CQ.

Inoculo per produttività: 50-100 UFC.

Condizioni di incubazione: ambiente aerobico a $36 \pm 1^\circ\text{C}$ per 20-24 ore.

Tabella CQ.

Microrganismo		Crescita
<i>Pseudomonas aeruginosa</i>	ATCC® 27853	Buona
<i>Escherichia coli</i>	ATCC® 25922	Buona

AVVERTENZE E PRECAUZIONI

Il prodotto non contiene sostanze nocive in concentrazioni superiori ai limiti fissati dall'attuale legislazione e perciò non è classificato come pericoloso. Ciononostante si raccomanda di consultare la scheda di sicurezza per il suo corretto uso. Il prodotto è da intendersi per uso diagnostico *in vitro* e deve essere utilizzato esclusivamente da operatori adeguatamente addestrati.

SMALTIMENTO DEI RIFIUTI








Lo smaltimento dei rifiuti deve essere effettuato in conformità alle normative nazionali e locali in vigore.

BIBLIOGRAFIA

- ISO 16266:2008. Water Quality – Detection and enumeration of *Pseudomonas aeruginosa* – Method by membrane filtration.
- Marshall, R.T. (1993) Standard methods for the microbiological examination of dairy products, 16th ed.

PRESENTAZIONE		Contenuto	Ref.
Nutrient Agar ISO 16266	Piastre da 90 mm pronte all'uso	20 piastre	10044
Nutrient Agar ISO 16266	Piastre da 90 mm pronte all'uso	100 piastre	10044*
Nutrient Agar ISO 16266	Provette a becco di clarino	Provette 20 x 7 ml	31083
Nutrient Agar ISO 16266	Provette a becco di clarino	Provette 10 x 7 ml	30083
Nutrient Agar ISO 16266	Flaconi	Flaconi 6 x 500 ml	470060
Nutrient Agar ISO 16266	Flaconi	Flaconi 6 x 200 ml	412190
Nutrient Agar ISO 16266	Flaconi	Flaconi 6 x 100 ml	402190
Nutrient Agar ISO 16266	Terreno disidratato	100 g di polvere	620036
Nutrient Agar ISO 16266	Terreno disidratato	500 g di polvere	610036
Nutrient Agar ISO 16266	Terreno disidratato	5 kg di polvere	6100365

TABELLA DEI SIMBOLI

LOT Codice del lotto	IVD Dispositivo Medico Diagnostico <i>in vitro</i>	 Fabbricante	 Utilizzare entro	 Fragile, maneggiare con cura
REF Numero di catalogo	 Limiti di temperatura	 Contenuto sufficiente per <n> saggi	 Attenzione, Consultare le istruzioni per l'uso	 Non riutilizzare



LIOFILCHEM® s.r.l.

Via Scozia zona ind.le, 64026 Roseto degli Abruzzi (Te) Italy
Tel. +39 0858930745 Fax +39 0858930330 www.liofilchem.net liofilchem@liofilchem.net





Nutrient Agar ISO 16266

Medio para el cultivo de organismos no exigentes y para la confirmación de *Pseudomonas aeruginosa*, según la ISO 16266.

DESCRIPCIÓN

Nutrient Agar ISO 16266 es un medio para el cultivo de organismos no exigentes a partir de muestras clínicas y ambientales.

Su formulación sigue la ISO 16266 para la detección y contaje de *Pseudomonas aeruginosa* en aguas mediante la técnica de filtración de membrana.

FÓRMULA	(g/l)
Peptona	5.0
Extracto de Carne	1.0
Extracto de Levadura	2.0
Cloruro Sódico	5.0
Agar	15.0
pH final 7.4 ± 0.2 a 25°C	

PRINCIPIO DEL MÉTODO

La peptona y el extracto de carne suministran los aminoácidos, nitrógeno, carbono, vitaminas y minerales necesarios para el crecimiento de los microorganismos. El extracto de levadura es una fuente de vitaminas, especialmente del grupo B. El cloruro sódico mantiene el equilibrio osmótico del medio. El agar es el agente solidificante

PREPARACIÓN

<u>Medio deshidratado</u>	Suspender 28 g del polvo deshidratado en 1 litro de agua destilada o desionizada. Mezclar bien. Calentar hasta la ebullición removiendo frecuentemente hasta la completa disolución. Esterilizar en autoclave a 121°C durante 15 minutos.
<u>Medio en botellas</u>	Disolver el contenido de la botella en un baño con agua a 100°C (con el tapón ligeramente desenroscado) hasta su completa disolución. Comprobar la homogeneidad del medio disuelto, girar la botella si es necesario para ayudar a la homogeneización. Enfriar a 45-50°C, mezclar bien evitando la formación de burbujas y distribuir en placas Petri de forma aséptica.

PROCEDIMIENTO DEL TEST

Según la ISO 16266, se debe transferir la membrana filtrante de *Pseudomonas aeruginosa* a una placa de Nutrient Agar ISO 16266. Incubar aerobicamente a 36 ± 2°C durante 20-24 horas.

Como alternativa, se puede inocular el medio por estriación o vertiendo la muestra sobre el agar.

INTERPRETACIÓN DE LOS RESULTADOS

Observar el crecimiento de colonias. Confirmar *P. aeruginosa* a través del test de la oxidasa (ref. 88029).

ASPECTO

Medio deshidratado: suelto, homogéneo, beige claro.

Medio preparado: ligeramente opalescente, ámbar claro

ALMACENAMIENTO

El polvo deshidratado es muy higroscópico, almacenar a 10-30°C, en un entorno seco, en su frasco original correctamente cerrado. Almacenar las botellas y las placas preparadas a 10-25°C fuera del contacto de la luz. No utilizar el producto fuera de la fecha de caducidad descrita en la etiqueta o si el producto presenta alguna muestra de deterioro o contaminación.

VIDA ÚTIL

Medio deshidratado: 4 años.

Medio en botellas: 2 años.

Tubos semitendidos: 1 año

Placas preparadas: 6 meses.

CONTROL DE CALIDAD

Las placas se inoculan con las cepas indicadas en la siguiente tabla.

Inóculo para productividad: 50-100 CFU

Condiciones de incubación: aeróbicas a $36 \pm 1^\circ\text{C}$ durante 20-24 horas.

Tabla CC.

Microorganismo	Crecimiento
<i>Pseudomonas aeruginosa</i> ATCC® 27853	Bueno
<i>Escherichia coli</i> ATCC® 25922	Bueno

ADVERTENCIAS Y PRECAUCIONES

Este producto no contiene sustancias peligrosas en concentraciones que excedan los límites fijados por la legislación actual y no está clasificado como peligroso. Se recomienda de todas formas la lectura de la hoja de seguridad para el uso apropiado. El producto está pensado para un uso exclusivo de diagnóstico *in vitro* y debe ser utilizado sólo por operadores debidamente adiestrados.

DESECHO DE RESÍDUOS








El desecho de los residuos debe realizarse según la regulación nacional y local vigente.

BIBLIOGRAFÍA

- ISO 16266:2008. Water Quality – Detection and enumeration of *Pseudomonas aeruginosa* – Method by membrane filtration.
- Marshall, R.T. (1993) Standard methods for the microbiological examination of dairy products, 16th ed.

PRESENTACIÓN	Contenido	Ref.
Nutrient Agar ISO 16266 Placas de 90 mm listas para su uso	20 placas	10044
Nutrient Agar ISO 16266 Placas de 90 mm listas para su uso	100 placas	10044*
Nutrient Agar ISO 16266 Tubos semitendidos	20 x 7 ml tubos	31083
Nutrient Agar ISO 16266 Tubos semitendidos	10 x 7 ml tubos	30083
Nutrient Agar ISO 16266 Botellas	6 x 500 ml botellas	470060
Nutrient Agar ISO 16266 Botellas	6 x 200 ml botellas	412190
Nutrient Agar ISO 16266 Botellas	6 x 100 ml botellas	402190
Nutrient Agar ISO 16266 Medio deshidratado	100 g de polvo deshidratado	620036
Nutrient Agar ISO 16266 Medio deshidratado	500 g de polvo deshidratado	610036
Nutrient Agar ISO 16266 Medio deshidratado	5 kg de polvo deshidratado	6100365

TABLA DE SÍMBOLOS

LOT Código de lote	IVD Sistema medico para el Diagnóstico <i>In vitro</i>	 Fabricante	 Utilizar antes de	 Frágil, manipular con cuidado
REF Número de catálogo	 Límites de temperatura	 Contenido suficiente para <n> análisis	 Atención, consultar el documento adjunto	 No reutilizar



LIOFILCHEM® s.r.l.

Via Scozia zona ind.le, 64026 Roseto degli Abruzzi (Te) Italy
Tel. +39 0858930745 Fax +39 0858930330 www.liofilchem.net liofilchem@liofilchem.net





Mannitol Salt Agar

Selective medium for isolation and enumeration of staphylococci from clinical samples and other materials, according to USP/EP/JP.

DESCRIPTION

Mannitol Salt Agar is a selective medium used for isolating pathogenic staphylococci from clinical samples, food and other materials of sanitary importance.

This medium is prepared according to recommendations of the harmonized USP/EP/JP method for the detection of *S. aureus* in non sterile pharmaceutical products.

TYPICAL FORMULA	(g/l)
Pancreatic Digest of Casein	5.0
Peptic Digest of Animal Tissue	5.0
Beef Extract	1.0
D-Mannitol	10.0
Sodium Chloride	75.0
Phenol Red	0.025
Agar	15.0
Final pH 7.4 ± 0.2 at 25°C	

METHOD PRINCIPLE

Pancreatic digest of casein, peptic digest of animal tissue and beef extract provide amino acids, nitrogen, carbon, vitamins and minerals for organisms growth. Mannitol is the fermentable carbohydrate. The high salt content of 7.5% inhibits most bacteria other than staphylococci. Phenol red is the pH indicator. Agar is the solidifying agent.

PREPARATION

- Dehydrated medium Suspend 111 g of the powder in 1 liter of distilled or deionized water. Mix well. Heat to boil for 1 minute shaking frequently until completely dissolved. Sterilize in autoclave at 121°C for 15 minutes.
- Medium in bottles Melt the content of the bottle in a water bath at 100°C (loosing the cap partially removed) until completely dissolved. Then screw the cap and check the homogeneity of the dissolved medium, if it is the case turning the bottle upside down. Cool at 45-50°C, mix well avoiding foam formation and aseptically distribute into Petri dishes.

TEST PROCEDURE

Inoculate plates by the direct streaking of the material to be examined over the agar surface. Incubate aerobically at 35 ± 2°C for 24-48 hours.

Harmonized USP/EP/JP method for microbiological examination of non sterile products recommends to inoculate the sample in Tryptic Soy Broth (ref. 24444). Subculture on a plate of Mannitol Salt Agar and incubate at 30-35°C for 18-72 hours.

INTERPRETING RESULTS

S. aureus cultivates with yellow or white colonies surrounded by a yellow zone. Confirm by identification tests*.

Coagulase-negative Staphylococci form small colorless to red colonies with no color change to the medium

*Suspect colonies can be subcultured to a moderately selective medium such as Baird Parker RPF Agar (ref. 10521, 402210) for the determination of coagulase activity (ISO 6888-2).

APPEARANCE OF THE MEDIUM

Dehydrated medium: free-flowing, homogeneous, beige-pink.

Prepared medium: slightly opalescent, pinkish-red.

STORAGE

The powder is very hygroscopic, store the powder at 10-30°C, in a dry environment, in its original container tightly closed. Store bottles and prepared plates at 10-25°C away from light. Do not use the product beyond its expiry date on the label or if product shows any evidence of contamination or any sign of deterioration.

SHELF LIFE

Dehydrated medium: 4 years.
 Medium in bottles: 2 years.
 Ready-to-use plates: 6 months.

QUALITY CONTROL

Plates are inoculated with the microbial strains indicated in the QC table.
 Inoculum for productivity: 10-100 CFU
 Inoculum for selectivity: 10⁴-10⁶ CFU
 Incubation conditions: aerobically at 35 ± 2°C for 24-48 hours.
 *30-35°C for 18-72 h (USP/EP/JP Growth Promotion Testing).

QC Table.

Microorganism		Growth	Specification
<i>Staphylococcus aureus</i>	ATCC® 25923	Good	Yellow colonies with yellow zone
<i>Staphylococcus aureus</i> *	ATCC® 6538	Good	Yellow colonies with yellow zone
<i>Staphylococcus epidermidis</i>	ATCC® 12228	Good	Red colonies
<i>Escherichia coli</i>	ATCC® 25922	Inhibited	---
<i>Escherichia coli</i> *	ATCC® 8739	Inhibited	---

WARNING AND PRECAUTIONS

The product does not contain hazardous substances in concentrations exceeding the limits set by current legislation and therefore is not classified as dangerous. It is nevertheless recommended to consult the safety data sheet for its correct use. The product is intended for *in vitro* diagnostic use and must be used only by properly trained operators.

DISPOSAL OF WASTE








Disposal of waste must be carried out according to national and local regulations in force.

BIBLIOGRAPHY

- European Pharmacopoeia 6.5 (2009). 2.6.13 Microbiological examination of non-sterile products: Test for specified microorganisms.
- United States Pharmacopoeia 32 NF 27 (2009). <62> Microbiological examination of non-sterile products: Test for specified microorganisms.
- Japanese Pharmacopoeia 4.05 (2008). Microbiological examination of non-sterile products: Test for specified microorganisms.
- ISO 6888-2:1999 + A1:2003. Microbiology of food and animal feeding stuffs – Horizontal method for the enumeration of coagulase-positive staphylococci (*Staphylococcus aureus* and other species) – Part 2: Technique using rabbit plasma fibrinogen agar medium.
- Kloos, W.E., and T.L. Bannerman (1995) *Staphylococcus* and *Micrococcus*. In Manual of clinical microbiology, 6th ed.
- Chapman, G.H. (1945) The significance of sodium chloride in studies of staphylococci. J. Bacteriol. 50:201-203.

PRESENTATION		Contents	Ref.
Mannitol Salt Agar	90 mm ready-to-use plates	20 plates	10030
Mannitol Salt Agar	90 mm ready-to-use plates	100 plates	10030*
Mannitol Salt Agar	Bottles	6 x 500 ml bottles	470080
Mannitol Salt Agar	Bottles	6 x 200 ml bottles	412290
Mannitol Salt Agar	Bottles	6 x 100 ml bottles	402290
Mannitol Salt Agar	Dehydrated medium	500 g of powder	610029
Mannitol Salt Agar	Dehydrated medium	100 g of powder	620029
Mannitol Salt Agar	Dehydrated medium	5 kg of powder	6100295

TABLE OF SYMBOLS

LOT Batch code	IVD <i>In vitro</i> Medical Diagnostic Device	 Manufacturer	 Use by	 Fragile, handle with care
REF Catalogue number	 Temperature limitation	 Contains sufficient for <n> tests	 Caution, consult Instruction For Use	 Do not reuse

**LIOFILCHEM® s.r.l.**

Via Scozia zona ind.le, 64026 Roseto degli Abruzzi (Te) Italy
 Tel. +39 0858930745 Fax +39 0858930330 www.liofilchem.net



liofilchem@liofilchem.net



Mannitol Salt Agar

Terreno selettivo per l'isolamento ed il conteggio di stafilococchi da campioni clinici ed altri materiali, in accordo a USP/EP/JP.

DESCRIZIONE

Mannitol Salt Agar è un terreno selettivo utilizzato per l'isolamento di stafilococchi patogeni da campioni clinici, alimenti ed altri materiali di importanza sanitaria.

Il terreno è preparato secondo il metodo armonizzato USP/EP/JP per la ricerca di *S. aureus* nei prodotti farmaceutici non sterili.

FORMULA TIPICA	(g/l)
Digerito Pancreatico di Caseina	5.0
Digerito Peptico di Tessuto Animale	5.0
Estratto di Carne	1.0
D-Mannitolo	10.0
Sodio Cloruro	75.0
Rosso Fenolo	0.025
Agar	15.0
pH Finale 7.4 ± 0.2 a 25°C	

PRINCIPIO DEL METODO

Il digerito pancreatico di caseina, il digerito peptico di tessuto animale e l'estratto di carne forniscono aminoacidi, azoto, carbonio, vitamine e minerali per la crescita dei microrganismi. Il mannitolo è il carboidrato fermentabile. La presenza di cloruro di sodio al 7.5% inibisce la maggior parte dei batteri ad eccezione degli stafilococchi. Il rosso fenolo è l'indicatore di pH. L'agar è l'agente solidificante.

PREPARAZIONE

<u>Terreno disidratato</u>	Sospendere 111 g di polvere in 1 litro di acqua distillata o deionizzata sterile. Mescolare bene. Riscaldare agitando di frequente e bollire per 1 minuto per ottenere la completa dissoluzione. Sterilizzare in autoclave a 121°C per 15 minuti.
<u>Terreno in flaconi</u>	Sciogliere il contenuto di un flacone in bagnomaria a 100°C (con il tappo leggermente svitato) fino a completa dissoluzione del terreno. Verificare, una volta fuso, la buona omogeneità del terreno capovolgendo il flacone dopo averne avvitato il tappo. Raffreddare a 45-50°C, mescolare bene senza formazione di bolle. Versare in piastre Petri in condizioni di asepsi.

PROCEDURA DEL TEST

Inoculare le piastre strisciando il campione da esaminare direttamente sulla superficie dell'agar. Incubare in atmosfera aerobica a 35 ± 2°C per 24-48 ore.

Per l'esame microbiologico dei prodotti non sterili, il metodo armonizzato USP/EP/JP raccomanda di inoculare il campione in Tryptic Soy Broth (ref. 24444). Subcoltivare su una piastra di Mannitol Salt Agar ed incubare a 30-35°C per 18-72 ore.

INTERPRETAZIONE DEI RISULTATI

S. aureus coltiva con colonie gialle o bianche circondate da un alone giallo. Confermare con test identificativi*. Gli stafilococchi coagulasi negativi formano piccole colonie da incolore a rosse con nessun cambiamento di colore del terreno.

*Le colonie sospette possono essere subcoltivate su un terreno moderatamente selettivo come Baird Parker RPF Agar (ref. 10521, 402210) per la determinazione dell'attività della coagulasi (ISO 6888-2).

ASPETTO

Terreno disidratato: omogeneo, fine granulometria, beige-rosa.

Terreno preparato: rosastro-rosso, leggermente opalescente.

CONSERVAZIONE

La polvere è fortemente igroscopica, conservare a 10-30°C, in ambiente asciutto, nel suo contenitore originale chiuso ermeticamente. Conservare i flaconi e le piastre pronte a 10-25°C al riparo dalla luce. Non usare il prodotto dopo la sua data di scadenza indicata sull'etichetta o se il prodotto mostra segni di contaminazione o deterioramento.

VALIDITÀ

Terreno disidratato: 4 anni.
 Terreno in flaconi: 2 anni.
 Piastre pronte all'uso: 6 mesi.

CONTROLLO DI QUALITÀ

Le piastre vengono inoculate con i ceppi microbici indicati nella tabella CQ.
 Inoculo per produttività: 10-100 UFC.
 Inoculo per selettività: 10⁴-10⁶ UFC.
 Condizioni di incubazione: ambiente aerobico a 35 ± 2°C per 24-48 ore.
 *30-35°C per 18-72 ore (USP/EP/JP Growth Promotion Testing).

Tabella CQ.

Microorganismo		Crescita	Specifiche
<i>Staphylococcus aureus</i>	ATCC® 25923	Buona	Colonie gialle con alone giallo
<i>Staphylococcus aureus</i> *	ATCC® 6538	Buona	Colonie gialle con alone giallo
<i>Staphylococcus epidermidis</i>	ATCC® 12228	Buona	Colonie rosse
<i>Escherichia coli</i>	ATCC® 25922	Inibita	---
<i>Escherichia coli</i> *	ATCC® 8739	Inibita	---

AVVERTENZE E PRECAUZIONI

Il prodotto non contiene sostanza nocive in concentrazioni superiori ai limiti fissati dall'attuale legislazione e perciò non è classificato come pericoloso. Ciononostante si raccomanda di consultare la scheda di sicurezza per il suo corretto uso. Il prodotto è da intendersi per uso diagnostico *in vitro* e deve essere utilizzato esclusivamente da operatori adeguatamente addestrati.

SMALTIMENTO DEI RIFIUTI

Lo smaltimento dei rifiuti deve essere effettuato in conformità alle normative nazionali e locali in vigore.








BIBLIOGRAFIA

- European Pharmacopoeia 6.5 (2009). 2.6.13 Microbiological examination of non-sterile products: Test for specified microorganisms.
- United States Pharmacopoeia 32 NF 27 (2009). <62> Microbiological examination of non-sterile products: Test for specified microorganisms.
- Japanese Pharmacopoeia 4.05 (2008). Microbiological examination of non-sterile products: Test for specified microorganisms.
- ISO 6888-2:1999 + A1:2003. Microbiology of food and animal feeding stuffs – Horizontal method for the enumeration of coagulase-positive staphylococci (*Staphylococcus aureus* and other species) – Part 2: Technique using rabbit plasma fibrinogen agar medium.
- Kloos, W.E., and T.L. Bannerman (1995) *Staphylococcus* and *Micrococcus*. In Manual of clinical microbiology, 6th ed.
- Chapman, G.H. (1945) The significance of sodium chloride in studies of staphylococci. J. Bacteriol. 50:201-203.

PRESENTAZIONE

		Contenuto	Ref.
Mannitol Salt Agar	Piastre da 90 mm pronte all'uso	20 piastre	10030
Mannitol Salt Agar	Piastre da 90 mm pronte all'uso	100 piastre	10030*
Mannitol Salt Agar	Flaconi	Flaconi 6 x 500 ml	470080
Mannitol Salt Agar	Flaconi	Flaconi 6 x 200 ml	412290
Mannitol Salt Agar	Flaconi	Flaconi 6 x 100 ml	402290
Mannitol Salt Agar	Terreno disidratato	500 g di polvere	610029
Mannitol Salt Agar	Terreno disidratato	100 g di polvere	620029
Mannitol Salt Agar	Terreno disidratato	5 kg di polvere	6100295

TABELLA DEI SIMBOLI

LOT Codice del lotto	IVD <i>In vitro</i> Diagnostic Medical Device	 Fabbricante	 Utilizzare entro	 Fragile, maneggiare con cura
REF Numero di catalogo	 Limiti di temperatura	 Contenuto sufficiente per <n> saggi	 Attenzione, Consultare le istruzioni per l'uso	 Non riutilizzare

**LIOFILCHEM® s.r.l.**

Via Scozia zona ind.le, 64026 Roseto degli Abruzzi (Te) Italy
 Tel. +39 0858930745 Fax +39 0858930330 www.liofilchem.net liofilchem@liofilchem.net





Selenite Broth

Liquid medium for selective enrichment of *Salmonella* spp, from clinical and nonclinical samples, according to APHA.

DESCRIPTION

Selenite Broth is an enrichment medium used for the selective isolation of *Salmonella* and some species of *Shigella*.

This medium is prepared according to the original formula described as Selenite F Broth by Leifson and recommended by the American Public Health Association for the examination of food.

TYPICAL FORMULA

	(g/l)
Enzymatic Digest of Casein	5.0
Lactose	4.0
Sodium Phosphate	10.0
Sodium Selenite	4.0
Final pH 7.0 ± 0.2 at 25°C	

METHOD PRINCIPLE

Enzymatic digest of casein provides amino acids, nitrogen, carbon, vitamins and minerals for organisms growth. Lactose is the fermentable carbohydrate. Sodium phosphate is the buffer. Sodium selenite is the selective agent inhibiting many species of Gram-positive and Gram-negative bacteria including enterococci and coliforms.

PREPARATION

Dehydrated medium Suspend 23 g of the powder in 1 liter of distilled or deionized water. Mix well. Heat to boil shaking frequently until completely dissolved. Dispense into suitable containers (bottles or tubes). A depth of at least 5 cm is recommended, as salmonellae survive better at low oxygen tensions. **DO NOT AUTOCLAVE.**

TEST PROCEDURE

Inoculate the tube with 1-2 g of stool specimen or other solid material (approximately 10-15% by volume) and emulsify in the broth. For urines, the broth should be used at double concentration and inoculated with its own volume of the specimen. Incubate at 35 ± 2°C for 12-24 hours (coliforms may overgrow the pathogens if incubated for longer than 24 hours).

INTERPRETING RESULTS

Turbidity indicates microbial growth.

Subculture to a selective and differential enteric plated medium, such as XLD Agar (ref. 10056), Hektoen Enteric Agar (ref. 10043) or MacConkey Agar (ref. 10029), streaking for isolation. Examine for typical colony morphology. Confirm with further biochemical tests.

APPEARANCE

Dehydrated medium: free-flowing, homogeneous, white to light beige.

Prepared medium: clear, very pale yellow.

STORAGE

The powder is very hygroscopic, store the powder at 10-30°C, in a dry environment, in its original container tightly closed. Store bottles and tubes at 2-8°C away from light. Do not use the product beyond its expiry date on the label or if product shows any evidence of contamination or any sign of deterioration.

SHELF LIFE

Dehydrated medium: 4 years.

Medium in tubes/bottles: 1 year.

QUALITY CONTROL

The medium is inoculated with the microbial strains indicated in the QC table.

Inoculum for productivity: ≤ 100 CFU.

Inoculum for selectivity: $>10^3$ CFU.

Incubation conditions: aerobically at $35 \pm 2^\circ\text{C}$ for 18-24 hours.

QC Table.

Microorganism		Growth
<i>Salmonella</i> Typhimurium	ATCC® 14028	Good
<i>Shigella sonnei</i>	ATCC® 25931	Good
<i>Escherichia coli</i>	ATCC® 25922	Partially to completely inhibited

WARNING AND PRECAUTIONS

The product contains hazardous substances and is classified as dangerous. It is recommended to consult the safety data sheet for its correct use. The product is intended for *In vitro* diagnostic use and must be used only by properly trained operators.

DISPOSAL OF WASTE








Disposal of waste must be carried out according to national and local regulations in force.

BIBLIOGRAPHY

1. Versalovic, J., K.C. Carroll, G. Funke, J.H. Jorgensen, M.L. Landry, and D.W. Warnock (2011) Manual of Clinical Microbiology. 10th ed. ASM Press, Washington, D.C.
2. Quality Control for Commercially Prepared Microbiological Media (2004) - 3rd ed. M22-A3. Clinical and Laboratory Standards Institute - CLSI (NCCLS), Wayne, PA.
3. Vanderzant, C., and D.F. Splittstoesser (eds.). Compendium of methods for the microbiological examination of foods, 3rd ed. American Public Health Association, Washington, D.C.
4. Leifson, E. (1939) New selenite selective enrichment medium for the isolation of typhoid and paratyphoid bacilli. Am. J. Hyg. 24:423-432.

PRESENTATION		Contents	Ref.
Selenite Broth	Tubes	20 x 10 ml tubes	24110
Selenite Broth	Tubes	20 x 5 ml tubes	24143
Selenite Broth	Bottles	6 x 100 ml bottles	402050
Selenite Broth	Bottles	6 x 200 ml bottles	412050
Selenite Broth (Double Concentration)	Bottles	6 x 200 ml bottles	432050
Selenite Broth	Bottles	6 x 500 ml bottles	470020
Selenite Broth	Bottles	6 x 1000 ml bottles	463130
Selenite Broth	Dehydrated medium	500 g of powder	610145
Selenite Broth	Dehydrated medium	100 g of powder	620145
Selenite Broth	Dehydrated medium	5 kg of powder	6101455

TABLE OF SYMBOLS

LOT Batch code	IVD <i>In vitro</i> Diagnostic Medical Device	 Manufacturer	 Use by	 Fragile, handle with care
REF Catalogue number	 Temperature limitation	 Contains sufficient for <n> tests	 Caution, consult Instruction For Use	 Do not reuse



LIOFILCHEM® s.r.l.

Via Scozia zona ind.le, 64026 Roseto degli Abruzzi (Te) Italy
Tel. +39 0858930745 Fax +39 0858930330 www.liofilchem.net liofilchem@liofilchem.net





Selenite Broth

Terreno liquido per l'arricchimento selettivo di *Salmonella* spp, da campioni clinici e non clinici, secondo APHA.

DESCRIZIONE

Selenite Broth è un terreno di arricchimento utilizzato per l'isolamento selettivo di *Salmonella* ed alcune specie di *Shigella*.

Questo terreno è preparato secondo la formula originale descritta da Leifson come Selenite F Broth e raccomandata da American Public Health Association per l'esame degli alimenti.

FORMULA TIPICA

	(g/l)
Digerito Enzimatico di Caseina	5.0
Lattosio	4.0
Sodio Fosfato	10.0
Sodio Selenite	4.0

pH Finale 7.0 ± 0.2 a 25°C

PRINCIPIO DEL METODO

Il digerito enzimatico di caseina fornisce aminoacidi, azoto, carbonio, vitamine e minerali per la crescita dei microrganismi. Il lattosio è il carboidrato fermentabile. Il sodio fosfato è il tampone. Il sodio selenite è l'agente selettivo che inibisce molte specie di batteri Gram-positivi e Gram-negativi incluso enterococchi e coliformi.

PREPARAZIONE

Terreno disidratato Sospendere 23 g di polvere in 1 litro di acqua distillata o deionizzata sterile. Mescolare bene. Riscaldare agitando di frequente e bollire fino a completa dissoluzione. Distribuire in contenitori adeguati (flaconi o provette). Si raccomanda di utilizzare contenitori alti almeno 5 cm in quanto la sopravvivenza delle salmonelle è favorita da basse tensioni di ossigeno. NON AUTOCLAVARE.

PROCEDURA DEL TEST

Inoculare le provette con 1-2 g di campione fecale o altro materiale solido (approssimativamente 10-15% in volume) ed emulsionare nel brodo. Per le urine, si dovrebbe utilizzare il terreno a doppia concentrazione da inoculare con un ugual volume di campione. Incubare a 35 ± 2°C per 12-24 ore (la crescita dei coliformi può soprafare quella dei patogeni se l'incubazione viene prolungata oltre le 24 ore).

INTERPRETAZIONE DEI RISULTATI

La torbidità è indice di crescita microbica.

Subcoltivare su terreni in piastra selettivi come XLD Agar (ref. 10056), Hektoen Enteric Agar (ref. 10043) o MacConkey Agar (ref. 10029), cercando di ottenere colonie ben isolate. Esaminare le colonie con morfologia tipica. Confermare con ulteriori test biochimici.

ASPETTO

Terreno disidratato: omogeneo, fine granulometria, da bianco a beige chiaro.

Terreno preparato: chiaro, giallo pallido.

CONSERVAZIONE

La polvere è fortemente igroscopica, conservare a 10-30°C, in ambiente asciutto, nel suo contenitore originale chiuso ermeticamente. Conservare i flaconi e le provette a 2-8°C al riparo dalla luce. Non usare il prodotto dopo la sua data di scadenza indicata sull'etichetta o se il prodotto mostra segni di contaminazione o deterioramento.

VALIDITÀ

Terreno disidratato: 4 anni.

Terreno in provette/flaconi: 1 anno.

CONTROLLO DI QUALITÀ

Il terreno viene inoculato con i ceppi microbici indicati nella tabella CQ.

Inoculo per produttività: ≤ 100 UFC.

Inoculo per selettività: $> 10^3$ UFC.

Condizioni di incubazione: ambiente aerobico a $35 \pm 2^\circ\text{C}$ per 18-24 ore.

Tabella CQ.

Microrganismo	Crescita	
<i>Salmonella Typhimurium</i>	ATCC® 14028	Buona
<i>Shigella sonnei</i>	ATCC® 25931	Buona
<i>Escherichia coli</i>	ATCC® 25922	Da parzialmente a completamente a inibita

AVVERTENZE E PRECAUZIONI

Il prodotto contiene sostanze nocive ed è classificato come pericoloso. Si raccomanda di consultare la scheda di sicurezza per il suo corretto uso. Il prodotto è da intendersi per uso diagnostico *in vitro* e deve essere utilizzato esclusivamente da operatori adeguatamente addestrati.

SMALTIMENTO DEI RIFIUTI

Lo smaltimento dei rifiuti deve essere effettuato in conformità alle normative nazionali e locali in vigore.








BIBLIOGRAFIA

1. Versalovic, J., K.C. Carroll, G. Funke, J.H. Jorgensen, M.L. Landry, and D.W. Warnock (2011) Manual of Clinical Microbiology. 10th ed. ASM Press, Washington, D.C.
2. Quality Control for Commercially Prepared Microbiological Media (2004) - 3rd ed. M22-A3. Clinical and Laboratory Standards Institute - CLSI (NCCLS), Wayne, PA.
3. Vanderzant, C., and D.F. Splittstoesser (eds.). Compendium of methods for the microbiological examination of foods, 3rd ed. American Public Health Association, Washington, D.C.
4. Leifson, E. (1939) New selenite selective enrichment medium for the isolation of typhoid and paratyphoid bacilli. Am. J. Hyg. 24:423-432.

PRESENTAZIONE

		Contenuto	Ref.
Selenite Broth	Provette	Provette 20 x 10 ml	24110
Selenite Broth	Provette	Provette 20 x 5 ml	24143
Selenite Broth	Flaconi	Flaconi 6 x 100 ml	402050
Selenite Broth	Flaconi	Flaconi 6 x 200 ml	412050
Selenite Broth (Double Concentration)	Flaconi	Flaconi 6 x 200 ml	432050
Selenite Broth	Flaconi	Flaconi 6 x 500 ml	470020
Selenite Broth	Flaconi	Flaconi 6 x 1000 ml	463130
Selenite Broth	Terreno disidratato	500 g di polvere	610145
Selenite Broth	Terreno disidratato	100 g di polvere	620145
Selenite Broth	Terreno disidratato	5 kg di polvere	6101455

TABELLA DEI SIMBOLI

LOT Codice del lotto	IVD Dispositivo Medico Diagnostico <i>in vitro</i>	 Fabbricante	 Utilizzare entro	 Fragile, maneggiare con cura
REF Numero di catalogo	 Limiti di temperatura	 Contenuto sufficiente per <n> saggi	 Attenzione, Consultare le istruzioni per l'uso	 Non riutilizzare



LIOFILCHEM® s.r.l.

Via Scozia zona ind.le, 64026 Roseto degli Abruzzi (Te) Italy

Tel. +39 0858930745

Fax +39 0858930330

www.liofilchem.net

liofilchem@liofilchem.net



SIMMONS CITRATE AGAR

Differential medium for enterobacteria identification.

TYPICAL FORMULA	(g/l)
Magnesium Sulfate	0.2
Ammonium Dihydrogen Phosphate	1.0
Dipotassium Phosphate	1.0
Sodium Citrate	2.0
Sodium Chloride	5.0
Brom Thymol Blue	0.08
Agar	15.0

Final pH = 6.8 ± 0.2 at 25 °C.

DIRECTIONS

Suspend 24.3 g of powder in 1 liter of distilled or deionized water. Heat to boiling until completely dissolved. Dispense into final tubes and sterilize in the autoclave at 121°C for 15 minutes. Allow the medium to solidify in a slant position.

DESCRIPTION

SIMMONS CITRATE AGAR is recommended for the differentiation and identification of *Enterobacteriaceae* on the basis of citrate utilization.

TECHNIQUE

Inoculate the medium with the specimen by stabbing the butt and streaking the slope. Incubate at 36 ± 1 °C for 24-48 hours. Organisms able to utilize ammonium dihydrogen phosphate and sodium citrate as the sole sources of nitrogen and carbon respectively will grow on this medium and produce an alkaline reaction as evidenced by a change in the color of the bromthymol blue indicator from green (neutral) to blue (alkaline).

QUALITY CONTROL

Dehydrated medium

Appearance: free-flowing, homogeneous.

Color: yellow, may have green tinge.

Prepared medium

Appearance: slightly opalescent, may have a slight precipitate.

Color: forest green.

Incubation conditions: 36 ± 1°C for 24-48 hours.

Microorganism	ATCC	Growth	Characteristics
<i>Escherichia coli</i>	25922	inhibited	
<i>Enterobacter aerogenes</i>	13048	good	blue
<i>Salmonella typhimuriums</i>	14028	good	blue
<i>Salmonella typhi</i>	19430	good	green

STORAGE

The powder is very hygroscopic: store the powder at 10-30 °C, in a dry environment, in its original container tightly closed and use it before the expiry date on the label or until signs of deterioration or contamination are evident.

Store prepared tubes at 2-8 °C.



LIOFILCHEM s.r.l.

Via Scozia, Zona Ind.le - 64026, Roseto D.A. (TE) - ITALY

Phone +390858930745 Fax +390858930330

Website: www.liofilchem.net E-mail: liofilchem@liofilchem.net










REFERENCES

1. Ewig W.H. and Edwards P.R. (1960). Bull. Bact. Nomen. And Taxon. **10**:1-12.
2. American Public Health Association (1981). Standard Methods for the Examination of Water and Wastewater, 15th ed. APHA Inc, Washington DC.
3. Matsen J.M., and Sherris J.C. (1969) Appl. Microbiol. **18**: 452-454.

PRESENTATION

Product	REF	Σ
SIMMONS CITRATE AGAR (20.5 l)	610046	500 g
SIMMONS CITRATE AGAR (4.1 l)	620046	100 g

TABLE OF SYMBOLS

LOT Batch code	 Caution, consult accompanying documents	 Manufacturer	 Contains sufficient for <n> tests	IVD <i>In Vitro</i> Diagnostic Medical Device
REF Catalogue number	 Fragile, handle with care	 Use by	 Temperature limitation	 Keep away from heat source



LIOFILCHEM s.r.l.

Via Scozia, Zona Ind.le - 64026, Roseto D.A. (TE) - ITALY

Phone +390858930745 Fax +390858930330

Website: www.liofilchem.net E-mail: liofilchem@liofilchem.net



S.S. AGAR (MODIFIED)

Terreno selettivo per l'isolamento di *Salmonella* spp. e *Shigella* spp.

FORMULA TIPICA	(g/l)
Peptone	5.5
Estratto di Carne	5.0
Lattosio	10.0
SodioTiosolfato	8.5
Estratto di Lievito	5.0
Sodio Citrato	1.0
Sali di Bile N.3	1.5
Ammonio Ferrico Citrato	1.5
Verde Brillante	0.33 mg
Rosso Neutro	0.025
Agar	14.0
pH Finale	7.0 ± 0.2

DESCRIZIONE

S.S. AGAR (MODIFIED) è un terreno altamente selettivo per l'isolamento di *Salmonella* spp ed alcune specie di *Shigella* da materiale clinico, alimenti ed altri campioni.

PRINCIPIO

I microrganismi Gram-positivi ed i coliformi sono inibiti dai componenti selettivi: verde brillante, sali di bile, tiosolfato e citrato. La differenziazione dei microrganismi è ottenuta attraverso l'introduzione del lattosio nel terreno: gli organismi che fermentano il lattosio producono acidificazione che, in presenza del rosso neutro, determina la formazione di colonie rosse. I lattosio non-fermentanti producono colonie incolori. Il tiosolfato, in combinazione con il ferro, agisce come un indicatore per la produzione di solfuro che è indicata da un annerimento del centro delle colonie.

PREPARAZIONE

Sospendere 52.0 g di polvere in 1 litro di acqua distillata o deionizzata sterile. Mescolare bene. Riscaldare agitando di frequente e bollire fino a completa dissoluzione. NON AUTOCLAVARE. Raffreddare il terreno a 45-50°C. In condizioni di asepsi dispensare in piastre Petri e lasciar solidificare il terreno mantenendo i coperchi parzialmente rimossi.

TECNICA

Inoculare strisciando il campione da analizzare sulla superficie del terreno al fine di isolare colonie pure da campioni contenenti una flora mista. Incubare a 36±1°C per 18-24 ore.

INTERPRETAZIONE DEI RISULTATI

Salmonella spp ed altri microorganismi non fermentanti il lattosio possono produrre colonie opache, tralucide o trasparenti, con o senza il centro nero. Le colonie di *Shigella* sono incolori. I pochi organismi che fermentano il lattosio, che riescono a crescere sul terreno, si differenziano per le colonie rossastre di aspetto mucoide.

CONSERVAZIONE

Il prodotto può essere conservato a 10-30°C al riparo dalla luce, fino alla data di scadenza indicata in etichetta. Eliminare se vi sono segni evidenti di deterioramento o contaminazione.

AVVERTENZE E PRECAUZIONI

Il prodotto non contiene sostanze nocive in concentrazioni superiori ai limiti fissati dalla normativa vigente, perciò non è classificato come pericoloso; per il suo impiego si consiglia comunque di consultare la scheda di sicurezza. Il prodotto è destinato esclusivamente per Uso Diagnostico *in vitro* e deve essere utilizzato da parte di personale qualificato.

SMALTIMENTO DEI RIFIUTI

Lo smaltimento del prodotto deve essere effettuato secondo le vigenti regolamentazioni nazionali e locali.

RIFERIMENTI BIBLIOGRAFICI

1. Gray L.D. (1995). *Escherichia, Salmonella, Shigella and Yersinia*, p. 450-456. In Manual of clinical microbiology, 6th ed. American society of microbiology.
2. Leifson E. (1935). J. Pathol. Bacteriol. 40: 581.
3. Rose, H.M., and M.H. Kolodny (1942). J. Lab. Clin. Med. 27: 1081-1083.



LIOFILCHEM® S.r.l.

Via Scozia, Zona Ind.le - 64026, Roseto degli Abruzzi (TE) - ITALY

Tel +39 0858930745 Fax +39 0858930330 Website: www.liofilchem.net E-mail: liofilchem@liofilchem.net



SPECIFICHE DI PRODOTTO

DENOMINAZIONE

S.S. AGAR (MODIFIED)

PRESENTAZIONE

Terreno disidratato

CONSERVAZIONE

10-30°C

CONFEZIONAMENTO

Ref.	Contenuto	Modalità di confezionamento
610042	500 g	500 g di polvere in flacone in plastica
620042	100 g	100 g di polvere in flacone in plastica
6100425	5 kg	5 kg di polvere in contenitore in plastica

pH DEL TERRENO

7.0 ± 0.2

IMPIEGO

S.S. AGAR è un terreno altamente selettivo per l'isolamento di *Salmonella* spp ed alcune specie di *Shigella* da materiale clinico, alimenti ed altri campioni

TECNICA

Fare riferimento alla scheda tecnica del prodotto

ASPETTO DEL TERRENO

Terreno disidratato

Aspetto: omogeneo

Colore: rosa chiaro

Terreno preparato

Aspetto: opaco

Colore: viola

VALIDITÀ DALLA DATA DI PRODUZIONE









4 anni

CONTROLLO DI QUALITÀ

- Controllo caratteristiche generali, etichettatura e stampa
- Controllo microbiologico
Dimensione dell'inoculo per produttività: 10-100 UFC/ml
Dimensione dell'inoculo per selettività : 10⁴-10⁵ UFC/ml
Dimensione dell'inoculo per specificità: ≤10⁴ UFC/ml
Condizioni di incubazione: 18-24 h a 35 ± 2°C in aerobiosi

Microrganismo		Crescita	Caratteristiche
<i>Shigella flexneri</i>	ATCC® 12022	Buona	Colonie incolori
<i>Salmonella typhimurium</i>	ATCC® 14028	Buona	Colonie incolori con o senza centro nero
<i>Enterococcus faecalis</i>	ATCC® 29212	Inibita	---
<i>Staphylococcus aureus</i>	ATCC® 25923	Inibita	---
<i>Escherichia coli</i>	ATCC® 25922	Parzialmente inibita	Colonie rosa o rosse

TABELLA DEI SIMBOLI

 LOT	Numero di lotto	 IVD	Per uso diagnostico <i>in vitro</i>		Fabbricante		Data di scadenza
 REF	Numero di catalogo		Limiti di temperatura		Contenuto sufficiente per <n> test		Attenzione, consultare le istruzioni per l'uso



LIOFILCHEM® S.r.l.

Via Scozia, Zona Ind.le - 64026, Roseto degli Abruzzi (TE) - ITALY

Tel +39 0858930745 Fax +39 0858930330 Website: www.liofilchem.net E-mail: liofilchem@liofilchem.net



S.S. AGAR (MODIFIED)

Selective medium for the isolation of *Salmonella* spp. and *Shigella* spp.

TYPICAL FORMULA	(g/l)
Peptone	5.5
Meat Extract	5.0
Lactose	10.0
Sodium Tiosulfate	8.5
Yeast Extract	5.0
Sodium Citrate	1.0
Bile Salts N.3	1.5
Ferric Ammonium Citrate	1.5
Brilliant Green	0.33 mg
Neutral Red	0.025
Agar	14.0
Final pH 7.0 ± 0.2	

DESCRIPTION

S.S. AGAR (MODIFIED) is a highly selective medium for the isolation of *Salmonella* spp. and some species of *Shigella* from clinical specimens and food.

PRINCIPLE

Gram-positive microorganisms and coliforms are inhibited by selective components: brilliant green, bile salts n.3, sodium tiosulfate and citrate. The differentiations of microorganisms is obtained through the introduction of lactose in the medium. Lactose fermented bacteria cause acidification, thus formation of red colonies for the presence of neutral red. Not-fermented microorganisms form instead colourless colonies. Sodium tiosulfate in combination with iron acts as indicator for sulphur production causing the blackening of the colony center.

PREPARATION

Suspend 52.0 g of the powder in 1 litre of distilled or deionized water. Mix well. Heat to boil shaking frequently until dissolved completely. DO NOT AUTOCLAVE. Cool to 45-50°C. In aseptic conditions dispense in Petri dishes and let solidify the medium with the lids of the plates partially removed.

TECHNIQUE

Inoculate the plate streaking the sample onto the agar surface to isolate pure colonies from samples containing a mixed flora. Incubate at 36±1°C for 18-24 hours.

INTERPRETATION OF RESULTS

Salmonella spp. and other lactose not-fermented microorganisms can produce opaque, translucent or transparent colonies, with or without black center. *Shigella* colonies are colourless. The few lactose fermented microorganisms, that are able to growth on the medium, show reddish mucoid colonies.

STORAGE

10-30°C away from light, until the expiry date on the label. Eliminate if signs of deterioration or contamination are evident.

WARNING AND PRECAUTIONS

The product does not contain hazardous substances in concentrations exceeding the limits set by current legislation and therefore is not classified as dangerous. It is nevertheless recommended to consult the safety data sheet for its correct use. The product is designed for *in vitro* diagnostic use only and must be used by properly trained operators.

DISPOSAL OF WASTE

Disposal of waste must be carried out according to the national and local regulations in force.

REFERENCES

1. Gray L.D. (1995). *Escherichia, Salmonella, Shigella and Yersinia*, p. 450-456. In *Manual of clinical microbiology*, 6th ed. American society of microbiology.
2. Leifson E. (1935). *J. Pathol. Bacteriol.* 40: 581.
3. Rose, H.M., and M.H. Kolodny (1942). *J. Lab. Clin. Med.* 27: 1081-1083.



PRODUCT SPECIFICATIONS

NAME

S.S. AGAR (MODIFIED)

PRESENTATION

Dehydrated medium

STORAGE

10-30°C

PACKAGING

Ref.	Content	Packaging
610042	500 g	500 g of powder in plastic bottle
620042	100 g	100 g of powder in plastic bottle
6100425	5 kg	5 kg of powder in plastic container

pH OF THE MEDIUM

7.0 ± 0.2

USE

S.S. AGAR (MODIFIED) is a highly selective medium for the isolation of *Salmonella* spp. and some species of *Shigella* from clinical specimens and foods

TECHNIQUE

Refer to technical sheet of the product

APPEARANCE OF THE MEDIUM

Dehydrated medium

Appearance: free-flowing, homogeneous

Colour: light-pink

Prepared medium

Appearance: opalescent

Colour: purple

SHELF LIFE









4 years

QUALITY CONTROL

- Control of general characteristics, label and print
- Microbiological control
Inoculum for productivity: 10-100 UFC/ml
Inoculum for selectivity: 10⁴-10⁵ UFC/ml
Inoculum for specificity: ≤10⁴ UFC/ml
Incubation Conditions: 18-24 h at 35 ± 2°C, in aerobiosis

Microorganism		Growth	Features
<i>Shigella flexneri</i>	ATCC® 12022	Good	Colourless colonies
<i>Salmonella typhimurium</i>	ATCC® 14028	Good	Colourless colonies with or without black center
<i>Enterococcus faecalis</i>	ATCC® 29212	Inhibited	---
<i>Staphylococcus aureus</i>	ATCC® 25923	Inhibited	---
<i>Escherichia coli</i>	ATCC® 25922	Partially Inhibited	Pink or red colonies

TABLE OF SYMBOLS

 LOT	Batch code	 IVD	<i>In vitro</i> Diagnostic Medical Device		Manufacturer		Use by
 REF	Catalogue number		Temperature limitation		Contains sufficient for <n> tests		Caution, consult instructions for use



LIOFILCHEM® S.r.l.

Via Scozia, Zona Ind.le - 64026, Roseto degli Abruzzi (TE) - ITALY
Tel +39 0858930745 Fax +39 0858930330 Website: www.liofilchem.net E-mail: liofilchem@liofilchem.net





Fluid Thioglycollate Medium

Instructions For Use

ENGLISH

Liquid medium for sterility test and cultivation of fastidious anaerobic and aerobic microorganisms, according to Harmonized USP/EP/JP and ISO 7937.

DESCRIPTION

Fluid Thioglycollate Medium is a general purpose liquid enrichment medium used for sterility control of pharmaceutical products and for cultivation and isolation of fastidious anaerobic and aerobic microorganisms.

The composition is in accordance with the requirements of the Harmonized US, European and Japanese Pharmacopoeia as well as with ISO 7937 for isolation of *Clostridium perfringens*.

TYPICAL FORMULA*	(g/l)
Enzymatic Digest of Casein	15.0
Yeast Extract	5.0
Glucose	5.5
Sodium Chloride	2.5
Sodium Thioglycollate	0.5
L-Cystine	0.5
Resazurin	0.001
Agar	0.75

Final pH 7.1 ± 0.2 at 25°C

*Formula may be adjusted and/or supplemented as required to meet performance specifications;
Grams per litre of purified water.

METHOD PRINCIPLE

Enzymatic digest of casein provides amino acids, nitrogen, carbon, vitamins and minerals for organisms growth. Yeast extract is a source of vitamins, particularly of B-group. Glucose is a source of energy. Sodium chloride maintains the osmotic balance of the medium. Sodium thioglycollate and L-cystine are included to reduce the redox potential of the medium and create an anaerobic atmosphere. These reducing agents also neutralize the bacteriostatic effects of mercury and other heavy metal compounds in the preparation to be tested for sterility. Resazurin is an oxidation-reduction indicator being pink when oxidized and colorless when reduced. The small amount of agar assists in the maintenance of a low redox potential by stabilizing the medium against convection currents, thereby maintaining anaerobiosis in the lower depths of the medium.

PREPARATION

Dehydrated medium Suspend 29.8 g of the powder in 1 liter of distilled or deionized water. Mix well. Heat to boil shaking frequently until completely dissolved. Dispense into appropriate containers. Sterilize in autoclave at 121°C for 15 minutes.

Medium in tubes/bottles If the medium exhibits more than 20% pink color (due to oxidation), the medium may be reheated once for 5 minutes with cap slightly loosened in steam or boiling water in order to expel the oxygen.

TEST PROCEDURE

The medium can be directly inoculated with the test sample (the amount of the inoculated sample material should not be exceed 10% volume of the medium). Incubate at 30-35°C for up to 14 days. Growth of strictly aerobic bacteria can be improved by slightly loosening the cap.

According to ISO 7937 for confirmation of *Clostridium perfringens* inoculate each black colony from Sulfite Cycloserine Agar (ref. 402700) into Fluid Thioglycollate Medium. Incubate at 37 ± 1°C for 18-24 hours. Subsequently, transfer 5 drops of the enrichment culture into Lactose Sulfite Medium (ref. 610358) and incubate at 46 ± 1°C for 18-24 hours.

INTERPRETING RESULTS

Turbidity of the medium indicates microbial growth. Obligate anaerobic microorganisms such as *Clostridium sporogenes* are growing in the lower, yellowish part of the broth medium. The growth of facultative anaerobic microorganisms such as *Staphylococcus aureus* is distributed throughout all the medium. Aerobic microorganisms such as *Pseudomonas aeruginosa* are able to grow in the upper slightly pink layer (oxidized part) of the medium.

STORAGE

The powder is very hygroscopic, store the powder at 10-30°C, in a dry environment, in its original container tightly closed. Store bottles and tubes at 10-25°C away from light. Do not use the product beyond its expiry date on the label or if product shows any evidence of contamination or any sign of deterioration.

SHELF LIFE

Dehydrated medium: 4 years.

Medium in bottles or tubes: 2 years.

QUALITY CONTROL

Appearance of Dehydrated Medium: Free-flowing, homogeneous, light beige.

Appearance of Prepared Medium: Slightly opalescent, light amber (20% or less of upper layer may be pink).

Expected Cultural Response:

Control strain		Inoculum	Incubation	Specification
<i>Bacillus subtilis</i> ^a	WDCM 00003 (ATCC 6633; NCTC 10400)	≤100 CFU	24 h 32.5 ± 2.5°C	Visible turbidity
<i>Clostridium sporogenes</i> ^a	WDCM 00008 (ATCC 19404; NCTC 532)			
<i>Escherichia coli</i> ^a	WDCM 00012 (ATCC 8739; NCTC 12923)			
<i>Pseudomonas aeruginosa</i> ^a	WDCM 00026 (ATCC 9027; NCTC 12924)			
<i>Staphylococcus aureus</i> ^a	WDCM 00032 (ATCC 6538; NCTC 10788)		18-24 h 37 ± 1°C	
<i>Clostridium perfringens</i> ^b	WDCM 00007 (ATCC 13124; NCTC 8237)			
<i>Candida albicans</i> ^a	WDCM 00054 (ATCC 10231; NCPF 3179)			
<i>Aspergillus brasiliensis</i> ^a	WDCM 00053 (ATCC 16404; NCPF 2275)		72 h 22.5 ± 2.5°C	Slight to good turbidity

^a Pharmacopoeia Growth Promotion Test

^b EN ISO 11133

Please refer to the actual batch related Certificate of Analysis (CoA).

WARNING AND PRECAUTIONS

For *in-vitro* diagnostic use. For professional use only. Operators must be trained and have certain experience in the laboratory methods. Please read the instructions carefully before using this product. Reliability of assay results cannot be guaranteed if there are any deviations from the instructions in this document.

Consult the Safety Data Sheet (SDS) for information regarding hazards and safe handling practices.

DISPOSAL OF WASTE

Disposal of waste must be carried out according to national and local regulations in force.

BIBLIOGRAPHY

See the references at the end of this document.

TABLE OF SYMBOLS

See the table of symbols at the end of this document.

The product is available in the various configurations listed on the next page. There may be additional product ref. numbers as well. For an updated listing of available products, visit liofilchem.com

Product	Format	Packaging	Ref.
Fluid Thioglycollate Medium	Tube	100 x 9 ml	26493
Fluid Thioglycollate Medium	Tube	20 x 10 ml	24124
Fluid Thioglycollate Medium	Tube	100 x 10 ml	26124
Fluid Thioglycollate Medium	Tube	20 x 15 ml	24242
Fluid Thioglycollate Medium	Tube	10 x 20 ml	21241
Fluid Thioglycollate Medium	Tube	20 x 20 ml	24241
Fluid Thioglycollate Medium	Bottle (screw cap)	25 x 90 ml	452110
Fluid Thioglycollate Medium	Bottle (screw cap)	6 x 100 ml	452060
Fluid Thioglycollate Medium	Bottle (screw cap)	25 x 100 ml	453060
Fluid Thioglycollate Medium	Bottle (flip-off cap)	6 x 100 ml	400020
Fluid Thioglycollate Medium	Bottle (flip-off cap)	25 x 100 ml	453020
Fluid Thioglycollate Medium	Bottle (crimp cap)	6 x 100 ml	495020
Fluid Thioglycollate Medium	Bottle (perforable cap)	6 x 100 ml	493000
Fluid Thioglycollate Medium	Bottle (wide neck)	6 x 500 ml	470300
Fluid Thioglycollate Medium	Bottle (screw cap)	6 x 900 ml	463100
Fluid Thioglycollate Medium	Dehydrated medium	100 g	620050
Fluid Thioglycollate Medium	Dehydrated medium	500 g	610050
Fluid Thioglycollate Medium	Dehydrated medium	5 kg	6100505

This IFU document and the SDS are available from the online Support Center:
liofilchem.com/ifu-sds



Fluid Thioglycollate Medium

Istruzioni per l'Uso

ITALIANO

Terreno liquido per i test di sterilità e la coltivazione di microrganismi esigenti anaerobi ed aerobi, secondo USP/EP/JP armonizzata ed ISO 7937.

DESCRIZIONE

Fluid Thioglycollate Medium è un terreno di arricchimento liquido utilizzato per il controllo della sterilità dei prodotti farmaceutici e la coltivazione e l'isolamento dei microrganismi esigenti aerobi ed anaerobi.

La composizione è in conformità con i requisiti dettati della Farmacopea armonizzata Statunitense, Europea, e Giapponese. Il terreno è raccomandato dalla ISO 7937 per l'isolamento di *Clostridium perfringens*.

FORMULA TIPICA*	(g/l)
Digerito Enzimatico di Caseina	15.0
Estratto di Lievito	5.0
Glucosio	5.5
Sodio Cloruro	2.5
Sodio Tioglicollato	0.5
L-Cistina	0.5
Resazurina	0.001
Agar	0.75

pH Finale 7.1 ± 0.2 a 25°C

*La formula può essere adattata e/o integrata per soddisfare le specifiche di performance richieste; Grammi per litro di acqua purificata.

PRINCIPIO DEL METODO

Il digerito enzimatico di caseina fornisce aminoacidi, azoto, carbonio, vitamine e minerali per la crescita degli organismi. L'estratto di lievito è una fonte di vitamine, soprattutto del gruppo-B. Il glucosio è il carboidrato fermentabile. Il sodio cloruro mantiene il bilancio osmotico del terreno. Sodio tioglicollato e L-cistina sono inclusi per ridurre il potenziale redox del terreno e creare un ambiente anaerobico. Questi agenti riducenti neutralizzano anche gli effetti batteriostatici del mercurio e di altri metalli pesanti eventualmente presenti nella preparazione oggetto del controllo di sterilità. L'agar è l'agente solidificante. La resazurina è un indicatore di ossido-riduzione che di colore rosa quando ossidato ed incolore ed incolore nello stato ridotto. Il piccolo quantitativo di agar contribuisce a tenere basso il potenziale di ossido-riduzione, stabilizzando il terreno rispetto alle correnti convettive e mantenendo quindi l'anaerobiosi negli strati più profondi del terreno.

PREPARAZIONE

<u>Terreno disidratato</u>	Sospendere 29.8 g di polvere in 1 litro di acqua distillata o deionizzata sterile. Mescolare bene. Riscaldare agitando di frequente e bollire fino a completa dissoluzione. Sterilizzare in autoclave a 121°C per 15 minuti.
<u>Terreno in provette/flaconi</u>	Se il terreno appare di colore rosa per più del 20% (dovuto all'ossidazione), lo si può riscaldare una volta in acqua bollente o vapore per 5 minuti con il tappo leggermente svitato per espellere l'ossigeno.

PROCEDURA DEL TEST

Il terreno può essere inoculato direttamente con il campione da testare (la quantità di campione da inoculare non dovrebbe superare il 10% del volume del terreno). Incubare a $30-35^{\circ}\text{C}$ fino a 14 giorni. La crescita dei batteri strettamente aerobi può essere migliorata svitando leggermente il tappo.

La ISO 7937 raccomanda di confermare *Clostridium perfringens* inoculando Fluid Thioglycollate Medium con ciascuna colonia nera cresciuta su Sulfite Cycloserine Agar (ref. 402700). Incubare a $37 \pm 1^{\circ}\text{C}$ per 18-24 ore. Quindi, trasferire 5 gocce della coltura di arricchimento in Lactose Sulfite Medium (ref. 610358) ed incubare a $46 \pm 1^{\circ}\text{C}$ per 18-24 ore.

INTERPRETAZIONE DEI RISULTATI

La torbidità del terreno è indice di crescita microbica. I microrganismi anaerobi obbligati come il *Clostridium sporogenes* crescono nella parte bassa giallastra del terreno. La crescita dei microrganismi anaerobi facoltativi come lo *Staphylococcus aureus* è diffusa in tutto il terreno. I microrganismi aerobi come *Pseudomonas aeruginosa* crescono nello strato superficiale e leggermente rosa (parte ossidata) del terreno.

CONSERVAZIONE

La polvere è fortemente igroscopica, conservare a 10-30°C, in ambiente asciutto, nel suo contenitore originale chiuso ermeticamente. Conservare i flaconi e le provette a 10-25°C al riparo dalla luce. Non usare il prodotto dopo la sua data di scadenza indicata sull'etichetta o se il prodotto mostra segni di contaminazione o deterioramento.

VALIDITÀ

Terreno disidratato: 4 anni.

Terreno in flaconi/provette: 2 anni.

CONTROLLO DI QUALITÀ

Aspetto del Terreno Disidratato: Omogeneo, fine granulometria, beige chiaro.

Aspetto del Terreno Preparato: Ambra chiaro, leggermente opalescente (il 20% o meno dello strato superficiale può essere rosa).

Risultati Attesi dei Test Microbiologici:

Ceppo di controllo		Inoculo	Incubazione	Specifiche
<i>Bacillus subtilis</i> ^a	WDCM 00003 (ATCC 6633; NCTC 10400)	≤100 CFU	24 h 32.5 ± 2.5°C	Torbidità visibile
<i>Clostridium sporogenes</i> ^a	WDCM 0008 (ATCC 19404; NCTC 532)			
<i>Escherichia coli</i> ^a	WDCM 00012 (ATCC 8739; NCTC 12923)			
<i>Pseudomonas aeruginosa</i> ^a	WDCM 00026 (ATCC 9027; NCTC 12924)			
<i>Staphylococcus aureus</i> ^a	WDCM 00032 (ATCC 6538; NCTC 10788)		18-24 h 37 ± 1°C	
<i>Clostridium perfringens</i> ^b	WDCM 00007 (ATCC 13124; NCTC 8237)			
<i>Candida albicans</i> ^a	WDCM 00054 (ATCC 10231; NCPF 3179)		48 h 22.5 ± 2.5°C	Torbidità da leggera a buona
<i>Aspergillus brasiliensis</i> ^a	WDCM 00053 (ATCC 16404; NCPF 2275)		72 h 22.5 ± 2.5°C	

^a Pharmacopoeia Growth Promotion Test

^b EN ISO 11133

Fare riferimento al certificato di analisi (CoA) relativo al lotto effettivo.

AVVERTENZE E PRECAUZIONI

Per uso diagnostico *in vitro*. Esclusivamente per uso professionale. Gli operatori devono essere formati e avere una certa esperienza nei metodi di laboratorio. Si prega di legger attentamente le istruzioni prima di utilizzare questo prodotto. L'affidabilità dei risultati del test non può essere garantita se ci sono deviazioni dalle istruzioni riportate in questo documento.

Consultare la scheda di sicurezza (SDS) per informazioni sui pericoli e sulle modalità di manipolazione sicure.

SMALTIMENTO DEI RIFIUTI

Lo smaltimento dei rifiuti deve essere effettuato in conformità alle normative nazionali e locali in vigore.

BIBLIOGRAFIA

Vedere i riferimenti alla fine di questo documento.

TABELLA DEI SIMBOLI

Vedere la tabella dei simboli alla fine di questo documento.

Il prodotto è disponibile in diverse configurazioni. Vedere l'elenco nella lingua inglese.












Questo documento IFU e la SDS sono disponibile dal Support Center online:

liofilchem.com/ifu-sds

BIBLIOGRAPHY / BIBLIOGRAFIA

1. EN ISO 11133:2014+Amd1:2018+Amd2:2020. Microbiology of food, animal feed and water – Preparation, production, storage and performance testing of culture media.
2. European Pharmacopoeia (EP) 2.6.1 Sterility.
3. United States Pharmacopoeia (USP) <71> Sterility Tests.
4. Japanese Pharmacopoeia (JP) 4.06 Sterility Tests.
5. ISO 7937:2004. Microbiology of food and animal feeding stuffs – Horizontal method for the enumeration of *Clostridium perfringens* – Colony count technique.
6. Brewer J.H. (1940) Clear liquid medium for the aerobic “cultivation” of anaerobes. J. Am. Med. Assoc. 115:598-600.

TABLE OF SYMBOLS / TABELLA DEI SIMBOLI

	Batch code / Codice del lotto
	Catalogue number / Numero di catalogo
	<i>In Vitro</i> Diagnostic Medical Device / Dispositivo Medico Diagnostico <i>in Vitro</i>
	Manufacturer / Fabbricante
	Use by / Utilizzare entro
	Fragile, handle with care / Fragile, maneggiare con cura
	Temperature limitation / Limiti di temperatura
	Contains sufficient for <n> tests / Contenuto sufficiente per <n> saggi
	Caution, consult Instruction For Use / Attenzione, consultare le istruzioni per l'uso
	Do not reuse / Non riutilizzare
	Keep away from sunlight / Tenere al riparo dalla luce



LIOFILCHEM® s.r.l.

Via Scozia zona ind.le, 64026 Roseto degli Abruzzi (TE) Italy

Tel. +39 0858930745 Fax +39 0858930330 www.liofilchem.com

liofilchem@liofilchem.com



Peptone Bacteriological

Peptone obtained by enzymatic hydrolysis of animal tissue

PHYSIC-CHEMICAL CHARACTERISTIC

Solubility in water at 5%	Complete
Loss on drying	≤ 6.0%
Total nitrogen	≤ 12.5%
α-amino nitrogen AN	3-4.5%
Ash	5%

DESCRIPTION

Peptone Bacteriological is an enzymatic hydrolysate of meat that supplies a limpid, colorless and very stable watery solution. It is used in the preparation of culture media as a nitrogen source readily available for bacterial growth. It is a general use very nutritive peptone, with neutral pH. Peptone Bacteriological can be used as an ingredient of dehydrated culture media and need dissolution in distilled or deionized water and sterilization by autoclaving.

STORAGE

The powder is very hygroscopic: store the powder at 10-30 °C, in a dry environment, in its original container tightly closed and use it before the expiry date on the label or until signs of deterioration or contamination are evident.

DISPOSAL OF WASTE

Disposal of waste must be carried out according to national and local regulations in force.

PACKAGE

Code	Content	Packaging
611701	500 g	500 g of product in plastic bottle
621701	100 g	100 g of product in plastic bottle
6117015	5000 g	5000 g of product in plastic bottle

pH of THE MEDIUM

7.0 ± 0.5 (5% solution)

SHELF LIFE

4 years









QUALITY CONTROL

Dehydrated powder

Appearance: free-flowing, homogeneous.

Colour: white.

TABLE OF SYMBOLS

	Batch code		Consult instructions for use		Manufacturer		Contains sufficient for <n> tests
	Catalogue number		Temperature limitation		Use by		Keep away from heat sources