



**EDAN**

EDAN INSTRUMENTS, INC.

## DECLARATION OF CONFORMITY TO COUNCIL DIRECTIVE 98/79/EC

MANUFACTURER: Edan Instruments, Inc.  
#15 Jinhui Road, Jinsha Community, Kengzi Sub-District,  
Pingshan District, 518122 Shenzhen, P.R.China

EUROPEAN REPRESENTATIVE: Shanghai International Holding Corp. GmbH  
Eiffestrasse 80, 20537 Hamburg Germany

PRODUCT/ MODEL: Hematology Analyzer/ H30 Pro, H31 Pro, iH30 Pro  
Reagents for Hematology Analyzer/ HD310 Diluent,  
HL310Lyse, HC310 Cleaner,  
ED-30D Hematology Controls,  
ED-CAL PLUS Hematology Calibrator.

*The accessories are used together with the product*

EDMA[Name/Code]: CC Hardware + accessories + consumables + software/23.01.10.01.00  
CBC-Reagents(Cleaning-/Diluting-/Lysing-/Sheat-fluids)/13.01.01.01.00  
Blood Multilevel Controls/ 13.01.50.03.00  
Whole Blood Calibrators/ 13.01.50.07.00

CLASSIFICATION:General/other device, devices other than those covered by Annex II and devices for performance evaluation, non-self-testing, according to article 9 of IVDD.

CONFORMITY ASSESSMENT ROUTE: Annex III

WE, EDAN INSTRUMENTS, INC., HEREWITH DECLARE THAT THE ABOVE MENTIONED PRODUCT(S) MEET THE TRANSPOSITION INTO NATIONAL LAW, THE PROVISIONS OF COUNCIL DIRECTIVE 98/79/EC OF THE EUROPEAN PARLIAMENT AND OF THE COUNCIL OF 27 OCTOBER 1998 ON IN VITRO DIAGNOSTIC MEDICAL DEVICES  
ALL SUPPORTING DOCUMENTATION IS RETAINED AT THE PREMISES OF THE MANUFACTURER.

STANDARDS APPLIED: **EN ISO 14971: 2012, IEC 61010-1:2017, IEC 61010-2-101:2018, EN 61326-1:2013, EN 61326-2-6:2013, EN 62304:2006 +A1: 2015, EN 62366-1:2015, EN 1041: 2008+A1:2013, EN ISO 15223-1:2016, EN ISO 18113-1:2011, EN ISO 18113-2:2011, EN ISO 18113-3:2011, EN 13612:2002, EN 13641:2002, EN ISO 17511:2003 ,EN ISO 23640: 2015**

CE MARK



START OF CE-MARKING: 2020-12-18

PLACE, DATE OF ISSUE: SHENZHEN, 2020.12.18

SIGNATURE:

NAME LIU YONGYING  
MANAGEMENT REPRESENTATIVE

# H30 Pro Hematology Analyzer

## Specification

### Parameters

reportable parameters: WBC, RBC, HGB, HCT, MCV, MCH, MCHC, PLT, LYM, MID, GRA, LYM%  
MID%, GRA%, RDW-SD, RDW-CV, PDW-SD, PDW-CV, MPV, PCT

2 RUO parameters: \*NLR, \*PLR

3 histograms for WBC, RBC and PLT

Performance	Parameter	Linearity Range	Precision ( CV % )
	WBC (10 <sup>9</sup> /L)	0.0-300	≤2.5% (3.50-15.00)
	RBC (10 <sup>12</sup> /L)	0.0-8.5	≤1.5% (3.5-6.5)
	HGB (g/L)	0-250	≤1.5% (100-180)
	PLT (10 <sup>9</sup> /L)	0-4000	≤5.0% (125-500)
	MCV(fL)	70-120	≤1.0% (70.0-120.0)
	HCT(%)		≤2.0% (30-50)

### Principles

Direct impedance method for WBC, RBC and PLT counting  
Cyanide free Lyse reagent for hemoglobin test

### Sample Volume

Whole blood mode	10 µL
Capillary whole blood mode	10 µL
Pre-diluted mode	20 µL

### Reagent

HD310 Diluent 10L/20L  
HL310 Lyse 200mL/500mL/1L  
HC310 Cleaner 50mL

### Operating Environment

Temperature: 15°C~35°C;  
Humidity: 20% RH~85% RH;  
Air pressure: 70 kPa~106 kPa

### Display

10.4 inch TFT color touch screen

### Throughput

60 samples per hour

### Control and Calibrator

ED-30D, ED-CAL PLUS

### Data Storage Capacity

100,000 results including results and histograms  
60 QC files (100 data per file)

### Dimension and Weight

415mm(L) x 275mm(W) x 406mm(H);  
Weight: 18kg

### Interface

5 USB ports (for external printer, software upgrade,  
barcode scanner, keyboard, mouse), 1 LAN port



# Empowering CBC test with maximum capabilities

## H30 Pro

Hematology Analyzer



## About Edan

Edan is a healthcare company dedicated to improving the human condition around the world by delivering value-driven, innovative and high-quality medical products and services. For over 20 years, Edan has been pioneering a comprehensive line of medical solutions that address a broad range of healthcare practices including:

- Diagnostic ECG
- Patient Monitoring
- OB/GYN
- Ultrasound Imaging
- Point-of-Care Testing
- *In-Vitro* Diagnostics
- Veterinary

Healthcare professionals around the world depend on Edan's breakthrough medical technologies and outstanding customer support.



A world of potential

### Global Headquarters:

Edan Instruments, Inc. | 15 Jinhui Road, Pingshan District, Shenzhen,  
518122 P.R. China | +86.755.26898326 | www.edan.com | info@edan.com

### U.S. and Canada inquiries:

EDAN Diagnostics, Inc. | 9918 Via Pasar, San Diego, CA 92126  
+1.858.750.3066 | www.edandiagnostics.com | edan-info@edandiagnostics.com

© Edan Instruments, Inc. All rights reserved. Features and specifications are subject to change without prior notice.  
No reproduction, copy or transmission may be made without written permission.  
Not all products or features are available in all countries, contact Edan for local availability.



ENG-IVD-H30 Pro-V1.0-20220303



A world of potential

# H30 Pro

## Empowering CBC test with maximum capabilities

H30 Pro is a robust 3-part hematology analyzer integrating a range of advanced features intended for a cost-minded and quality-focused clinical laboratory. The enhanced specification expands clinical capabilities; The brand new operating system simplifies the working process; The quality hardware components ensure reliable performance, and the improved fluidic system reduces reagent consumption. To pursuit higher satisfaction, H30 Pro empowers CBC test with maximum capabilities by

- Giving absolute neutrophil count
- Offering up to 23 parameters including PLR and NLR
- Extending linearity range for WBC and PLT
- Differentiating WBC, RBC, and PLT with adaptive threshold
- Requiring small sample volume for pediatric samples and difficult draw
- Simplifying the working process with an intuitive operation system
- Lowering cost with two routine reagents



## Expanded clinical capabilities

- Wider linearity range and better precision meet diversified clinical cases
- 23-parameters test result, including NLR and PLR, helps with the prognosis of infectious and cardiovascular diseases
- Adaptive threshold differentiates WBC, RBC, and PLT with better accuracy
- Original hematology calibrator and controls guarantee the performance



## Simplified working process

- 10.4-inch color touch screen with an innovative operating system is simple-to-use and easy-to-navigate
- A handheld barcode scanner allows easy entry of patient ID
- RFID transducer secures the distributors' reagent business
- A built-in thermal printer allows for a fast printout of test reports



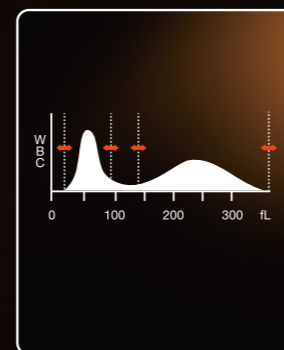
Intuitive operating system



Offering NLR, PLR



Small sample volume



Adaptive threshold



- The memory contains up to 100,000 results, including histograms
- Up to 60 QC files with 100 QC data for each can be stored
- Support external printer, barcode scanner, mouse, and keyboard for flexible connection options
- Bidirectional LIS connectivity via HL7

## Effective cost control

- Two routine reagents for sample analysis, up to 120 days on-board stability plus low reagent consumption, provide cost-effective results
- Reliable diagnostics keep costs to a minimum
- Minimal maintenance ensures maximal uptime



# EDAN Agile PLM Electronic Signature Information

--Signatures related to this document and performed in EDAN Agile PLM.

文件名称(Document Name) : H30质控品使用说明书 (英文)

文件编号(Number) : 01.54.457967

版本(Version) : 1.6

产品型号(Product Model) : H30

项目编码(Project Code) : 3303L001

## 签批信息(Signature):

作者(Originator) : 辛佩轩 (xinpeixuan) 2024-09-23 09:37:36

审核人(Reviewers) : 林荣听 (linrongting) 2024-09-23 14:07:09

审核人(Reviewers) : 龙昱瑄 (longyuxuan) 2024-09-23 14:52:14

审核人(Reviewers) : 李旭平 (lixuping) 2024-09-24 09:02:24

审核人(Reviewers) : 卢昂 (luang) 2024-09-23 11:44:50

批准人(Approvers) : 陈广鑫 (chenguangxin) 2024-09-26 10:18:47

批准人(Approvers) : 钟勇锋 (zhongyongfeng) 2024-09-27 10:32:02

## Hematology Control User Manual

### **[Product Name]**

Hematology Control

### **[Model]**

ED-30D Control L, ED-30D Control N, ED-30D Control H

### **[Volume]**

3mL/tube

### **[Indications for Use/Intended Use]**

ED-30D Hematology Control is designed to quantitatively monitor values on H30/H30 Pro Hematology Analyzer to ensure the analyzer's performance before patient's sample tests. It is only operated by trained medical personnel or health care professionals.

### **[Sample type]**

Whole blood sample

### **[Principle]**

ED-30D Hematology Control is designed to quantitatively monitor values on H30/H30 Pro series Hematology Analyzer to ensure the analyzer's performance before patient's sample tests. ED-30D Hematology Control is prepared by some stable materials, which can be used to monitor the performance of blood cell counters. It contains three level controls with different concentrations of cell and it has a target value table for each control. Target values are presented as a Mean and Range. The Mean is derived from replicate tests on analyzers operated in accordance with manufacturer's instructions. The Range is an estimate of variation between laboratories and takes into account inherent imprecision of the method and expected biological variability of the control material. The accuracy and precision of the hematology analyzer can be monitored by testing the Hematology Control. When Quality Control is needed, analyze the control as instructed in the Quality Control section of the instrument Operator's Manual. The QC procedure results should be within the target range listed on the Target value table, otherwise the test results may be inaccurate.

### **[Components]**

ED-30D Hematology Control is an in vitro diagnostic reagent composed of human erythrocytes, artificial leukocytes and mammalian platelets suspended in a plasma-like fluid with preservatives.

### **[Transportation, Storage and Shelf Life]**

Transportation, Storage Condition: ED-30D Hematology Control should be stored at 2°C~8°C (35~46 °F) to avoid overheating and freezing.

Shelf Life: ED-30D Hematology Control with sealed package under the storage condition is valid in 90 days. While it is only valid for 14 days once opened under the precondition that it is handled properly.

If the customer needs to repack the goods after receiving the goods, be careful not to contact the ice bag directly with the product, and it needs to be separated by foam.

## [Warnings and Precautions]

- The ED-30D Hematology Control provided by Edan has been tested negative in the following serological infectious disease indicators, including HBsAg, HIV-1/HIV-2 antibodies, HCV antibodies, but it cannot rule out the risk of potential infection. The operators should treat them as blood samples, taking safety measures (such as wearing protective coat, gloves, etc.) when working with them and deal with them according to local laws and regulations.
- Any serious incident that has occurred in relation to the device shall be reported to the manufacturer and the competent authority of the Member State in which the user and/or the patient is established.
- Please tighten the cap during use. Do not recycle reagent container reuse.

## [Indications of Deterioration]

After mixing, product should be similar in appearance to fresh whole blood. If the supernatant appears cloudy and reddish in unmixed tubes, this is normal and doesn't indicate deterioration. While other discoloration such as very dark red supernatant, or unacceptable test results may indicate deterioration of the product. Don't use the product if deterioration is suspected or identified.

## [Materials List]

Device/Accessories	Type	Manufacturer
Hematology Analyzer	H30 Pro, H31 Pro, iH30 Pro, H30, H31, iH30	Edan Instruments, Inc.
Hematology Calibrator	ED-CAL PLUS	Edan Instruments, Inc.
Cleaner	HC310, HC300	Edan Instruments, Inc.
Lyse	HL310, HL300	Edan Instruments, Inc.
Diluent	HD310, HD300	Edan Instruments, Inc.

## [Instructions for Use]

### A. Mixing and Handling Instructions:

- 1) Take the tubes/vials from refrigerator and equilibrate it at room temperature (15°C~30°C or 59°F~86°F) for 15 minutes prior to mixing.
- 2) Hold a tube/vial between the palms of the hands for mixing. Don't mix the product with a mechanical mixer.
  - a) Roll the tube/vial back and forth for 20-30 seconds and occasionally invert the tube/vial. Mix it thoroughly but do not shake.
  - b) Continue to mix in this manner until the red cells are completely suspended. Tubes/vials stored for a long time may require extra mixing.

- c) Gently invert the tube/vial 8-10 times immediately before running each sample.
- 3) Carefully wipe the cap of the tube/vial with a lint-free tissue and replace the cap.
- 4) Return tubes/vials to refrigerator within 30 minutes of use.

**B. Conduct QC procedure:**

Analyze the sample as instructed in the Quality Control section of the Operator's Manual for your instrument.

**[Performance of Characteristics]**

Assigned values are presented as a Mean and Range. The Mean is derived from replicate tests on analyzers operated in accordance with manufacturer’s instructions. The Range is an estimate of variation between laboratories and also takes into account inherent imprecision of the method and expected biological variability of the control material.

Assay values on a new lot of control should be confirmed before the new lot is put into routine use. Test the new lot when the analyzer is in good work conditions and QC results on the old lot are acceptable. The laboratory’s recovered mean should be within the assay range.

For greater control sensitivity each laboratory should establish its own mean and acceptable range and periodically reevaluate the mean. The laboratory range may include values outside of the assay range. The user may establish assay values not listed on the Assay sheet, if the control is suitable for the method.

**[Metrological Traceability information]**



Parameters	Reference Materials/ Reference Measurement Procedure
WBC、RBC	ICSH: Reference method for the enumeration of erythrocytes and leucocytes
HGB	ICSH: Reference method for haemoglobinometry in human blood
HCT	ICSH: Reference method for hematocrit
PLT	ICSH: Reference method for platelet counting

**[Precision]**

Parameters	WBC	RBC	HGB	MCV	PLT
QC (High)	2.5%	1.5%	1.5%	1.0%	5.0%
QC (Normal)	2.5%	1.5%	1.5%	1.0%	5.0%
QC (Low)	5.0%	3.0%	3.0%	2.0%	10.0%

**[Limitations]**

The performance of ED-30D Hematology Control is only assured only if it is properly stored and used in accordance with the requirements specified in this manual.

	
EDAN Instruments, Inc.	Shanghai International Holding Corp. GmbH

















#15 Jinhui Road, Jinsha Community,  
Kengzi Sub-District, Pingshan District,  
518122 Shenzhen, P.R.China  
Tel: +86-755-26898326  
Fax: +86-755-26898330  
http://www.edan.com

Eiffestrasse 80, 20537 Hamburg, Germany  
Telephone: +49-40-2513175  
E-mail: shholding@hotmail.com

**[Date of Approval for Package Inserts]**

September, 2024

**[Labeling and Information]**

Symbol	Symbol Meaning	Symbol	Symbol Meaning
	In vitro diagnostic device		Use-by date
	Consult instructions for use		Temperature limit
	Batch code		Manufacturer
	Trademark		Biological risks
	Authorized representative in the European Community		CE Mark
	Date of manufacture		Unique device identifier
	Not for near patient testing		Not for self-testing
	Contains biological material of animal origin		Contains biological material of human origin

**[References]**

- 1.Henry, JB Clinical Diagnostic and Management by LaboratoryMethods.Ed.17.WB Saunders. Philadelphia, PA 1984
- 2.Wintrobe,MM 'Clinical Hematology',8th Edition, Lea and Febiger,Philadelphia,1981.
- 3.Department of Labor, Occupational Safety and HealthAdministration.29 CFR PART 1910.1030: Occupational Exposure to Bloodborne Pathogens: Final Rule.

P/N:01.54.457967

MPN: 01.54.457967016

# EDAN Agile PLM Electronic Signature Information

--Signatures related to this document and performed in EDAN Agile PLM.

文件名称(Document Name) : HC600清洗液英文使用说明书

文件编号(Number) : 01.54.458576

版本(Version) : 2.0

产品型号(Product Model) : HC600

项目编码(Project Code) : 00004M001

## 签批信息(Signature):

作者(Originator) : 王文雯 (wangwenwen) 2025-05-22 20:09:53

审核人(Reviewers) : 林荣听 (linrongting) 2025-05-24 10:17:32

审核人(Reviewers) : 龙昱瑄 (longyuxuan) 2025-05-24 10:42:47

审核人(Reviewers) : 李旭平 (lixuping) 2025-05-23 14:39:01

审核人(Reviewers) : 刘玉普 (liuyupu) 2025-05-23 08:57:11

批准人(Approvers) : 陈广鑫 (chenguangxin) 2025-05-29 09:02:05

批准人(Approvers) : 钟勇锋 (zhongyongfeng) 2025-05-29 17:24:44

批准人(Approvers) : 曾永华 (zengyonghua) 2025-05-29 08:55:59

## HC600 Cleaner

### [Product Name]

Cleaner

### [Model]

HC600

### [Specification]

50mL、50mL\*6

### [Intended Use]

HC600 Cleaner applies to EDAN H30 Pro/DS500/H60/H30/H50/H60S CRP&SAA/H80/H90 series Hematology Analyzer. It is used to clean the fluidic channels and tubing, and get rid of blood albumin and sediment. It is only operated by trained medical personnel or health care professionals.

### [Important]

Please read this manual and the Hematology Analyzer Operation Manual before using HC600 Cleaner. If you have any question and/or need assistance, please contact EDAN or the authorized local distributors.

### [Principle]

HC600 Cleaner is alkaline solution with strong clean capacity. The hypochlorite in the Cleaner has the capacity of oxidation and sterilization, the surfactant has the function of permeation, emulsification, dissolution and washing. So HC600 Cleaner can clean the sampling system and tubes, and make the Analyzer keep in normal condition. It is used for daily

maintenance of the Analyzer.

### **[Active Ingredients]**

Triton X-100 0.2%, NaClO 0.1%, H<sub>2</sub>O 99.7%

### **[Storage and Transportation and Expiration]**

HC600 Cleaner should be transported and stored at 2~35°C, the use temperature is 15~32°C and the relative humidity should be less than 90% and avoid light. Under storage conditions, HC600 Cleaner will be effective in one year. Once unsealed, it will keep stable for 90 days under the use conditions. It is recommended that the transportation duration not exceed 30 days at -20~35°C.

### **[Warnings and Precautions]**

- HC600 Cleaner is for in vitro diagnostic use only.
- Use HC600 Cleaner before its expiration date as labeled on the package. Store HC600 Cleaner properly after opening its package. Close the bottle tightly after every use, and keep it in cool and dry environments.
- The transportation condition of the HC600 Cleaner is 2~35°C, and the relative humidity should be less than 90%. Avoid freezing during transport and storage. If HC600 Cleaner has been frozen, equilibrate it to room temperature in natural condition and mix it by gentle inversion.
- If the package has any damage, the product can be used. Do not use the product if the bottle has any damage.
- Do not inhale and/or ingest. Please wear protective equipment (such as rubber gloves, goggles) when using. Avoid contacting with skin and eyes. In case of contacting with skin or eyes, rinse immediately with plenty of water. Seek medical assistance immediately if necessary.
- Dispose of the wastes generated during a test, remained and expired solutions, and contaminated packages according to the local guidelines.
- Any serious incident that has occurred in relation to the device shall be reported to the manufacturer and the

competent authority of the Member State in which the user and/or the patient is established.

### [Indications of Deterioration]

After mixing, the reagent should be in a clear state. If there is a crystalline precipitate in unmixed tubes, this is normal and doesn't indicate deterioration. While other sediments such as black or light yellow precipitates appear which cannot be dissolved after mixing, or unacceptable test results may indicate deterioration of the product. Don't use the product if deterioration is suspected or identified

### [Applicable Instruments]

H30 Pro/DS500/H60/H30/H50/H60S CRP&SAA/H80 series Hematology Analyzer made by EDAN Instruments, Inc.

### [Instructions for Use]

**Use H30 Pro/H60/H60S CRP&SAA/H80/H90 series Hematology Analyzer:**

1) Press Cleaner Maintenance. According to the guidance, open HC600 cleaner, put it under the sample probe (for the automatic machine, 3mL HC600 Cleaner should be added into disposable plastic test tube( $\phi 12 \times 75$ ). Put the tube into closed injection position and close the injection bin) and press Start. The sample probe starts to draw up the cleaner..

2) A progress bar of cleaner maintenance appears.

3) After the progress bar runs out, a prompt "Completed" will pop up. Press Exit.

**Use DS-500 series Hematology Analyzer:**

Put the sample probe into the bottle, and click "Cleaner soak" in the maintenance, then select "Whole device cleanout liquid maintenance" and click "Start". The apparatus will automatically prime the Cleaner.

**Use H30 / H50 series Hematology Analyzer:**

1) HC600 Cleaner needs to be used to clean the counting baths when analyzer is in permanent rejection for one measured parameter..

2) On the analyzer's main software screen, press

“MENU” → “SERVICE” → “TROUBLESHOOTING” → “BLEACH” to start the operation

3) Open the door on the right side of the instrument

4) Put 4ml of bleach in each counting chamber.

Please refer to the Analyzer operation manual for the details.

#### [Explanation of Test Results]

Not Applicable

#### [Performance Index of the Cleaner]

Physical Characteristics	Transparent solution without deposits, suspended matters or flocks.
pH	$\pm 0.30$ (25°C)
Blank Count	$WBC \leq 0.2 \times 10^9/L$ , $RBC \leq 0.02 \times 10^{12}/L$ , $HGB \leq 1g/L$ , $PLT \leq 5 \times 10^9/L$
$\Delta pH$	$\leq 0.60$

#### [Limitations]

- HC600 Cleaner is only applied to routine maintenance of the supporting apparatus, and not to other equipments..

#### [Reference]

Not Applicable





	<table border="1"><tr><td>EC</td><td>REP</td></tr></table>	EC	REP
EC	REP		










<p>EDAN Instruments, Inc. #15 Jinhui Road, Jinsha Community, Kengzi Sub-District, Pingshan District, 518122 Shenzhen, P.R. China Telephone: +86 755- 2689 8326 Fax: +86 755-2689 8330 E-mail: <a href="mailto:info@edan.com">info@edan.com</a></p>	<p>Shanghai International Holding Corp. GmbH.(Europe) Eiffestrasse 80, 20537 Hamburg Germany Telephone: +49-40-2513175 E-mail: <a href="mailto:shholding@hotmail.com">shholding@hotmail.com</a></p>
--	---

**[Date of Approval for Manual]**

May.2025

**[Labeling and Information]**

Symbol	Symbol Meaning	Symbol	Symbol Meaning
	In vitro diagnostic medical device		Use-by Date
	Consult instructions for use		Temperat ure limit

	Batch code		Manufacturer
	Trademark		Date of manufacture
	Authorized representative in the European Community		Unique device identifier
	CE MARK		
	Not for self-testing		Not for near patient testing

P/N: 01.54.458576

MPN: 01.54.458576020

# EDAN Agile PLM Electronic Signature Information

--Signatures related to this document and performed in EDAN Agile PLM.

**文件名称(Document Name) : HD310稀释液英文说明书**

**文件编号(Number) : 01.54.458593**

**版本(Version) : 1.9**

**产品型号(Product Model) : H30 Pro**

**项目编码(Project Code) : 3303M001**

## 签批信息(Signature):

**作者(Originator) : 朱亮 (zhuliang) 2025-06-18 14:44:54**

**审核人(Reviewers) : 林荣听 (linrongting) 2025-06-19 08:50:01**

**审核人(Reviewers) : 龙昱瑄 (longyuxuan) 2025-06-19 09:57:10**

**审核人(Reviewers) : 王文雯 (wangwenwen) 2025-06-18 19:27:14**

**审核人(Reviewers) : 李旭平 (lixuping) 2025-06-19 18:43:15**

**批准人(Approvers) : 陈广鑫 (chenguangxin) 2025-06-24 09:25:17**

**批准人(Approvers) : 钟勇锋 (zhongyongfeng) 2025-06-24 16:58:26**

**批准人(Approvers) : 曾永华 (zengyonghua) 2025-06-23 18:54:17**

## HD310 Diluent

### [Product Name]

Diluent

### [Model]

HD310

### [Specification]

10L/Bottle; 20L/Bottle

### [Intended Use]

HD310 Diluent applies to EDAN H30 Pro series Hematology Analyzer for diluting the patient samples. It is only operated by trained medical personnel or health care professionals

### [Important]

Please read this manual and the H30 Pro Operation Manual before using HD310 Diluent. If you have any question and/or need assistance, please contact EDAN or the authorized local distributors.

### [Principle]

HD310 Diluent is an electrolytic balance solution, which has an acid-base buffer effect, appropriate ionic strength and conductivity. It can be used as diluents when counting and sizing people blood cells, differentiating and counting leukocytes

### [Active Ingredients]

- 1) NaCl: 2-8g/L
- 2) Na<sub>2</sub>CO<sub>3</sub>: 0.5-3g/L.

## [Storage and Transportation and Expiration]

HD310 Diluent should be transported and stored at 2°C to 35°C. The relative humidity should be less than 90%. Under these conditions, HD310 Diluent will be effective in two years. Once unsealed, it will keep stable for 180 days under the same conditions as that for the sealed. It is recommended that the transportation duration not exceed 30 days at -20~50°C.

## [Warnings and Precautions]

- HD310 Diluent is for in vitro diagnostic use only.
- Use HD310 Diluent before its expiration date as labeled on the package.
- Avoid freezing during transport and storage. If HD310 Diluent has been frozen, equilibrate it to room temperature in natural condition and mix it by gentle inversion.
- Store HD310 Diluent properly after opening its package. Close the bottle tightly after every use, and keep it in cool and dry environments.
- Do not inhale and/or ingest. Avoid contacting with skin and eyes. In case of contacting with skin or eyes, rinse immediately with plenty of water. Seek medical assistance immediately if necessary.
- Dispose of the wastes generated during a test, remained and expired solutions, and contaminated packages according to the local guidelines.
- If the reagent is contaminated or affected by other factors, causing the reagent to become abnormal, stop using it and replace the normal reagent.
- Please wear protective equipment (such as rubber gloves, goggles) when using.
- Any serious incident that has occurred in relation to the device shall be reported to the manufacturer and the competent authority of the Member State in which the user and/or the patient is established.

## [Indications of Deterioration]

After mixing, the reagent should be in a clear state. If there is a crystalline precipitate in unmixed tubes, this is normal and doesn't indicate deterioration. While other sediments such as black or light yellow precipitates appear which cannot be dissolved after mixing, or unacceptable test results may indicate deterioration of the product. Don't use the product if deterioration is suspected or identified.

## [Applicable Instruments]

H30 Pro series Hematology Analyzer made by EDAN Instruments, Inc

## [Examination procedure]

Open the package of HD310 Diluent, put the cap assembly of correspond apparatus into the reagent bottle, screw up the cap, and click **"Replace diluent"** in the maintenance, scan the RFID card authorized by EDAN at specified location. The apparatus will automatically prime the diluent. Before testing blood samples, make sure the background value is in required scope. Please refer to the Analyzer operation manual for the details

## [Explanation of Test Results]

- The measurement results will show the measurement values of various blood cells.
- If "↑" or "↓" appears, the result is out of the normal reference range.

## [Performance Index of the Diluent]

Physical Characteristics	Transparent solution without deposits, suspended matters or flocks.
Particles Counts	The counts of particles which volume is no less than



		2.5fL should be no more than $2.5 \times 10^5/L$ .
Accuracy (compared with standard controls or samples)	WBC	Relative deviation is within -5.0% ~ 5.0%
	RBC	Relative deviation is within -3.0% ~ 3.0%
	HGB	Relative deviation is within -3.5% ~ 3.5%
	PLT	Relative deviation is within -12.5% ~ 12.5%
	MCV	Relative deviation is within -3.0% ~ 3.0%
pH		$\pm 0.20$ (25°C)
Conductivity ( $\rho$ )		$\pm 50\text{mS/m}$ (25°C)
Osmotic Pressure ( $\pi$ )		$\pm 10\text{mmol/L}$ (mOsm/kg)
$\Delta\text{pH}$		$\leq 0.40$
$\Delta\rho$		$\leq 100\text{mS/m}$
$\Delta\pi$		$\leq 20 \text{ mmol/L}$ (mOsm/kg)

### [Limitations]

- The product is only applied to additional test of people blood cells, not to body fluid or other animal blood.
- The product isn't applied to the testing of blood serum or blood plasma samples.

### [Reference]

Not Applicable.







	
EDAN Instruments, Inc. #15 Jinhui Road, Jinsha Community, Kenzhi Sub-District, Pingshan District, 518122	Shanghai International Holding Corp. GmbH(Europe) Eiffestrasse 80, 20537 Hamburg Germany Telephone: +49-40-2513175








Shenzhen, P.R. China Telephone: +86 755-2689 8326 Fax: +86 755-2689 8330 <a href="http://www.edan.com">http://www.edan.com</a>	E-mail: <a href="mailto:shholding@hotmail.com">shholding@hotmail.com</a>
---	--

**[Date of Approval for Manual]**

May, 2025

**[Labeling and Information]**

Symbol	Symbol Meaning	Symbol	Symbol Meaning
	In vitro diagnostic medical device		Use-by Date
	Consult instructions for use		Temperature limit
	Batch code		Manufacturer

	Trademark		Date of manufacture
	Authorized representative in the European Community		Unique device identifier
	CE MARK		
	Not for self-testing		Not for near patient testing

P/N: 01.54.458593

MPN:01.54.458593019

# EDAN Agile PLM Electronic Signature Information

--Signatures related to this document and performed in EDAN Agile PLM.

**文件名称(Document Name) : HL310溶血剂英文说明书**

**文件编号(Number) : 01.54.458595**

**版本(Version) : 2.0**

**产品型号(Product Model) : H30 Pro**

**项目编码(Project Code) : 3303M001**

## 签批信息(Signature):

**作者(Originator) : 朱亮 (zhuliang) 2025-06-18 14:44:54**

**审核人(Reviewers) : 林荣听 (linrongting) 2025-06-19 08:50:01**

**审核人(Reviewers) : 龙昱瑄 (longyuxuan) 2025-06-19 09:57:10**

**审核人(Reviewers) : 王文雯 (wangwenwen) 2025-06-18 19:27:14**

**审核人(Reviewers) : 李旭平 (lixuping) 2025-06-19 18:43:15**

**批准人(Approvers) : 陈广鑫 (chenguangxin) 2025-06-24 09:25:17**

**批准人(Approvers) : 钟勇锋 (zhongyongfeng) 2025-06-24 16:58:26**

**批准人(Approvers) : 曾永华 (zengyonghua) 2025-06-23 18:54:17**

## HL310 Lyse

### [Product Name]

Lyse

### [Model]

HL310

### [Specification]

200 mL、500mL、1000mL、200mL\*4、500mL\*4、1000mL\*4

### [Intended Use]

For use on H30 Pro Hematology Analyzer produced by EDAN, HL310 Lyse is used to react on blood samples for quantitatively determining hemoglobin and for differentiating and counting leukocytes. It is only operated by trained medical personnel or health care professionals.

### [Important]

Please read this manual and the H30 Pro Operation Manual before using HL310 Lyse. If you have any question and/or need assistance, please contact EDAN or the authorized local distributors.

### [Principle]

HL310 Lyse mainly contains surfactant, it can quickly dissolve erythrocytes to release the hemoglobin, and combine with the hemoglobin to become stable compound. The compound is used to determine the concentration of hemoglobin. On the other hand, HL310 Lyse partly dissolves the leukocytes and releases cytoplasm, so the Analyzer can achieve the classification and quantity of the le

ukocytes based on the difference of size and inner structure to the leukocytes

### **[Active Ingredients]**

- 1) Surfactant(Dodecyltrimethylsodium chloride): 10-24 g/L;
- 2) Buffer(NaCl): 0.5-3g/L

### **[Storage and Transportation and Expiration]**

HL310 Lyse should be transported and stored at 2°C to 35°C. The relative humidity should be less than 90%. Under these conditions, HL310 Lyse will be effective in two years. Once unsealed, it will keep stable for 180 days under the same conditions as that for the sealed. It is recommended that the transportation duration not exceed 30 days at -20~50°C.

### **[Warnings and Precautions]**

- HL310 Lyse is for in vitro diagnostic use only
- Use HL310 Lyse before its expiration date as labeled on the package
- Avoid freezing during transport and storage. If HL310 Lyse has been frozen, equilibrate it to room temperature in natural condition and mix it by gentle inversion.
- Store HL310 Lyse properly after opening its package. Close the bottle tightly after every use, and keep it in cool and dry environments
- Do not inhale and/or ingest. Avoid contacting with skin and eyes. In case of contacting with skin or eyes, rinse immediately with plenty of water. Seek medical assistance immediately if necessary
- Dispose of the wastes generated during a test, remained and expired solutions, and contaminated packages according to the local guidelines.
- If the reagent is contaminated or affected by other factors, causing the reagent to become abnormal, stop using it and replace the normal reagent.

- Please wear protective equipment (such as rubber gloves, goggles) when using.
- Any serious incident that has occurred in relation to the device shall be reported to the manufacturer and the competent authority of the Member State in which the user and/or the patient is established.

### **[Indications of Deterioration]**

After mixing, the reagent should be in a clear state. If there is a crystalline precipitate in unmixed tubes, this is normal and doesn't indicate deterioration. While other sediments such as black or light yellow precipitates appear which cannot be dissolved after mixing, or unacceptable test results may indicate deterioration of the product. Don't use the product if deterioration is suspected or identified.

### **[Applied Apparatus]**

H30 Pro Hematology Analyzer made by EDAN Instruments, Inc.

### **[Examination procedure]**

Open the package of HL310 Lyse, put the cap assembly of correspond apparatus into the bottle, screw up the cap, and click "Replace lyse" in the maintenance, scan the RFID card authorized by EDAN at specified location. The apparatus will automatically prime HL310 Lyse when test blood samples. Please refer to the apparatus operation manual for the details.

### **[Explanation of Test Results]**

- The measurement results will show the measurement values of various blood cells.
- If "↑" or "↓" appears, the result is out of the normal reference range.

## [Performance Index of the Lyse]

Physical Characteristics		Transparent solution without deposits, suspended matters or flocks.
pH		$\pm 0.20(25^{\circ}\text{C})$
Absorption Wavelength ( $\lambda_{\text{max}}$ )		$\pm 10 \text{ nm}$
Blank Count	WBC	$\leq 0.2 \times 10^9/\text{L}$
	RBC	$\leq 0.02 \times 10^{12}/\text{L}$
	HGB	$\leq 1\text{g}/\text{L}$
	PLT	$\leq 5 \times 10^9/\text{L}$
Accuracy (compared with standard controls or samples)	WBC	Relative deviation is within $-5.0\% \sim 5.0\%$
	HGB	Relative deviation is within $-3.5\% \sim 3.5\%$
$\Delta\text{pH}$		$\leq 1.0$
$\Delta\lambda_{\text{max}}$		$\leq 10\text{nm}$

## [Limitations]

- HL310 Lyse is only applied to additional test of people blood cells, not to body fluid or other animal blood.
- HL310 Lyse isn't applied to the testing of blood serum or blood plasma samples.

## [Reference]



Not Applicable












	
EDAN Instruments, Inc. #15 Jinhui Road, Jinsha Community, Kenzhi Sub-District, Pingshan District, 518122 Shenzhen, P.R. China Telephone: +86 755-2689 8326 Fax: +86 755-2689 8330 <a href="http://www.edan.com">http://www.edan.com</a>	Shanghai International Holding Corp. GmbH(Europe) Eiffestrasse 80, 20537 Hamburg Germany Telephone: +49-40-2513175 E-mail: shholding@hotmail.com

## [Date of Approval for Manual]

May. 2025

## [Labeling and Information]

Symbol	Symbol Meaning	Symbol	Symbol Meaning
	In vitro diagnostic medical device		Use-by Date

	Consult instructions for use		Temperature limit
	Batch code		Manufacturer
	Trademark		Date of manufacture
	Authorized representative in the European Community		Unique device identifier
	CE MARK		
	Not for self-testing		Not for near patient testing

P/N: 01.54.458595

MPN:01.54.458595020



# CERTIFICATE OF TRAINING

**Sergiu Sorocovici,**

**From "GBG-MLD" SRL, has successfully completed H30 pro, H60 series training courses including operation and maintenance, and is qualified to offer technical support for above mentioned products.**

深圳市理邦精密仪器股份有限公司  
EDAN INSTRUMENTS, INC.

赖晓宇

International Customer Service Manager

Date Nov 1<sup>st</sup>, 2023