



interventional cardiology products

SHUNMEI AND ITS SUBSIDIARIES

A.12 2022-05

 **SHUNMEI MEDICAL CO.,LTD**

Add: No.8 jinlong 1st street, Baolong Industrial Zone,
Longgang District, Shenzhen, China.

Branch Office: Yifa Industrial Zone, Dushi Village,
Pingtan Town, Huiyang District, Huizhou, China.

Mobile/Whatsapp: 86-183-4436 9007 86-183-4435 9973

E-mail: nora@shunmed.com nora1@shunmed.com

Website: www.shunmed.com

SHUNMEI SP. Z O.O.

**SHUNMEİ MEDİKAL VE TIBBİ CİHAZLAR
TİCARET ANONİM ŞİRKETİ**

Shunmei[®]
顺美医疗



Company Profile

Shunmei Medical Co.,LTD was founded in 2009 and is headquartered in Shenzhen. We are committed to research and development, production and global sales of medical consumables related to Vascular intervention and Anesthesiology.

Our production sites are located in Huizhou city, Guangdong Province and Hunan Province. Huizhou production site covers an area of 20,300 square meters. Hunan production site covers an area of 33,300 square meters.

Our company has set up 3 overseas wholly-owned subsidiaries.

Mission :

Bring patient back to health.

Vision :

Become a world-class research & development and manufacturing enterprise of medical interventional products.

Catalogue


PTCA Guidewire	1
Hydrophilic Coated Guidewire	5
PTFE Coated Guidewire	6
Angiographic Catheter	7
Guiding Catheter	11
PTCA Balloon Dilatation Catheter	15
NC Coronary Dilatation Catheter	17
Coronary Microcatheter	19
Introducer Sets	21
Balloon Inflation Devices	23
Hemostasis Valve Set	25
TR-Closure Band	26
Manifold Kit	27
Introducer Needle	27
Manifolds	28
Dose Control Syringe	28
Disposable Pressure Transducers	29
Angiographic Syringe	31

PTCA Guidewire



Workhorse Guidewire :

Shun P 0.36mm(0.014inch)




- Tip load: 0.7g / 0.9g / 1.0g / 2.0g / 3.0g
- Tip radiopacity: 3cm
- Effective length: 190cm/300cm
- Tip coating material: Hydrophilic coating

Shun PT 0.36mm(0.014inch)



- Tip load: 0.9g
- Tip radiopacity: 3cm
- Effective length: 190cm/300cm
- Tip coating material: Polymer jacket with hydrophilic coating

Shun R 0.36mm(0.014inch)



- Tip load: 0.6g / 1.0g
- Tip radiopacity: 3cm
- Effective length: 190cm/300cm
- Tip coating material: Hydrophilic coating

Shun S 0.36mm(0.014inch)



- Tip load: 0.7g
- Tip radiopacity: 3cm
- Effective length: 190cm/ 300cm
- Tip coating material: Hydrophilic coating

Extension 0.36mm(0.014inch)



- Effective length: 150cm / 165cm


CTO Guidewire :

Shun Pi50/ Shun Pi150/ Shun Pi200/ Shun Pi300 0.36mm(0.014inch)




- Tip load: 1.5g/ 2.7g/ 4.1g/ 6.0g
- Tip radiopacity: 3cm
- Effective length: 190cm/ 300cm
- Tip coating material: Polymer jacket with hydrophilic coating




Shun GA1/Shun GA2/ Shun GA3 0.36/0.26mm (0.014/0.010inch) 0.36/0.28mm (0.014/0.011inch) 0.36/0.30mm (0.014/0.012inch)



- Tip load: 1.7g / 3.5g / 4.5g
- Tip radiopacity: 15cm
- Effective length: 190cm / 300cm
- Tip coating material: Hydrophilic with uncoating tip
- Tip diameter: GA1: 0.26mm(0.010inch)
GA2: 0.28mm(0.011inch)
GA3: 0.30mm(0.012inch)

Shun GN2/Shun GN4/ Shun GN6 0.36/0.26mm (0.014/0.010inch) 0.36/0.28mm (0.014/0.011inch) 0.36/0.30mm (0.014/0.012inch)



- Tip load: 2.0g / 4.0g / 6.0g
- Tip radiopacity: 15cm
- Effective length: 190cm
- Tip coating material: Hydrophilic coating
- Tip diameter: GN2: 0.26mm(0.010inch) 
GN4: 0.28mm(0.011inch) 
GN6: 0.30mm(0.012inch) 

Workhorse Guidewire :

PTCA Guidewire	Tip stiffness	Code (Diameter:0.014")	Radiopaque Length	Length	Tip shape
Shun P	Floppy (0.7g)	* 626620	3cm	190cm	Straight/ shapable
		626621	3cm	300cm	Straight/ shapable
		626652	3cm	190cm	Angled
		626653	3cm	300cm	Angled
	Super Soft (0.9g)	* 626622	3cm	190cm	Straight/ shapable
		626623	3cm	300cm	Straight/ shapable
		626654	3cm	190cm	Angled
		626655	3cm	300cm	Angled
	Moderate Soft (1.0g)	* 626624	3cm	190cm	Straight/ shapable
		626625	3cm	300cm	Straight/ shapable
		626656	3cm	190cm	Angled
		626657	3cm	300cm	Angled
	Soft (2.0g)	626626	3cm	190cm	Straight/ shapable
		626627	3cm	300cm	Straight/ shapable
		626658	3cm	190cm	Angled
		626659	3cm	300cm	Angled
	Standard (3.0g)	626628	3cm	190cm	Straight/ shapable
		626629	3cm	300cm	Straight/ shapable
		626660	3cm	190cm	Angled
		626661	3cm	300cm	Angled
Shun PT	Light support (0.9g)	* 626700	3cm	190cm	Straight/ shapable
		626765	3cm	300cm	Straight/ shapable
		626701	3cm	190cm	Angled
		626703	3cm	300cm	Angled
	Moderate support	626704	3cm	190cm	Straight/ shapable
		626706	3cm	300cm	Straight/ shapable
		626705	3cm	190cm	Angled
626707	3cm	300cm	Angled		
Shun R	0.6g	626813	3cm	190cm	Straight/ shapable
		626815	3cm	300cm	Straight/ shapable
	1.0g	626814	3cm	190cm	Straight/ shapable
		626816	3cm	300cm	Straight/ shapable
		Shun S	0.7g	* 626718	3cm
* 626719	3cm			300cm	Straight/ shapable
626720	3cm			190cm	Angled
626721	3cm			300cm	Angled
Extension	/	626763	/	150cm	/
		626764	/	165cm	/

Note:The code with * mark means main selling items.


CTO Guidewire :

PTCA Guidewire	Tip stiffness	Code (Diameter:0.014")	Radiopaque Length	Length	Tip shape
Shun Pi50	1.5g	* 626780	3cm	190cm	Straight/ shapable
		626786	3cm	190cm	Angled
		626787	3cm	300cm	Straight/ shapable
		626788	3cm	300cm	Angled
Shun Pi150	2.7g	* 626781	3cm	190cm	Straight/ shapable
		626789	3cm	190cm	Angled
		626790	3cm	300cm	Straight/ shapable
		626791	3cm	300cm	Angled
Shun Pi200	4.1g	* 626782	3cm	190cm	Straight/ shapable
		626783	3cm	190cm	Angled
		626784	3cm	300cm	Straight/ shapable
		626785	3cm	300cm	Angled
Shun Pi300	6.0g	626833	3cm	190cm	Straight/ shapable
		626834	3cm	190cm	Angled
		626835	3cm	300cm	Straight/ shapable
		626836	3cm	300cm	Angled
Shun GA1	1.7g	626757	15cm	190cm	1mm Pre-shape
		626758	15cm	300cm	1mm Pre-shape
		* 626801	15cm	190cm	Straight/ shapable
		626802	15cm	300cm	Straight/ shapable
Shun GA2	3.5g	626759	15cm	190cm	1mm Pre-shape
		626760	15cm	300cm	1mm Pre-shape
		* 626803	15cm	190cm	Straight/ shapable
		626804	15cm	300cm	Straight/ shapable
Shun GA3	4.5g	626761	15cm	190cm	1mm Pre-shape
		626762	15cm	300cm	1mm Pre-shape
		* 626805	15cm	190cm	Straight/ shapable
		626806	15cm	300cm	Straight/ shapable
Shun GN2	2.0g	626838	15cm	190cm	Straight/ shapable
		626839	15cm	190cm	Angled
Shun GN4	4.0g	626840	15cm	190cm	Straight/ shapable
		626841	15cm	190cm	Angled
Shun GN6	6.0g	626842	15cm	190cm	Straight/ shapable
		626843	15cm	190cm	Angled

Note:The code with * mark means main selling items

Shun Ski trails

Hydrophilic Coated Guidewire



Code	Model No	Length	Diameter	Tip shape
626355	HGWS32150	150cm	0.032inch	straight tip
626356	HGWS32180	180cm	0.032inch	straight tip
626357	HGWS32260	260cm	0.032inch	straight tip
* 626358	HGWS35150	150cm	0.035inch	straight tip
* 626359	HGWS35180	180cm	0.035inch	straight tip
* 626360	HGWS35260	260cm	0.035inch	straight tip
* 626361	HGWS38150	150cm	0.038inch	straight tip
* 626362	HGWS38180	180cm	0.038inch	straight tip
* 626363	HGWS38260	260cm	0.038inch	straight tip
626440	HGWA32150	150cm	0.032inch	Angled tip
626441	HGWA32180	180cm	0.032inch	Angled tip
626442	HGWA32260	260cm	0.032inch	Angled tip
* 626443	HGWA35150	150cm	0.035inch	Angled tip
* 626444	HGWA35180	180cm	0.035inch	Angled tip
* 626445	HGWA35260	260cm	0.035inch	Angled tip
* 626446	HGWA38150	150cm	0.038inch	Angled tip
* 626447	HGWA38180	180cm	0.038inch	Angled tip
* 626448	HGWA38260	260cm	0.038inch	Angled tip

Note: The code with * mark means main selling items

Shun Skyline

PTFE Coated Guidewire




Code	Size	Tip shape
612001	0.032" * 150cm	J tip
612002	0.032" * 150cm	Straight tip
* 612003	0.035" * 150cm	J tip
612004	0.035" * 150cm	Straight tip
* 612005	0.038" * 150cm	J tip
612006	0.038" * 150cm	Straight tip
612007	0.035" * 260cm	J tip
* 612008	0.035" * 260cm	Straight tip
612009	0.032" * 180cm	J tip
612010	0.032" * 180cm	Straight tip
* 612011	0.035" * 180cm	J tip
612012	0.035" * 180cm	Straight tip
* 612013	0.038" * 180cm	J tip
612014	0.038" * 180cm	Straight tip
* 612019	0.038" * 260cm	J tip
612121	0.038" * 260cm	Straight tip
612119	0.032" * 260cm	J tip
612120	0.032" * 260cm	Straight tip
612130	0.032" * 210cm	J tip
612131	0.032" * 200cm	J tip
612132	0.035" * 200cm	J tip
612133	0.038" * 200cm	J tip
612134	0.032" * 200cm	Straight tip
612135	0.035" * 200cm	Straight tip
612136	0.038" * 200cm	Straight tip

Note: The code with * mark means main selling items.

Shun Conveyor

Angiographic Catheter



Tip configuration	Product Code 4F	Product Code 5F	Product Code 6F	Length	Accept Guidewire OD(in)	Side holes	Shape	Applicable Vessels	
JL2.5	/	/	622641	80	0.038	0		Left coronary	
	/	/	622642	100	0.038	0			
JL3.5	622601	622602	* 622603	100	0.038	0			
	622604	622606	* 622608	100	0.038	0			
JL4.0	/	622643	/	110	0.038	0			
	/	/	622644	100	0.038	2			
JL4.5	622610	622611	622612	100	0.038	0			
	622613	622614	622615	100	0.038	0			
JL5.0	/	622645	/	110	0.038	0			
	/	622646	/	100	0.038	0			
JL6.0	/	622647	/	110	0.038	0			
	/	622648	/	80	0.038	2			
JR3.5	622616	622617	* 622618	100	0.038	0		Right coronary	
JR4.0	622619	622621	* 622623	100	0.038	0			
JR5.0	622628	622629	622630	100	0.038	0			
JR3.5	/	622648	/	80	0.038	2			
	/	622649	/	110	0.038	2			
JR4.0	/	622650	/	110	0.038	0			
JR4.5	/	622651	/	100	0.038	0			
JR6.0	/	/	622652	100	0.038	0			
PIG(S)	/	* 622605	622607	110	0.038	6			
	622653	622656	/	65	0.038	6			
	622654	/	/	80	0.038	6			
	622655	/	/	90	0.038	6			

Tip configuration	Product Code 4F	Product Code 5F	Product Code 6F	Length	Accept Guidewire OD(in)	Side holes	Shape	Applicable Vessels
PIG145°	/	622609	622620	110	0.038	6		Aorta
PIG155°	/	622622	622624	110	0.038	6		
AL1	622657	622658	622659	100	0.038	0		Abnormal opening Left and right coronary
AL2	622660	622661	622662	100	0.038	0		
AL3	622663	622664	622665	100	0.038	0		
C1	/	622667	/	65	0.035	0		Bronchi alartery, limb artery, splenic artery, hepatic artery, gastroduodenal artery, mesenteric artery, carotid artery
	/	622668	/	65	0.038	0		
	622666	622669	622671	80	0.038	0		
C2	/	622670	/	100	0.035	0		
	/	622673	/	65	0.035	0		
	/	622674	/	65	0.038	0		
	/	622675	/	80	0.035	0		
	622672	* 622676	622678	80	0.038	0		
/	622677	/	100	0.035	0			
C3	622679	622680	622681	80	0.038		0	
CHG2.5	/	622682	/	80	0.038	0		Abdominal vessels
CHG-B	/	622683	/	80	0.038	0		
CHG-C	/	622684	/	80	0.038	0		
DAV	/	622685	/	65	0.035	0		Multi-purpose
	/	622686	/	65	0.038	0		
	/	622687	/	100	0.035	0		
	/	622688	/	100	0.038	0		
	/	622689	/	125	0.035	0		
FC3	/	622690	/	100	0.035	0		Intracranial vessels
H1	/	622692	/	100	0.035	0		
H2	622691	* 622693	622694	100	0.038	0		
	622695	622696	622697	100	0.038	0		
H3	622698	622699	622700	100	0.038	0		
HN5	/	624201	/	100	0.038	0		
JB1	/	624202	/	65	0.038	0		Intracranial vessels
	/	624203	/	100	0.035	0		
	/	624204	/	100	0.038	0		
JB2	/	624205	/	100	0.035	0		
	/	624206	/	100	0.038	0		
KMP	/	624207	/	40	0.035	0		Multi-purpose
	/	624208	/	40	0.038	0		
	/	624209	/	65	0.035	0		
	/	624210	/	65	0.038	0		
	/	624211	/	100	0.038	0		

Angiographic Catheter


Tip configuration	Product Code 4F	Product Code 5F	Product Code 6F	Length	Accept Guidewire OD(in)	Side holes	Shape	Applicable Vessels
LEV1	/	624212	/	65	0.038	0		
MIK	/	* 624213	/	80	0.038	0		Abdominal vessels
MPA1	624214	624216	624218	80	0.038	0		
	624215	624217	624219	80	0.038	2		
MPA2	624220	624222	624224	80	0.038	0		
	624221	624223	624225	80	0.038	2		
MPA3	624226	624228	624230	80	0.038	0		Multi-purpose
	624227	624229	624231	80	0.038	2		
MPA	/	624232	/	65	0.038	0		
	/	624233	/	80	0.038	0		
	/	624234	/	100	0.038	0		
	/	624235	/	125	0.038	0		
MPB	/	624236	/	80	0.038	0		
PIG	/	* 624237	/	100	0.038	10		Aorta
RBT	/	624238	/	90	0.035	0		
RC1	/	624239	/	65	0.035	0		
	/	624240	/	65	0.038	0		
RC2	/	624241	/	65	0.035	0		
RDC	/	624242	/	65	0.038	0		
RH	624244	* 624245	624246	80	0.038	0		Hepatic artery
RIM	/	624247	/	65	0.035	0		
	/	624248	/	65	0.038	0		
	/	624249	/	100	0.038	0		
RLG	/	624251	/	65	0.038	0		Left gastric artery
	624250	* 624252	624253	80	0.038	0		
RS	624254	* 624255	624256	80	0.038	0		Splenic artery
SHK1.0	/	624257	/	65	0.038	0		iliac artery
SIM1	/	624259	/	65	0.038	0		
	/	624260	/	100	0.035	0		
	624258	* 624261	624262	100	0.038	0		
SIM2	/	624264	/	65	0.038	0		Intracranial vessels
	/	624265	/	100	0.035	0		
	624263	* 624266	624268	100	0.038	0		
SIM3	/	624267	/	125	0.038	0		
	624269	624271	624272	100	0.038	0		
TEGT	/	624273	/	65	0.038	0		Multi-purpose
	/	624274	/	100	0.038	0		
VANSCHIE1	/	624275	/	40	0.035	0		Abdominal aorta
	/	624276	/	65	0.035	0		
	/	624277	/	125	0.035	0		
VANSCHIE2	/	624278	/	40	0.035	0		
	/	624279	/	65	0.035	0		
	/	624280	/	125	0.035	0		

Tip configuration	Product Code 4F	Product Code 5F	Product Code 6F	Length	Accept Guidewire OD(in)	Side holes	Shape	Applicable Vessels
VANSCHIE3	/	624281	/	40	0.035	0		Abdominal aorta
	/	624282	/	65	0.035	0		
	/	624283	/	125	0.035	0		
VANSCHIE4	/	624284	/	65	0.035	0		
	/	624285	/	125	0.035	0		
VANSCHIE5	/	624286	/	65	0.035	0		
	/	624287	/	125	0.035	0		
VERT	624288	* 624289	624291	100	0.038	0		Vertebral artery
	/	* 624290	/	125	0.035	0		
VS	/	624292	/	80	0.038	0		
VS1	/	624294	/	80	0.038	0		Multi-purpose
	/	624293	/	125	0.035	0		
	/	624295	/	80	0.038	0		
VS2	/	624296	/	80	0.038	0		
	/	624297	/	125	0.035	0		
	/	624298	/	80	0.038	0		
VS3	/	624299	/	80	0.038	0		
	/	624300	/	100	0.035	0		
VTK	/	* 624297	/	100	0.038	0		Carotid artery
	/	624298	/	125	0.038	0		
WNBG	/	624299	/	100	0.035	0		
	/	624300	/	100	0.038	0		
YASHIRO	624301	* 624302	624303	80	0.038	0		Tortuous hepatic artery
AR-JP	624304	624305	624306	100	0.038	0		
AR-R5	/	/	624307	100	0.038	0		Right coronary
AR-RC	/	624308	624309	100	0.038	0		
BLK	/	* 624310	/	100	0.038	0		Right or left coronary
BP-JL	/	624311	624312	100	0.038	0		Bypass judkins left
BP-JR	/	624313	624314	100	0.038	0		Bypass judkins right
IM	624315	624316	624317	100	0.038	0		
IM-JP type	624318	624319	/	100	0.038	0		Inernal mammary
IM-Round tip	/	624320	/	100	0.038	0		
IM-Short tip	/	624321	624322	100	0.038	0		
MP2.5	624323	624324	/	100	0.038	2		
MP3.0	624325	/	/	100	0.038	2		Multi-purpose
	624326	/	/	100	0.038	2		
	624327	/	/	110	0.038	2		
MP3.5	/	624328	624329	100	0.038	0		
	624330	624331	624333	100	0.038	2		
MP4.0	/	624332	/	110	0.038	0		
	624334	/	/	65	0.038	6		
ST	624335	/	/	90	0.038	0		Straight
	624336	/	/	110	0.038	6		
	/	624337	/	100	0.038	1		
TIG II -3.5	/	/	624338	100	0.038	0		
	/	624339	624342	100	0.038	0		
TIG II -4.0	/	624340	/	100	0.038	1		Left or right coronary
	/	624341	624343	110	0.038	0		
	/	* 624348	624355	100	0.038	1		
TIG I -3.5	/	* 624354	/	100	0.038	1		
TIG I -4.0	/	624966	/	100	0.038	1		
TIG I -4.5	/	624967	/	100	0.038	1		
TIG I -5.0	/	624967	/	100	0.038	1		

Note: The code with * mark means main selling items.

Shun Window


















Guiding Catheter





















Shape Name	Product Code 5F	Product Code 6F	Product Code 7F	Product Code 8F	Length	Side holes	Shape	Applicable Vessels
JL3.0	/	622743	622744	622745	100	0		Left coronary artery
	/	/	622746	/	100	2		
JL3.5	622701	622705	622709	622747	100	0		
	/	622751	622752	622753	100	2		
JL3.5 LT	622748	/	/	/	100	0		
JL3.5 ST	/	622749	622750	/	100	0		
JL4.0	/	622755	/	/	90	0		
	622702	* 622706	622710	622754	100	0		
	/	622761	622762	622763	100	2		
	/	622764	622765	/	125	0		
	/	/	/	622766	125	2		
JL4.0 LT	622756	622757	/	/	100	0		
JL4.0 ST	/	622758	622759	/	100	0		
	/	/	622760	/	100	2		
JL4.5	622703	622707	622711	622767	100	0		
	/	/	622770	622771	100	2		
JL4.5 LT	622768	/	/	/	100	0		
JL4.5 ST	/	622769	/	/	100	0		
JL5.0	622704	622708	622712	622772	100	0		
	/	/	622774	622775	100	2		
	/	622776	622777	/	125	0		
JL5.0 LT	622773	/	/	/	100	0		
JL6.0	/	/	/	622778	100	0		
	/	/	622779	/	125	0		

Shape Name	Product Code 5F	Product Code 6F	Product Code 7F	Product Code 8F	Length	Side holes	Shape	Applicable Vessels
JR3.5	622713	622715	622717	624564	100	0		Right coronary artery
	/	624568	624569	624570	100	2		
	/	624565	/	/	125	0		
JR3.5 LT	624566	624567	/	/	100	0		
JR4.0	622714	* 622716	622718	624571	100	0		
	/	624572	/	/	90	0		
	/	624578	624579	624580	100	2		
	/	624581	/	/	125	0		
JR4.0 LT	624573	624574	/	/	100	0		
	624575	/	/	/	110	0		
JR4.0 ST	/	624576	624577	/	100	0		
JR4.5 ST	/	/	624583	/	100	0		
JR5.0	/	624584	624585	624586	100	0		
	/	624587	/	/	125	0		
	/	/	624589	/	100	2		
JR5.0 LT	624588	/	/	/	100	0		
AL0.75	622719	622722	622725	624530	100	0		
	/	624531	/	/	100	2		
AL1.0	622720	* 622723	622726	624532	100	0		Left coronary artery
	/	624539	624540	624541	100	2		
	/	624542	624543	/	125	0		
AL1.0 LT	624533	624534	/	/	100	0		
AL1.0 ST	/	624535	624536	624537	100	0		
	/	624538	/	/	100	2		
AL1.5	/	* 624544	624545	/	100	0		
	/	/	624546	624547	100	2		
AL2.0	622721	* 622724	622727	624548	100	0		
	/	/	/	624549	90	0		
	/	624550	/	/	125	0		
	/	624554	624555	624556	100	2		
AL2.0 LT	624551	624552	/	/	100	0		
AL2.0 ST	/	/	624553	/	100	0		
AL3.0	/	624557	624558	624559	100	0		
	/	/	624560	/	125	0		
	/	/	624562	624563	100	2		
AL3.0 LT	624561	/	/	/	100	0		
AR1.0	622728	622730	622732	624598	100	0		
	/	/	624672	624673	100	2		
AR1.0 LT	/	/	624674	/	125	0		
	624599	624600	/	/	100	0		

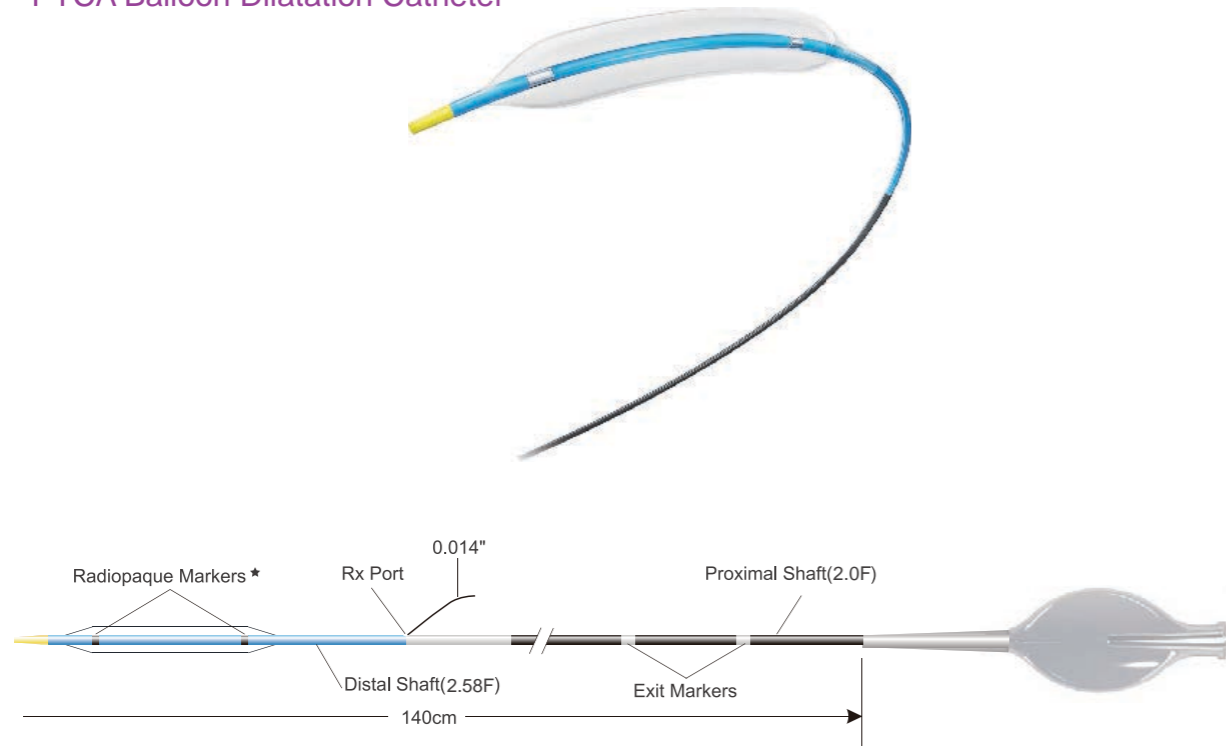
Guiding Catheter

Shape Name	Product Code 5F	Product Code 6F	Product Code 7F	Product Code 8F	Length	Side holes	Shape	Applicable Vessels
AR2.0	622729	* 622731	622733	624675	100	0		Right coronary artery
	/	624676	/	/	125	0		
	624679	624680	624681	/	100	2		
AR2.0 LT	624677	624678	/	/	100	0		
XB2.5	/	622783	/	/	100	0		
XB3.0	622734	* 622737	622740	622784	100	0		Left coronary artery
	/	/	622785	/	125	0		
	/	622787	622788	622789	100	2		
XB3.0 LT	622786	/	/	/	100	0		
XB3.5	622735	* 622738	622741	622790	100	0		Left coronary artery
	/	622791	/	/	90	0		
	/	622794	622795	622796	100	2		
XB3.5 LT	622792	622793	/	/	100	0		
	622797	/	/	/	120	0		
XB4.0	622736	622739	622742	622800	100	0		
	/	624501	/	/	125	0		
XB4.0 LT	624502	/	/	/	100	0		
XB4.5	/	624506	624507	/	100	2		
	/	624503	624504	624505	100	2		
XBC3.0	/	624508	/	/	100	0		
	/	624509	/	/	100	2		
XBC3.5	/	624510	/	/	100	0		Left coronary artery
	/	624512	/	/	100	2		
XBC3.5 LT	624511	/	/	/	100	0		
XBC4.0	/	624513	/	/	100	0		
	/	624514	/	/	100	0		
XBLAD3.0	/	624515	/	/	100	0		
	/	624516	/	/	100	2		
XBLAD3.5	/	* 624517	624518	624519	100	0		Left coronary and more especially for the LAD
	/	624521	624522	624523	100	2		
XBLAD3.5 LT	/	624520	/	/	100	0		
XBLAD4.0	/	624524	624525	624526	100	0		
	/	624527	624528	/	100	2		
XBLAD4.5	/	624529	/	/	100	0		
XBR1.0	/	* 624590	/	/	100	0		Right coronary artery
	/	624591	/	/	100	2		
XBR2.0	/	* 624592	/	/	100	0		
XBRCA	/	* 624593	/	/	100	0		
	/	624594	/	/	100	2		

Shape Name	Product Code 5F	Product Code 6F	Product Code 7F	Product Code 8F	Length	Side holes	Shape	Applicable Vessels
3DRC	/	624595	/	/	100	0		Right and left internal mammary arteries
	/	624597	/	/	100	2		
3DRC LT	624596	/	/	/	100	0		
RBL4.0	/	624682	/	/	100	0		Left and right coronary arteries
RBL4.5	/	624683	/	/	100	0		
RBL5.0	/	624684	/	/	100	0		
CAS2.0	/	624685	/	/	100	0		Left coronary
CAS3.0	/	624615	/	/	100	0		
SON1.0	/	624616	/	/	100	0		
BL(Tilon)	/	624617	/	/	100	0		Left and right coronary
	RB	624618	624619	/	/	100		
Barbeau	624620	624621	/	/	100	0		Left and right coronary / Multipurpose
	/	624622	/	/	125	0		
3D LIMA 90	/	624623	/	/	100	0		Left and right internal mammary arteries
IM Barbeau	624624	624625	/	/	100	0		Left coronary
JFL	624626	624627	/	/	100	0		Right coronary
JFR	624628	624629	/	/	100	0		
MPA1.0 LT	624630	624631	/	/	100	0		Multipurpose right and left ostium cannulation
MPA1.0	/	624632	624633	624634	100	0		
	/	624635	624636	624637	100	2		
MPA2.0	/	624638	624639	/	125	0		
	/	/	624640	/	125	2		
MPB1.0	/	* 624642	/	/	100	0		
	/	/	624643	/	100	2		
H-STICK	/	624644	624645	624646	100	0		Right coronary and right saphenous vein bypass grafts
	/	624649	624650	624651	100	2		
H-STICK LT	624647	624648	/	/	100	0		
LCB	/	624652	624653	624654	100	0		Left coronary artery via femoral
	/	624656	624657	/	100	2		
LCB LT	624655	/	/	/	100	0		
RCB	/	624658	624659	624660	100	0		Right coronary artery via femoral
	/	624661	624662	/	100	2		
IM	/	624663	624664	624665	100	0		Internal mamary femoral acces
	/	624666	/	/	90	0		
	/	624667	/	/	125	0		
	/	624668	624669	624670	100	2		
IM LT	624671	/	/	/	100	0		
JCL3.5	/	* 622780	/	/	100	0		Left coronary
	/	622781	/	/	100	2		
JCL4.0	/	* 622782	/	/	100	0		

Shun Loach

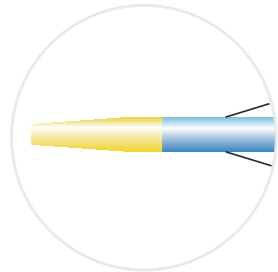
PTCA Balloon Dilatation Catheter



Note: For $\Phi 1.0\text{mm}$, $\Phi 1.25\text{mm}$ and $\Phi 1.5\text{mm}$, only one (1) Radiopaque Marker in the center of balloon

Technical specification

Catheter design	Rapid exchange
Balloon Material	Pebax
Balloon compliance	Semi-compliant
Balloon Diameter (mm)	1.5, 1.75, 2.0, 2.5, 2.75, 3.0, 3.25, 3.5, 4.0
Balloon Length (mm)	9, 10, 12, 15, 20, 25, 30
Proximal shaft	2.0F
Distal shaft	2.55F
Effective length	140cm
Marker	1 (1.5mm) /2 ($\phi 1.75\text{mm}\sim 4.0\text{mm}$)
Nominal Pressure	6atm
Rated Burst Pressure	16atm
Guide wire Compatibility	0.014in
Minimum Guiding Catheter Compatibility	5F



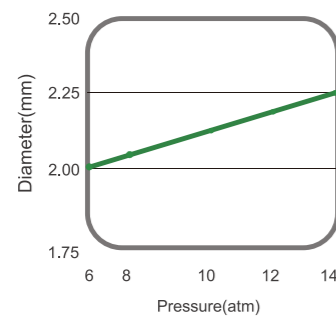
Soft and Rounding TIP

- Enhance the crossability
- Minimize the damage to the vessel wall



Tight Memory-Three-Fold Balloon

- Good performance of repeated dilatation
- Slender profile for enhanced crossability



Excellent Balloon Performane

- Controlled diameter growth per atm
- Stabilized properties and RBP value

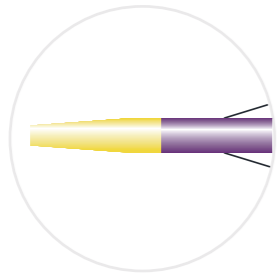
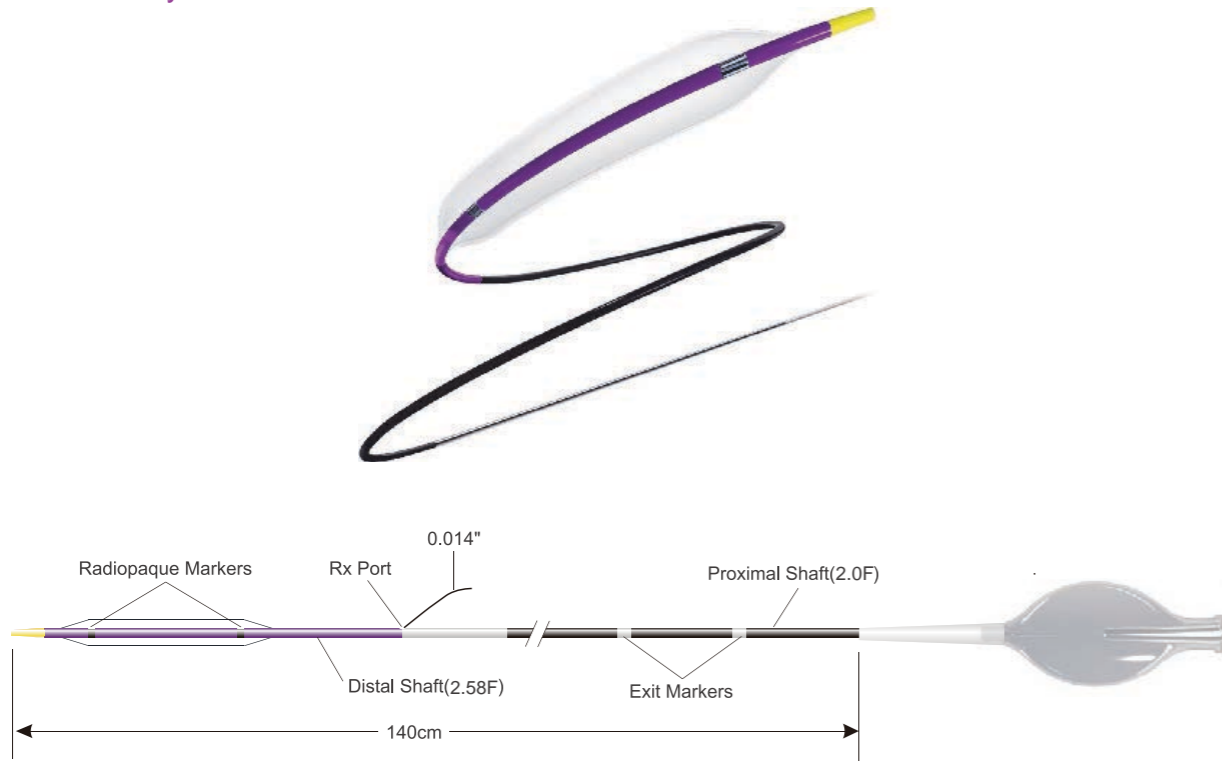
Diameter(mm)

Length(mm)

	9	10	12	15	20	25	30
1.5	642802	642811	642812	642813	642815	642816	642803
1.75	642819	642820	642821	642822	624859	642825	642804
2.0	642829	642830	642831	642832	642835	642836	642805
2.5	642840	642841	642842	642843	642846	642847	642806
2.75	642851	642852	642853	642854	642857	642858	642807
3.0	642871	642872	642873	642874	642877	642878	642880
3.25	642902	642903	642904	642905	642908	642906	642912
3.5	642861	642862	642863	642864	642867	642868	642808
4.0	642809	642881	642882	642883	642886	642887	642810

NC LOACH

NC Coronary Dilatation Catheter



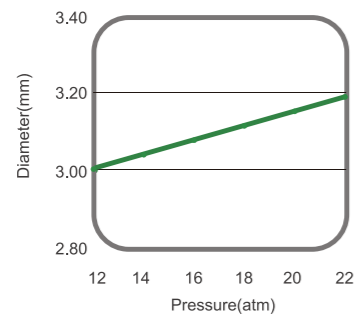
Soft and Rounding TIP

- Enhance the crossability
- Minimize the damage to the vessel wall



Tight Memory-Three-Fold Balloon

- Good performance of repeated dilatation
- Slender profile for enhanced crossability



Excellent Balloon Performane

- Controlled diameter growth per atm
- Stabilized properties and RBP value

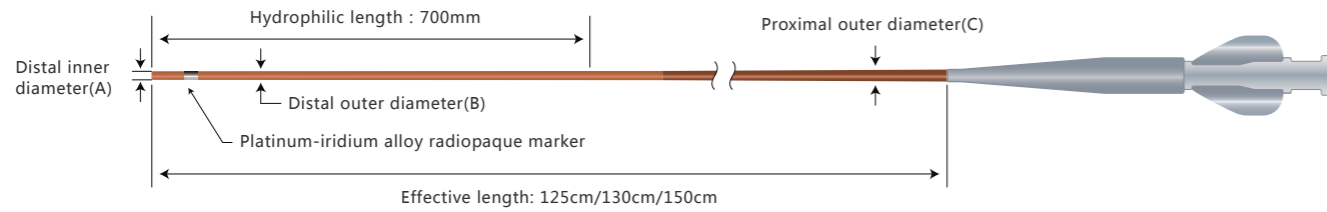
Technical specification

Catheter design	Rapid exchange
Balloon Material	Nylon 12
Balloon compliance	Non-compliant
Balloon Diameter (mm)	2.0, 2.5, 2.75, 3.0, 3.25, 3.5, 3.75, 4.0, 4.5, 5.0
Balloon Length (mm)	6, 8, 9, 10, 12, 15, 20, 25, 30
Proximal shaft	2.0F
Distal shaft	2.55F
Effective length	140cm
Marker	2
Nominal Pressure	12atm
Rated Burst Pressure	22atm (φ2.0mm~φ4.0mm) / 20atm (φ4.5mm~6.0mm)
Guide wire Compatibility	0.014in
Minimum Guiding Catheter Compatibility	5F

Diameter(mm)	Length(mm)								
	6	8	9	10	12	15	20	25	30
2.00	643802	643821	642818	643822	643823	643824	643826	643827	643803
2.50	643837	643838	642826	643839	643840	643841	643843	643844	643804
2.75	643845	643846	642827	643847	643848	643849	643851	643852	643805
3.00	643853	643854	642828	643855	643856	643857	643859	643801	643860
3.25	643861	643862	642833	643863	643864	643865	643867	643868	643806
3.50	643869	643870	642837	643871	643872	643873	643875	643876	643807
3.75	643877	643878	642838	643879	643880	643881	643883	643884	643808
4.00	643885	643886	642848	643887	643888	643889	643891	643892	643809
4.50	643893	643894	642849	643895	643896	643897	643899	-	-
5.00	643901	643902	642855	643903	643904	643905	643907	-	-

Driver

Coronary Microcatheter



Catheter OD distal/proximal	Inner diameter of catheter(A)	Distal outer diameter(B)	Proximal outer diameter(C)
1.8F/2.6F	0.42mm(0.017")	0.60mm(1.8F)	0.87mm(2.6F)

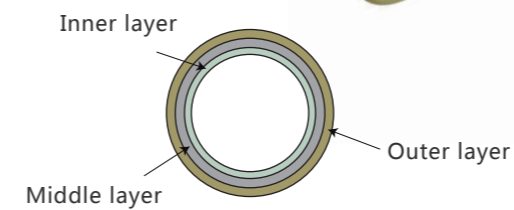
Microcatheter	Code	Models	Effective length(cm)	Catheter OD distal/proximal	Tip Shape	Nominal pressure	Shaping mandrel	Y hemostasis valve	Syringe
DRIVER	* 627625	MCS130-18S	130	1.8F/2.6F	Straight	800psi	○		
	* 627626	MCS150-18S	150	1.8F/2.6F	Straight	800psi	○		
	* 627627	MCS130-18SA	130	1.8F/2.6F	Straight	800psi	○	○	○
	* 627628	MCS150-18SA	150	1.8F/2.6F	Straight	800psi	○	○	○

Note: The code with * mark means main selling items

Microcatheter (coronary)
Advantage features

1. The platinum-iridium radiopaque marker is 0.8mm long and 0.6mm away from the soft tip. A flexible distal segment with a hydrophilic coating allows the microcatheter to advance and pass through distal tortuous vessels.

2. The tube body is a variable diameter structure, and OD gradually decreases from the proximal to the distal end.



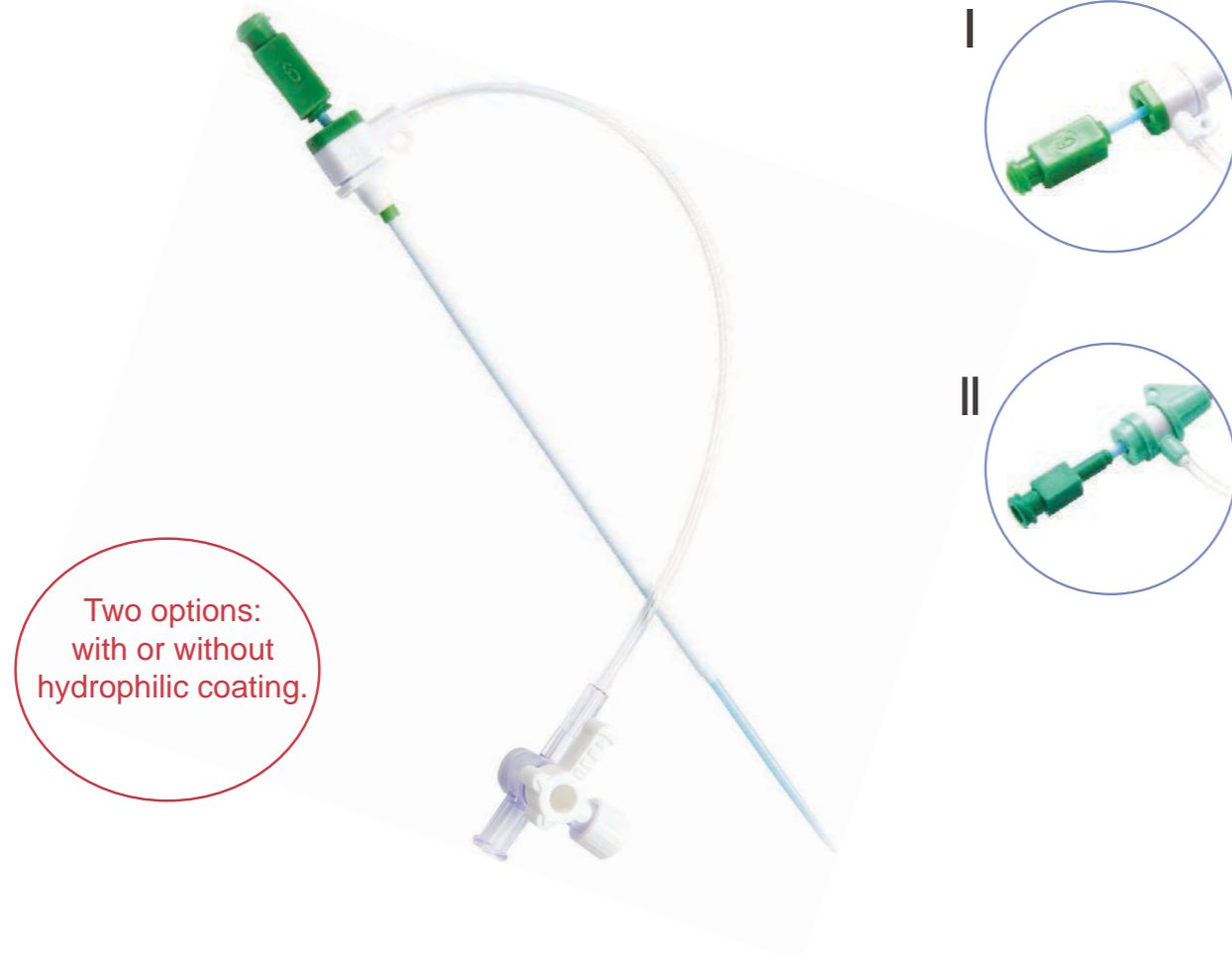
3. The cross section of the catheter is 3-layer structure, providing excellent pushability, torsion and support force, and the PTFE material in the inner cavity provides smooth transportation.

Intended use:

- The microcatheter is intended to be percutaneously introduced into coronary vessels and support a guide wire in crossing the localized stenotic lesion of vessel system in case the guide wire hardly crosses the lesion and can assist in the exchange of the guide wire.
- The microcatheter is also intended for injection of contrast media.

Shun Guider

Introducer Sets



Two options:
with or without
hydrophilic coating.

Femoral Sheath

Code	Size(Fr)	Length(cm)	Needle Gauge(Ga)	Guidewire Diameter(inch)	Guidewire Length(cm)
Standard Kit					
615401	4F	9	20	0.021	45
* 615501	5F	11	18	0.035	45
* 615601	6F	11	18	0.038	45
* 615701	7F	11	18	0.038	45
* 615801	8F	11	18	0.038	45
615901	9F	11	18	0.038	45
615101	10F	11	18	0.038	45
With hydrophilic coating					
615972	4F	9	20	0.021	45
615973	5F	11	18	0.035	45
615974	6F	11	18	0.038	45
615975	7F	11	18	0.038	45
615976	8F	11	18	0.038	45
615977	9F	11	18	0.038	45
615978	10F	11	18	0.038	45

Long introducer sheath

Code	Size(Fr)	Length(cm)	Needle Gauge(Ga)	Guidewire Diameter(inch)	Guidewire Length(cm)
Standard Kit					
615502	5F	23	18	0.035	70
615602	6F	23	18	0.038	70
615702	7F	23	18	0.038	70
615802	8F	23	18	0.038	70
615902	9F	23	18	0.038	70
615102	10F	23	18	0.038	70
615911	6F	45	18	-	-
615912	7F	45	18	-	-
615913	8F	45	18	-	-
With hydrophilic coating					
615984	5F	23	18	0.035	70
615980	6F	23	18	0.038	70
615981	7F	23	18	0.038	70
615982	8F	23	18	0.038	70
615983	9F	23	18	0.038	70
615985	10F	23	18	0.038	70
615914	6F	45	18	-	-
615915	7F	45	18	-	-
615916	8F	45	18	-	-

Radial Sheath

Code	Size(Fr)	Length(cm)	Needle Gauge(Ga)	Guidewire Diameter(inch)	Guidewire Length(cm)
Standard Kit					
615419	4F	7	20*3.8	0.021	45
615420	4F	11	20*3.8	0.021	45
* 615423	5F	7	20*3.8	0.021	45
* 615540	5F	11	20*3.8	0.021	45
615968	4F	7	21*3.8	0.018	45
615969	4F	11	21*3.8	0.018	45
615963	6F	7	21*3.8	0.018	45
615964	5F	7	21*3.8	0.018	45
* 615542	6F	7	20*3.8	0.021	45
* 615543	6F	11	20*3.8	0.021	45
615966	6F	11	21*3.8	0.018	45
615967	5F	11	21*3.8	0.018	45
615996	5F	11	20*3.2	0.021	45
615821	6F	11	20*3.2	0.021	45
615545	7F	7	20*3.8	0.021	45
615546	7F	11	20*3.8	0.021	45
615970	7F	7	21*3.8	0.018	45
615971	7F	11	21*3.8	0.018	45
With hydrophilic coating					
615988	4F	7	21*3.8	0.018	45
615989	4F	11	21*3.8	0.018	45
615990	6F	7	21*3.8	0.018	45
615991	6F	11	21*3.8	0.018	45
615992	5F	7	21*3.8	0.018	45
615993	5F	11	21*3.8	0.018	45
615994	7F	7	21*3.8	0.018	45
615995	7F	11	21*3.8	0.018	45
615840	4F	7	20*3.8	0.021	45
615841	4F	11	20*3.8	0.021	45
* 615842	6F	7	20*3.8	0.021	45
* 615843	6F	11	20*3.8	0.021	45
* 615844	5F	7	20*3.8	0.021	45
* 615845	5F	11	20*3.8	0.021	45
615846	7F	7	20*3.8	0.021	45
615847	7F	11	20*3.8	0.021	45

Note: The code with * mark means main selling items

Balloon Inflation Devices



Shun Fountain 1

- Normal type



Shun Fountain 2

- Gun type



Shun Fountain 3

- Semi-gun type



Balloon Inflation Devices	Code	Model	Description	Configuration
Shun Fountain 1	* 617101	BID1	20ml • 30atm	/
	617103	BID3	30ml • 30atm	/
	617104	BID4	20ml • 30atm	push pull Y connector without extension line,insertion tool,Torquer
	617105	BID5	20ml • 30atm	push pull Y connector with extension line,insertion tool,torquer
	617107	BID7	30ml • 30atm	push pull Y connector with extension line,insertion tool,torquer
	617120	BID20	30ml • 30atm	push pull Y connector without extension line,insertion tool,torquer
	617131	BID31	20ml • 30atm	push-click Y connector with extension line+insertion tool+torquer
	617132	BID32	20ml • 30atm	push-click Y connector without extension line+insertion tool+torquer
	617133	BID33	30ml • 30atm	push-click Y connector with extension line+insertion tool+torquer
	617134	BID34	30ml • 30atm	push-click Y connector without extension line+insertion tool+torquer

Note:The code with * mark means main selling items

Balloon Inflation Devices	Code	Model	Description	Configuration
Shun Fountain 2	Gun type			
	* 617108	BID8	20ml • 30atm	/
	* 617113	BID13	20ml • 30atm	push pull Y connector with extension line,insertion tool,torquer
	617114	BID14	20ml • 30atm	push pull Y connector without extension line,insertion tool,torquer
	617135	BID35	20ml • 30atm	push-click Y connector with extension line+insertion tool+torquer
	617136	BID36	20ml • 30atm	push-click Y connector without extension line+insertion tool+torquer
Shun Fountain 3	Semi-gun type			
	* 617126	BID26	20ml • 30atm	/
	* 617127	BID27	20ml • 30atm	push-click Y connector with extension line,insertion tool,torquer
	617128	BID28	20ml • 30atm	push-click Y connector without extension line,insertion tool,torquer
	617129	BID29	20ml • 30atm	push pull Y connector with extension line,insertion tool,torquer
	617130	BID30	20ml • 30atm	push pull Y connector without extension line,insertion tool,torquer

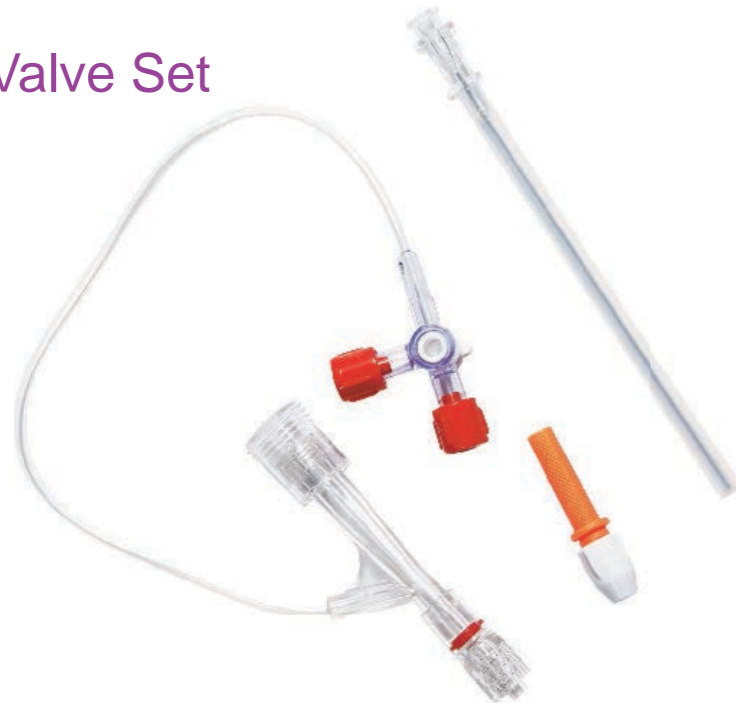
Note:The code with * mark means main selling items

Hemostasis Valve Set



Shun Armor I

- Push-pull type



Shun Armor III

- Push-click type



Hemostasis Valve Set	Code	Description	Length	Accessories
Shun Armor I	* 616101	HV-01(Push-pull type)	Line:25cm	torque +insertion tool
	616103	HV-01(Push-pull type)	Line:50cm	torque +insertion tool
	616104	HV-01(Push-pull type)	Without line	torque +insertion tool
	616105	HV-01(Push-pull type)	Line:35cm	torque +insertion tool
	616106	HV-01(Push-pull type)	Line:20cm	torque +insertion tool
	616107	HV-01(Push-pull type)	Without line	/
	616108	HV-01(Push-pull type)	Line:25cm	/
	616120	HV-01(Push-pull type)	Line:50cm	/
	616110	HV-01(Push-pull type)	Line:40cm	torque +insertion tool
	Shun Armor III	* 616111	HV-03(Push-click type)	Line:25cm
* 616112		HV-03(Push-click type)	Without line	torque +insertion tool
616113		HV-03(Push-click type)	Line:50cm	torque +insertion tool
616117		HV-03(Push-click type)	Line:25cm	/
616118		HV-03(Push-click type)	Line:50cm	/
616119		HV-03(Push-click type)	Without line	/

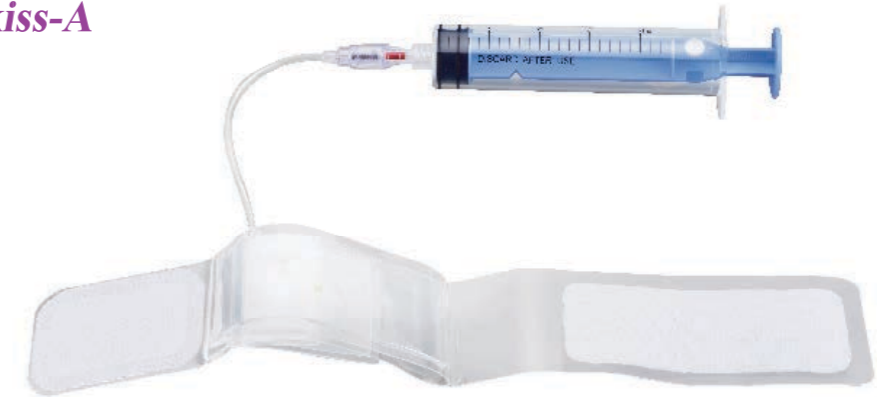
Note:The code with * mark means main selling items

TR-Closure Band



Shun Angelkiss-A

- Air type



Shun Angelkiss

- Screw type



Hemostasis Valve Set	Code	Description
Shun - Angelkiss	* 629903	Screw type
Shun Angelkiss-A	* 629904	Air type with 24cm, Luer connector
	629906	Air type with 27cm, Luer connector
	629907	Air type with 29cm, Luer connector
	629908	Air type with 25cm, Luer connector
	629909	Air type with 24cm, Push-pull connector
	629910	Air type with 29cm, Push-pull connector
	629911	Air type with 27cm, Push-pull connector

Note:The code with * mark means main selling items

Shun Channel

Manifold Kit



Code	Model	Description
* 621161	MK-R3	3 port manifold 500psi off right+12ml dose control syringe+connecting tube+infusion set+spice line
621162	MK-L3	3 port manifold 500psi off left+12ml dose control syringe+connecting tube+infusion set+spice line
621163	MK-R2	2 port manifold 500psi off right+12ml dose control syringe+connecting tube+infusion set+spice line
621164	MK-L2	2 port manifold 500psi off left+12ml dose control syringe+connecting tube+infusion set+spice line
621165	MK-R2	2 port manifold 500psi off right+tube+infusion line
621166	MK-R3	3 port manifold 250psi off right+12ml dose control syringe+connecting tube+infusion set+spice line
621167	MK-L3	3 port manifold 250psi off left+12ml dose control syringe+connecting tube+infusion set+spice line
621168	MK-R2	2 port manifold 250psi off right+12ml dose control syringe+connecting tube+infusion set+spice line
621169	MK-L2	2 port manifold 250psi off left+12ml dose control syringe+connecting tube+infusion set+spice line

Note:The code with * mark means main selling items.

Shun Peak

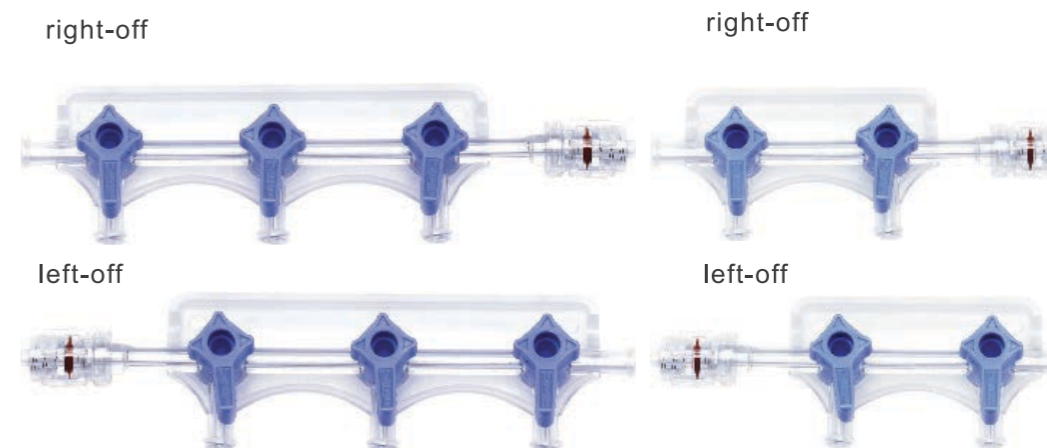
Introducer Needle



Code	Description
630002	18Gx7.1cm, straight type

Shun Center

Manifolds



Code	Description
619261	500psi,off-right handed W/Rotating adapter. 2 ports
619262	500psi,off-left handed W/Rotating adapter. 2 ports
619263	250psi,off-right handed W/Rotating adapter. 2 ports
619264	250psi,off-left handed W/Rotating adapter. 2 ports
* 619361	500psi,off-right handed W/Rotating adapter. 3 ports
619362	500psi,off-right handed W/Rotating adapter. 2 ports+extension line
619363	500psi,off-left handed W/Rotating adapter. 3 ports
619364	250psi,off-right handed W/Rotating adapter. 3 ports
619365	250psi,off-left handed W/Rotating adapter. 3 ports
619366	500psi,ON-right handed W/Rotating adapter.3ports
619369	250psi,ON-right handed W/Rotating adapter. 3 ports

Note:The code with * mark means main selling items

Shun Carrier

Dose Control Syringe



Code	Description
* 620161	12ML
* 620162	10ML

Note:The code with * mark means main selling items.

Shun Route

Disposable Pressure Transducers



Core part of DPT



Connector



- 1 Edward connector
- 2 Abbott connector
- 3 BD connector
- 4 Medex connector
- 5 Philips connector
- 6 USB connector
- 7 PVB connector
- 8 Utah connector
- 9 Mindray connector

Code	Connector	Description
* 612101	Edward	Single channel
612102	Philips	Single channel
* 612103	Abbott	Single channel
* 612104	BD	Single channel
* 612105	Utah	Single channel
612106	Medex	Single channel
612107	PVB SIMMS	Single channel
* 612108	USB	Single channel
612109	Mindray	Single channel
612201	Edward	Double channel
612202	Philips	Double channel
612203	Abbott	Double channel
612204	BD	Double channel
612205	Utah	Double channel
612206	Medex	Double channel
612207	PVB SIMMS	Double channel
612208	USB	Double channel
612209	Mindray	Double channel
612261	Edward	Core of DPT
612262	Philips	Core of DPT
612263	Abbott	Core of DPT
612264	BD	Core of DPT
612265	Utah	Core of DPT
612266	Medex	Core of DPT
612267	PVB SIMMS	Core of DPT
612268	USB	Core of DPT
612269	Mindray	Core of DPT

Note: The code with * mark means main selling items.

Shun Rocket

Angiographic Syringe



SINGLE SYRINGE SET



DOUBLE SYRINGE SET

Application	Code	Specification	Capacity / ml	Applicable machine type	Components
CT	* 632112	CM-200	200	Medrad Stellant SX CT/ SCT121/SCT122	Single Syringe Set
	* 632114	CM-200/200	200/200	Medrad Stellant CT/ SCT1211/SCT212	Double Syringe Set
	* 632221	CM-200/200	200/200	LF CT9000 & CT 9000 ADV	Double Syringe Set
	* 632211	CM-200	200	LF CT9000 & CT 9000 ADV	Single Syringe Set
	632411	CM-200	200	Ezem Empower CT	Single Syringe Set
	632413	CM-200/200	200/200	Ezem Empower CTA	Double Syringe Set
	* 632230	CM-200	200	Medrad MCT/MCT Plus/ vistrion CT/ En Vision CT	Single Syringe Set
	* 633225	CM-200/200	200/200	Medrad MCT/MCT Plus/ vistrion CT/En Vision CT	Double Syringe Set
	* 632231	CM-200/200	200/200	Accutron CT/ Accutron CT-D/ Accutron MR/ Accutron HP-D,Medtron	Double Syringe Set
	* 632232	CM-200	200	Imaxeon salient	Single Syringe Set
	632282	CM-150	150	Imaxeon salient	Single Syringe Set
	632233	CM-200/200	200/200	Imaxeon salient	Double Syringe Set
	632234	CM-100	100	Nemoto A60/ A25/ Dual shot	Single Syringe Set
	632258	CM-100/200	100/200	Nemoto A60/ A25/ Dual shot	Double Syringe Set
	632235	CM-200	200	Nemoto A60/ Dual shot	Single Syringe Set
	632236	CM-200	200	Coeur	Single Syringe Set
	* 632414	CM-200	200	Accutron CT/ Accutron CT-D/ Accutron MR/ Accutron HP-D,Medtron	Single Syringe Set
632212	CM-150	150	Angiomat iuumena	Single Syringe Set	
632113	CM-100/100	100/100	Nemoto A60/A25	Double Syringe Set	

Note:The code with * mark means main selling items.

Angiographic Syringe

Application	Code	Specification	Capacity / ml	Applicable machine type	Components
MRI	632270	CM-50/50	50/50	Nemoto Dual Shot, Sonic Shot 50	Double Syringe Set
	632271	CM-60/100	60/100	Spectris@solaris	Double Syringe Set
	632237	CM-60/60	60/60	LF-Optistar MRI	Double Syringe Set
	632238	CM-65/65	65/65	Medrad Spectris MRI	Double Syringe Set
	632239	CM-115/65	115/65	Medrad Spectris Solaris MRI	Double Syringe Set
	632240	CM-65/65	65/65	Accutron MR	Double Syringe Set
	632241	CM-65/200	65/200	Accutron MR	Double Syringe Set
	632242	CM-25	25	Nemoto sonic shot 50	Single Syringe Set
	632244	CM-100/100	100/100	Acist Empower	Double Syringe Set
	632260	CM-50/50	50/50	Optistar Elite	Double Syringe Set
DSA	* 632259	CM-200	200	Medrad Mark V/ Mark V Plus/ Mark V ProVis	Single Syringe Set
	* 632122	CM-150	150	Medrad Mark V/ Mark V Plus/ Mark V ProVis	Single Syringe Set
	* 632257	CM-200	200	LF Angiomat 6000	Single Syringe Set
	* 632226	CM-150	150	LF Angiomat 6000	Single Syringe Set
	632227	CM-125	125	Nemoto120S	Single Syringe Set
	632228	CM-200	200	Accutron HP/ Accutron hp-d	Single Syringe Set
	632229	CM-150	150	Imaxeon Avadia	Single Syringe Set
CT/DSA	* 632222	CM-200	200	LF Angiomat Illumena	Single Syringe Set
	* 632224	CM-150	150	LF Angiomat Illumena	Single Syringe Set
CT/MRI	632243	CM-50	50	Nemoto Dual shot/ Sonic shot 50	Single Syringe Set

Accessories

Code	Description	Applicable machine type	Resistance to pressure
632245	Spiral connector tube	CT-200-MARK-E, CT-200-MARK, CT-200-LF, CT-200-MARK-S	300psi
632246	Connector tube	CT-100-NE	300psi
632247	T-connector tube	CT-200/200-Mark, MRI-100-MARK, MRI-60-MARK	300psi
632248	Y-Connector tube	CT-200/200-LF	300psi
632249	T-Connector tube	CT-200/200-LF, MRI-60-LF	300psi
632250	T-Connector tube	MRI-100-MARK, CT-200/200-MARK	300psi
632251	T-Connector tube	CT-200-MARK(E), CT-200-LF	300psi
632252	Quick fill tube	CT-200-MARK(E), CT-200-MARK, CT-200-LF	-
632253	Spike	CT-200/200-MARK, MRI-100-MARK	-
632254	Spike	MRI-100-MARK, MRI-60-MARK	-
632255	Spike	MRI-60-LF	-
632256	Prime tube	CT-200-MARK-S, CT-200/200-MARK	-
632280	-	150cm coiling tube	-
632281	-	Y coiling tube with two check valve,150cm	-

Note: The code with * mark means main selling items.