

MANI®

Ophthalmic Trocar Kit

Trocar Infusion Cannula Kit

Trocar blade in the shape of MVR knife provides ultimate sharpness adopting proven technologies of MANI® Ophthalmic Knife.

23G

25G

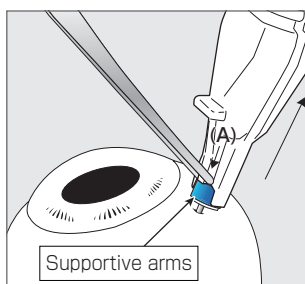
Valved cannula contributes to the simpler operation.



MANI® Trocar Kit

□ Trocar with valved cannula



Actual size




■ Less leakage with improved valved cannula

In case of any difficulty in detaching the cannula from the trocar after the incision, place the tip of forceps lightly along (A) and pull the blade out from the sclera. Do not hold the supportive arms at the tip of handle.

- Trocar blade in the shape of MVR knife.
- Ultimate sharpness adopting proven technologies of MANI® Ophthalmic Knife.
- Valved cannula for the simpler operation.
- Sterile individual pack (1 pc.) for additional requirement or backup.

Product Name	Packaging	Color Coding	Order #
Trocar 25G S	6 Pcs. / Box		MTR25S
Trocar 23G S	6 Pcs. / Box		MTR23S

□ Infusion Cannula

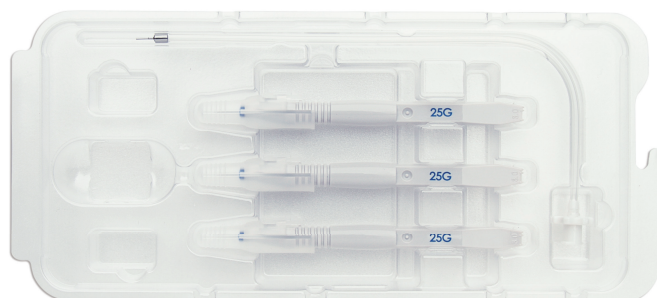


Connection with the valved cannula

Product Name	Packaging	Order #
Infusion Cannula 25G S	6 Pcs. / Box	MIC25S
Infusion Cannula 23G S	6 Pcs. / Box	MIC23S

- Attaching directly to the valved cannula.
- Sterile individual pack (1 pc.) for additional requirement or backup.

□ Kit - Trocar with valved cannula & Infusion cannula



Product Name	Packaging	Order #
Trocar Kit 25G S	3 Kits / Box	MTK25S
Trocar Kit 23G S	3 Kits / Box	MTK23S

- Sterile 1 kit consists of 3 pcs. trocar with the valved cannula and 1 pc. infusion cannula.

STERILE EO Disposable

Do not use if package is damaged or opened.

Read instructions before use.

CE 0197

Distributed by

Manufacturer :

MANI, INC.

8-3 Kiyohara Industrial Park,
Utsunomiya, Tochigi, 321-3231 JAPAN
TEL: +81.28.667.7565 / FAX: +81.28.667.8305
URL: <http://www.mani.co.jp/en/>
E-mail: seg-ovs@ms.mani.co.jp

S00750 (190301)