



LOGIQ™ P9 XDclear™










Probe Guide



The LOGIQ P9 XDclear is a highly capable ultrasound system that provides excellent image quality and productivity through easy-to-use tools across a wide range of applications in a portable, ergonomic, budget-friendly system design.

	Description	Applications	FOV	Bandwidth	Biopsy Guide
Convex Array					
	Wideband convex array probe	Abdomen, OB/GYN, Urology, Vascular	70°	1 – 6 MHz	Multi-angle, disposable with a reusable bracket (H40432LE)
	Broad-spectrum convex probe	Abdominal, Obstetrics, Gynecology	70°	1 – 6 MHz	Multi-angle, disposable with a reusable bracket (H4913BB)
	Broad-spectrum micro-convex biopsy probe	Abdominal	110°	1 – 6 MHz	Multi-angle, disposable with a reusable bracket (H40482LK) or a reusable stainless bracket (H40482LK)
Micro-convex Array					
	Wideband micro-convex array probe	Neonatal, Pediatrics	132°	3 – 11 MHz	No
	Broad-spectrum micro-convex probe	Neonatal, Pediatrics, Vascular	102°	4 – 12 MHz	No
	Wideband micro-convex intra-cavitary array probe	OB/GYN, Urology, Endocavity	132°	3 – 11 MHz	Single-angle, disposable with a disposable bracket (E8385MJ, E8333JB), Single-angle, reusable bracket (H40412LN)
	Wideband micro-convex intra-cavitary array probe	OB/GYN, Urology, Endocavity	168°	3 – 11 MHz	Single-angle, disposable with a disposable bracket (E8385MJ, E8333JB), single-angle, reusable bracket (H40412LN)
	Wideband micro-convex intracavity array probe	OB/GYN, Urology, Endocavity	168°	2 – 11 MHz	Single-angle, disposable with a disposable bracket (H48691YW), Single-angle, reusable bracket (H48701MN)
	Wideband micro-convex intra-cavitary bi-plane array probe	Urology, Transrectal	127° x 2	3 – 12 MHz	Single-angle, reusable (E8387MA), disposable (E8387M), disposable starter kit (H42742LH), disposable starter kit (H42742LJ)

	Description	Applications	FOV	Bandwidth	Biopsy Guide
Linear Array					
	Wideband linear matrix array probe	Small Parts, Vascular, Neonatal, Pediatrics, Musculoskeletal	50 mm	4 – 15 MHz	Multi-angle, disposable with a reusable bracket (H40432LJ)
	Wideband Linear Array Probe	Vascular, Small Parts, Neonatal, Pediatrics, Abdomen	51.2 mm	2 – 11 MHz	Multi-angle, disposable with a reusable bracket (H48032AA)
	Wideband linear array probe	Small Parts, Neonatal, Musculoskeletal	13 mm	7 – 20 MHz	No
	Wideband linear array probe	Small Parts, Vascular, Pediatrics, Neonatal, Musculoskeletal	38 mm	3 – 12 MHz	Multi-angle, disposable with a reusable bracket (H40432LC), transverse disposable with a reusable bracket (H48392LL), infinite angle disposable with a reusable bracket (H48392LT)
	Wideband linear array probe	Small Parts, Vascular, Pediatric, Neonatal, Musculoskeletal	38 mm	3 – 12 MHz	Multi-angle, disposable with a reusable bracket (H40432LC), multi-angle, disposable with a reusable bracket (H48392LL), multi-angle, disposable with a reusable bracket (H48392LT)
	Wideband linear array probe	Vascular, Small Parts, Pediatrics, Abdomen	44 mm	2 – 8 MHz	Multi-angle, disposable with a reusable bracket (H4906BK)
	Wideband linear array probe	Small Parts, Vascular, Pediatrics, Neonatal, Abdomen	38.4 mm	5 – 11 MHz	Multi-angle, disposable with a reusable bracket (H40432LC)
	Wideband linear array probe	Small Parts, Vascular, Pediatrics, Neonatal, Intraoperative	25 mm	4 – 15 MHz	No
	Wideband linear array probe	Small Parts, Vascular, Musculoskeletal, Intraoperative	38 mm	2 – 9 MHz	No

	Description	Applications	FOV	Bandwidth	Biopsy Guide
Sector Array					
	Wideband sector array probe	Cardiac, Abdomen, Transcranial	120°	1 – 5 MHz	Multi-angle, disposable with a reusable bracket (H46222LC)
	Wideband sector array probe	Cardiac, Neonatal, Pediatric	90°	2 – 8 MHz	No
	Wideband sector array probe	Pediatric, Neonatal	90°	4 – 12 MHz	No
	TEE probe	Cardiac	90°	2 – 8 MHz	No
Real-time 4D					
	Wideband real-time 4D probe	Abdomen, OB/GYN, Urology	66° (B), 85° (Volume scan)	1 – 5 MHz	Multi-angle, disposable with a reusable bracket (H48681ML)
	Wideband real-time 4D intra-cavitary probe	Endocavity, OB/GYN, Urology	146° (B) 120° (Volume angle)	3 – 10 MHz	Single-angle, reusable bracket (H46721R), Single-angle, disposable (H48681GF)
Specialty					
	CW split crystal pencil probe	Cardiac, Vascular	N/A	8 MHz	No
	CW split crystal pencil probe	Cardiac, Vascular	N/A	6 MHz	No
	CW split crystal pencil probe	Cardiac, Vascular	N/A	2 MHz	No



© GE, 2021

GE Healthcare reserves the right to make changes in specifications and features shown herein, or discontinue the product described at any time without notice or obligation. Contact your GE Healthcare representative for the most current information. GE, the GE Monogram, LOGIQ and XDclear are trademarks of GE. GE Healthcare, a division of GE. GE Medical Systems, Inc., doing business as GE Healthcare.

April 2021
DOC2545209